

This drawing is not intended nor shall it be used for construction purposes unless the signed professional seal of a registered landscape architect, civil engineer or land surveyor employed by The Berkshire Design Group, Inc. is affixed above.

Do not scale drawing for quantity take-offs or construction. Use written dimensions only. If dimensions are incomplete, contact The Berkshire Design Group, Inc. for clarification.

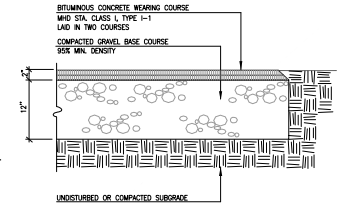
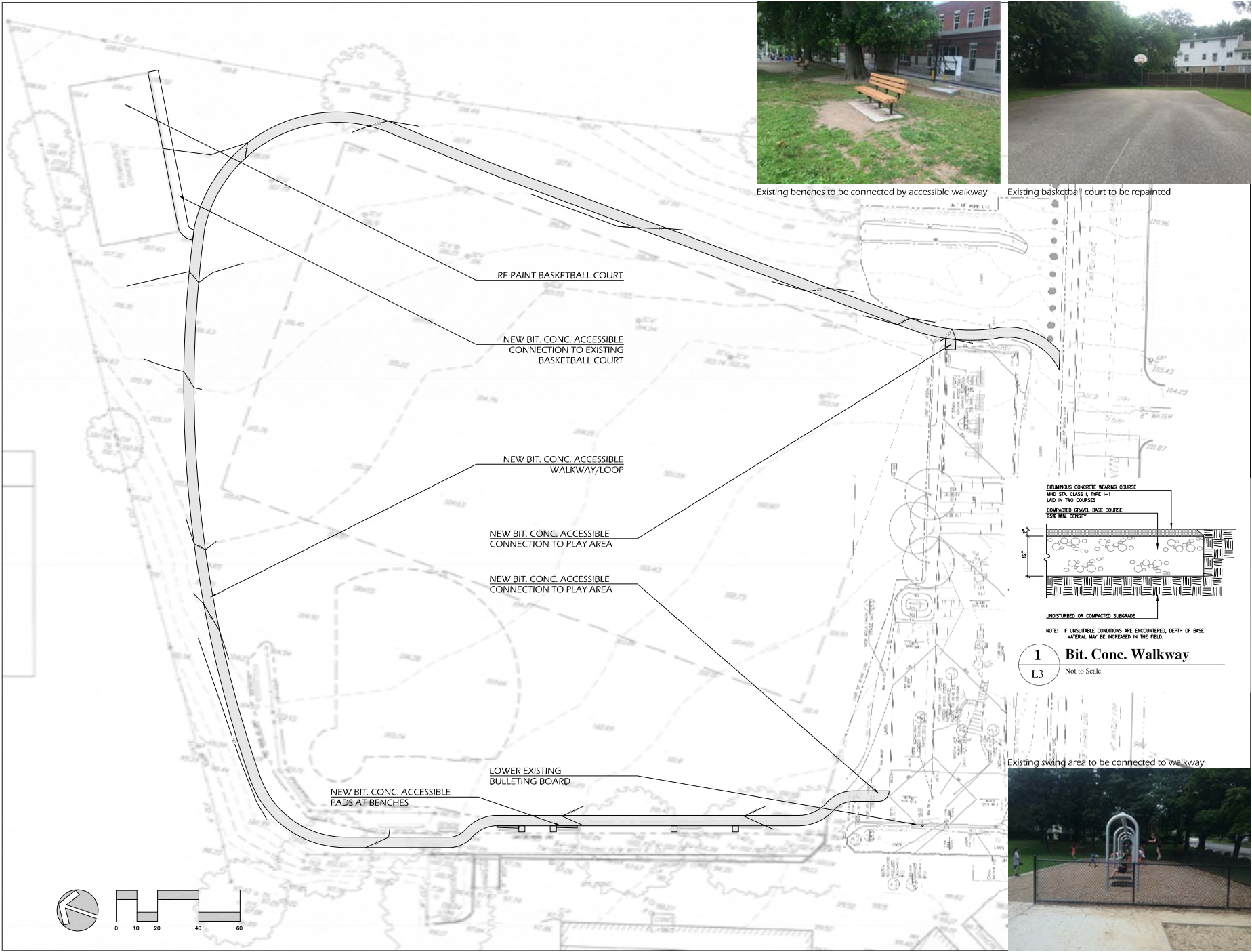
© Copyright The Berkshire Design Group, Inc.
This drawing and all of its contents are the express property of The Berkshire Design Group, Inc. and shall not be copied or used in any way without the written consent of The Berkshire Design Group, Inc.



Existing benches to be connected by accessible walkway



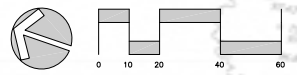
Existing basketball court to be repainted



NOTE: IF UNSUITABLE CONDITIONS ARE ENCOUNTERED, DEPTH OF BASE MATERIAL MAY BE INCREASED IN THE FIELD.

1 Bit. Conc. Walkway
L3 Not to Scale

Existing swing area to be connected to walkway



Florence Park

Revisions	

Date:	January 21, 2016	Sheet Number:	L3
Scale:	1"=20'		
Drawn By:	CEN		
Checked By:	AKW		