

**TOWN OF ARLINGTON
MASSACHUSETTS**

Bid #17-50

INVITATION FOR BID

Window Screens Repair/Replacement/Various Schools

Sealed bids are invited and will be received by the Town Manager, Town of Arlington, Massachusetts, until **10:00 A.M., Thursday, September 7, 2017** at the Office of the Purchasing Agent, Town Hall, Arlington, Massachusetts, at which time and place in the Town Hall they will be publicly opened and read aloud.

Specifications and proposal forms will be available on the Town Website www.arlingtonma.gov/purchasing.

Attention is called to the fact that minimum wage rates and health and welfare and pension fund contributions are established for this contract and are a part of the specifications.

Work under this contract shall be governed by MGL Ch.149, Sec.44A-J.

The conditions of employment as set forth in Sections 26 to 27D and 27F of Chapter 149 of the General Laws, as amended, shall prevail in the execution of the work under this contract.

OSHA Construction Training Required: As of July 1, 2006, under M.G.L. – Chapter 30, Section 39s, any person, submitting a bid for, or signing a contract to work on the construction, reconstruction, alteration, remodeling or repair of any public work by the Commonwealth of Massachusetts/Town of Arlington and estimated by the awarding authority to cost more than \$10,000, shall certify on the bid or contract, under penalty of perjury, that all employees to be employed at the work will have successfully completed a course in construction safety and health approved by the United States Occupational Safety and Health Administration that is atleast 10 hours in duration.

Bids to receive consideration must be in the hands of the Purchasing Agent or his authorized representative not later than the day and hour above mentioned.

The Town Manager reserves the right to cancel any invitation for bids, to reject in whole or in part any and all bids, when it is deemed in the best interest of the Town of Arlington to do so.

TOWN OF ARLINGTON

Adam W. Chapdelaine
Town Manager

August 23, 2017

FORM FOR GENERAL BID

Bid #17-50 Window Screens
Repair/Replacement/Various Schools
for the
Town of Arlington, Massachusetts

General Contractor Name: _____

To the Awarding Authority:

A. The undersigned Bidder hereby offers and agrees to furnish all labor and materials required in performance of the Work to complete Window Screens Repair/Replacement/Various Schools for the Town of Arlington, Massachusetts, in accordance with the accompanying specifications for the contract price specified below.

B. This bid includes addenda numbered _____

C. The proposed contract price is:

_____ dollars
(\$ _____)

E. Examined Conditions: The undersigned Bidder hereby declares that he or she has visited the site and the conditions present and has carefully examined the Contract Documents, together with all Addenda issued, received and acknowledged below, and has familiarized himself or herself with the legal requirements (federal, state, and local laws, ordinances, rules and regulations) and other conditions which may affect the cost, progress or performance of Work, and has made independent investigations, deemed necessary by the Bidder

F. The undersigned agrees that, if he is selected as general contractor, he will within 5 days, Saturdays, Sundays and legal holidays excluded, after presentation thereof by the awarding authority, execute a contract in accordance with the terms of this bid and furnish a performance bond and also a labor and materials or payment bond, each of a surety company qualified to do business under the laws of the commonwealth and satisfactory to the awarding authority and each in the sum of the contract price, the premiums for which are to be paid by the general contractor and are to be included in the contract price.

G. Furnish Labor: The undersigned hereby certifies that he is able to furnish labor that can work in harmony with all other elements of labor employed or to be employed on the work; that all employees to be employed at the worksite will have successfully completed a course in construction safety and health approved by the United States Occupational Safety and Health Administration that is at least 10 hours in duration at the time the employee begins work and who shall furnish documentation of successful completion of said course with the first certified payroll report for each employee; and that he will comply fully with all laws and regulations applicable to awards made subject to section 44A.

H. Withdraw bids: The Bidder agrees that this Bid shall be good and may not be withdrawn for a period of 30 calendar days after the scheduled closing time for receipt of bids.

I. Non-collusion: The undersigned Bidder certifies under the penalty of perjury, that he/she, and his/hers employees and agents of the Bidder, are the only persons interested in this proposal, that this proposal is made without any connection with any other person making any bid for the same work; that no person acting for, or employed by, the Awarding Authority is directly or indirectly interested in this proposal, or in any contract which be made under it, or in expected profits to arise therefrom; and without directly or indirectly influencing or attempting to influence any other person or corporation to bid or to refrain from bidding or to influence the amount of the bid of any other person or corporation; and that this proposal is made in good faith without collusion or connection with any other person bidding for the same work; and that this proposal is made with distinct reference and relation to the plans and specifications prepared for this contract and herein mentioned. The undersigned further declares that in regard to the conditions affecting the work to be done and the labor and materials needed, this proposal is based solely on their own investigation and research and not in reliance upon any representation of any employee, officer or agent of the Awarding Authority. The undersigned further certifies under the penalties of perjury that this bid is in all respect bona fide, fair and made without collusion or fraud with any other person. As used in this subsection the word "person" shall mean any natural person, joint venture, partnership, corporation or other business or legal entity. The undersigned further certifies under penalty of perjury that the said undersigned is not presently debarred from doing public construction work in the Commonwealth under the provisions of Section twenty-nine F of chapter twenty-nine, or any other applicable debarment provision of any other chapter of the General Laws or any rule or regulation promulgated thereunder.

J. Affidavit of eligibility to perform work in the Commonwealth of Massachusetts: The undersigned certifies under penalty of perjury that the said undersigned is not presently debarred from doing public construction work in the Commonwealth under the provisions of Section 29F of Chapter 29, or any other applicable debarment provisions of any other chapter of the General Laws or any rule or regulation promulgated hereunder.

K. Authority Rights: The Bidder understands the Awarding Authority right to reject any and all bids, if in the public interest to do so.

L. The undersigned further certifies under penalties of perjury that this bid is in all respects bona fide, fair and made without collusion or fraud with any other person. As used in this subsection the word "person" shall mean any natural person, joint venture, partnership, corporation or other business or legal entity. The undersigned further certifies under penalty of perjury that the said undersigned is not presently debarred from doing public construction work in the commonwealth under the provisions of section twenty-nine, or any other applicable debarment provisions of any other chapter of the General Laws or any rule or regulation promulgated thereunder.

Date _____

(Name of General Bidder)

By _____
(Title and Name of Person Signing Bid and Title)

(Business Address)

(City and State)

Ref: New Screen Frames, Supplied & Installed
All sizes are approximate

Hardy School

Custom Made Extruded Aluminum Wicket & Hopper Screen Frames
Mill Finish
Charcoal Aluminum Screen Wire

Single sliding wicket...
(28)- 24 x 26

Double sliding wickets...
(46)- 36 x 26
(3)-22 x 50
(71)-42x26
(3)- 48 x 24

Exterior (hopper), no wickets...
(10)-36 x 26

Bracket School

5/16" Traco Spring Loaded screen frames (stock color)

(5)-26 x 32

(2)-26 x 24

Dallin School

5/16" Traco Spring Loaded screen frames

(3)-26 x 50

(1)-26x34

Pierce School

5/16" Traco Spring Loaded screen frames

(11)-28 x 34

(3)-32 x 34

S C R = E = E = N = H = A = R D W A R E
CUSTOM MADE EXTRUDED ALUMINUM WICKET & HOPPER SCREENS ORDER FORM

CustomerName: _____ AccountNumber _____



Contact: _____ Phone Number _____

Quantity: _____ Cost: _____ Signature _____ Date _____

For Commercial & Institutional Application

1. Select Frame Profile/Color

Frame: 050 Gauge. 6063 TS Aluminum Alloy

	"		}	DMill
90-531M	90-509M	90-497M	90-530M	OBronze
D	D	D	D	Dwhite

2. Select Screen Wire

D Bright Aluminum O Charcoal Aluminum O Gray Fiberglass D Charcoal Fiberglass

3. Select Type

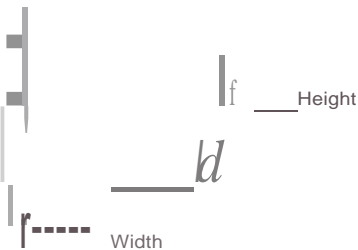
D Single Wicket Screen
 O Hopper Screen D Double Wicket Screen
 O Full Height Hinged Wicket Screen O Other

D Hinged DSiding
 Wicket Size _____ W x _____ H

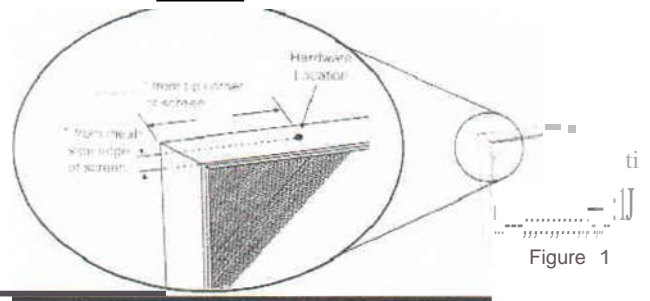


(Specify)

4. Screen Size: _____ W x _____ H



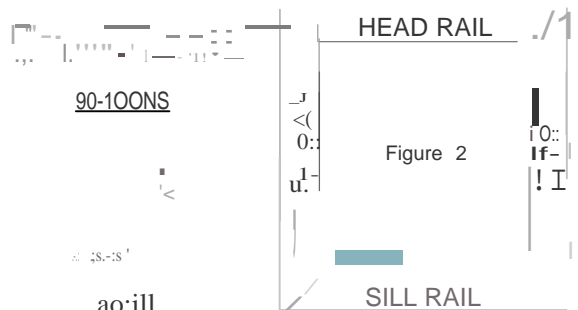
6. Measuring Instructions:
 For Hardware to be Installed



5. Quantity _____

7. Hardware & Hardware Location:

- Hardware to be installed on _____ rail (See Figure 2) Part No _____
 Location: _____ " from tip/corner of screen (See Figure 1)
 _____ " in from mesh side edge of screen (See Figure 1)
- Hardware to be installed on _____ rail (See Figure 2) Part No _____
 Location: _____ " from tip/corner of screen (See Figure 1)
 _____ " in from mesh side edge of screen (See Figure 1)
- Hardware to be installed on _____ rail (See Figure 2). Part No _____
 Location: _____ " from tip/corner of screen (See Figure 1)
 _____ " in from mesh side edge of screen (See Figure 1)
- Hardware to be installed on _____ rail (See Figure 2) Part No _____
 Location _____ " from tip/corner of screen (See Figure 1)
 _____ " in from mesh side edge of screen (See Figure 1)



To view and print Weekly Payroll & Statement of Compliance Forms, click on www.mass.gov/dols/pw.

PLEASE NOTE: The attached Prevailing Wage Schedule is valid for 90 days. An Awarding Authority should re-request an up to date Prevailing Wage Schedule if it has NOT opened bids or selected a contractor within 90 days of the issuance date of the attached prevailing wage schedule.

*For MULTI-YEAR projects bid on or after 8/8/08, Awarding Authorities must request an Annual Update to this Prevailing Wage Schedule each year for the duration of the project, no later than two weeks before the anniversary date of the execution of the general contract. Annual updates are not required for projects that last LESS THAN ONE YEAR.

*For CM AT RISK projects (bid pursuant to GL c.149A), Awarding Authorities must request a Prevailing Wage Schedule NOT sooner than 90-days before the earlier of: (a) the execution date of the GMP Amendment, or (b) the bid for the first construction scope of work.

*For MULTI-YEAR CM AT RISK projects, Awarding Authorities must request an Annual Update to this Prevailing Wage Schedule each year for the duration of the project, no later than two weeks before the anniversary date, which is the earlier of: (a) the execution date of the GMP Amendment, or (b) the execution date of the first amendment to procure construction scopes of work.

Apprentice wages (expressed as dollar figures) and the required benefits are listed on the Prevailing Wage Schedule. For further details, please see opinion letter PW-2010-03-03.16.10 (dated March 18, 2010) at www.mass.gov/dols/pw.

Request Prevailing Wage Rates online at: www.mass.gov/dols/pw.

THIS IS A SYSTEM-GENERATED EMAIL. PLEASE DO NOT REPLY TO THIS EMAIL. TO CONTACT DLS REGARDING PREVAILING WAGE MATTERS, CALL 617-626-6953.

=====

APPROVAL/DENIAL COMMENTS

This e-mail message, including any attachments, is for the sole use of the intended recipient(s) and may contain confidential and privileged information. Any unauthorized review, use, disclosure, or distribution is strictly prohibited and may be the subject of legal action. If you are not the intended recipient, please contact the sender by reply e-mail and destroy all copies of the original message. Thank you.



**THE COMMONWEALTH OF MASSACHUSETTS
EXECUTIVE OFFICE OF LABOR AND WORKFORCE DEVELOPMENT
DEPARTMENT OF LABOR STANDARDS**

Prevailing Wage Rates

**As determined by the Director under the provisions of the
Massachusetts General Laws, Chapter 149, Sections 26 to 27H**

CHARLES D. BAKER
Governor

ROSALIN ACOSTA
Secretary

KARYN E. POLITO
Lt. Governor

WILLIAM D MCKINNEY
Director

Awarding Authority: Town of Arlington
Contract Number: 17-50 **City/Town:** ARLINGTON
Description of Work: Repair or Replace broken Window Screens in Various School Buildings as required
Job Location: Various

Information about Prevailing Wage Schedules for Awarding Authorities and Contractors

- This wage schedule applies only to the specific project referenced at the top of this page and uniquely identified by the “Wage Request Number” on all pages of this schedule.
- An Awarding Authority must request an updated wage schedule from the Department of Labor Standards (“DLS”) if it has not opened bids or selected a contractor within 90 days of the date of issuance of the wage schedule. For CM AT RISK projects (bid pursuant to G.L. c.149A), the earlier of: (a) the execution date of the GMP Amendment, or (b) the bid for the first construction scope of work must be within 90-days of the wage schedule issuance date.
- The wage schedule shall be incorporated in any advertisement or call for bids for the project as required by M.G.L. c. 149, § 27. The wage schedule shall be made a part of the contract awarded for the project. The wage schedule must be posted in a conspicuous place at the work site for the life of the project in accordance with M.G.L. c. 149 § 27. The wages listed on the wage schedule must be paid to employees performing construction work on the project whether they are employed by the prime contractor, a filed sub-bidder, or any sub-contractor.
- All apprentices working on the project are required to be registered with the Massachusetts Department of Labor Standards, Division of Apprentice Standards (DLS/DAS). Apprentice must keep his/her apprentice identification card on his/her person during all work hours on the project. An apprentice registered with DAS may be paid the lower apprentice wage rate at the applicable step as provided on the prevailing wage schedule. **Any apprentice not registered with DLS/DAS regardless of whether or not they are registered with any other federal, state, local, or private agency must be paid the journeyworker's rate for the trade.**
- The wage rates will remain in effect for the duration of the project, except in the case of multi-year public construction projects. For construction projects lasting longer than one year, awarding authorities must request an updated wage schedule. Awarding authorities are required to request these updates no later than two weeks before the anniversary of the date the contract was executed by the awarding authority and the general contractor. For multi-year CM AT RISK projects, awarding authority must request an annual update no later than two weeks before the anniversary date, determined as the earlier of: (a) the execution date of the GMP Amendment, or (b) the execution date of the first amendment to permit procurement of construction services. Contractors are required to obtain the wage schedules from awarding authorities, and to pay no less than these rates to covered workers. The annual update requirement is not applicable to 27F “rental of equipment” contracts.
- Every contractor or subcontractor which performs construction work on the project is required to submit weekly payroll reports and a Statement of Compliance directly to the awarding authority by mail or email and keep them on file for three years. Each weekly payroll report must contain: the employee’s name, address, occupational classification, hours worked, and wages paid. Do not submit weekly payroll reports to DLS. A sample of a payroll reporting form may be obtained at <http://www.mass.gov/dols/pw>.
- Contractors with questions about the wage rates or classifications included on the wage schedule have an affirmative obligation to inquire with DLS at (617) 626-6953.
- Employees not receiving the prevailing wage rate set forth on the wage schedule may report the violation to the Fair Labor Division of the office of the Attorney General at (617) 727-3465.
- Failure of a contractor or subcontractor to pay the prevailing wage rates listed on the wage schedule to all employees who perform construction work on the project is a violation of the law and subjects the contractor or subcontractor to civil and

Classification	Effective Date	Base Wage	Health	Pension	Supplemental Unemployment	Total Rate
Construction						
(2 AXLE) DRIVER - EQUIPMENT <i>TEAMSTERS JOINT COUNCIL NO. 10 ZONE A</i>	12/01/2016	\$33.25	\$10.91	\$10.89	\$0.00	\$55.05
(3 AXLE) DRIVER - EQUIPMENT <i>TEAMSTERS JOINT COUNCIL NO. 10 ZONE A</i>	12/01/2016	\$33.32	\$10.91	\$10.89	\$0.00	\$55.12
(4 & 5 AXLE) DRIVER - EQUIPMENT <i>TEAMSTERS JOINT COUNCIL NO. 10 ZONE A</i>	12/01/2016	\$33.44	\$10.91	\$10.89	\$0.00	\$55.24
ADS/SUBMERSIBLE PILOT <i>PILE DRIVER LOCAL 56 (ZONE 1)</i>	08/01/2015	\$88.29	\$9.80	\$19.23	\$0.00	\$117.32
For apprentice rates see "Apprentice- PILE DRIVER"						
AIR TRACK OPERATOR <i>LABORERS - ZONE 1</i>	06/01/2017	\$37.60	\$7.60	\$14.65	\$0.00	\$59.85
	12/01/2017	\$38.45	\$7.60	\$14.65	\$0.00	\$60.70
	06/01/2018	\$39.40	\$7.60	\$14.65	\$0.00	\$61.65
	12/01/2018	\$40.35	\$7.60	\$14.65	\$0.00	\$62.60
	06/01/2019	\$41.35	\$7.60	\$14.65	\$0.00	\$63.60
	12/01/2019	\$42.35	\$7.60	\$14.65	\$0.00	\$64.60
For apprentice rates see "Apprentice- LABORER"						
ASBESTOS REMOVER - PIPE / MECH. EQUIPT. <i>HEAT & FROST INSULATORS LOCAL 6 (BOSTON)</i>	06/01/2017	\$34.90	\$11.50	\$7.10	\$0.00	\$53.50
	12/01/2017	\$35.90	\$11.50	\$7.10	\$0.00	\$54.50
	06/01/2018	\$36.90	\$11.50	\$7.10	\$0.00	\$55.50
	12/01/2018	\$37.90	\$11.50	\$7.10	\$0.00	\$56.50
	06/01/2019	\$38.90	\$11.50	\$7.10	\$0.00	\$57.50
	12/01/2019	\$39.90	\$11.50	\$7.10	\$0.00	\$58.50
	06/01/2020	\$40.90	\$11.50	\$7.10	\$0.00	\$59.50
	12/01/2020	\$41.90	\$11.50	\$7.10	\$0.00	\$60.50
ASPHALT RAKER <i>LABORERS - ZONE 1</i>	06/01/2017	\$37.10	\$7.60	\$14.65	\$0.00	\$59.35
	12/01/2017	\$37.95	\$7.60	\$14.65	\$0.00	\$60.20
	06/01/2018	\$38.90	\$7.60	\$14.65	\$0.00	\$61.15
	12/01/2018	\$39.85	\$7.60	\$14.65	\$0.00	\$62.10
	06/01/2019	\$40.85	\$7.60	\$14.65	\$0.00	\$63.10
	12/01/2019	\$41.85	\$7.60	\$14.65	\$0.00	\$64.10
For apprentice rates see "Apprentice- LABORER"						
ASPHALT/CONCRETE/CRUSHER PLANT-ON SITE <i>OPERATING ENGINEERS LOCAL 4</i>	06/01/2017	\$46.38	\$10.00	\$15.25	\$0.00	\$71.63
	12/01/2017	\$47.38	\$10.00	\$15.25	\$0.00	\$72.63
For apprentice rates see "Apprentice- OPERATING ENGINEERS"						
BACKHOE/FRONT-END LOADER <i>OPERATING ENGINEERS LOCAL 4</i>	06/01/2017	\$46.38	\$10.00	\$15.25	\$0.00	\$71.63
	12/01/2017	\$47.38	\$10.00	\$15.25	\$0.00	\$72.63
For apprentice rates see "Apprentice- OPERATING ENGINEERS"						
BARCO-TYPE JUMPING TAMPER <i>LABORERS - ZONE 1</i>	06/01/2017	\$37.10	\$7.60	\$14.65	\$0.00	\$59.35
	12/01/2017	\$37.95	\$7.60	\$14.65	\$0.00	\$60.20
	06/01/2018	\$38.90	\$7.60	\$14.65	\$0.00	\$61.15
	12/01/2018	\$39.85	\$7.60	\$14.65	\$0.00	\$62.10
	06/01/2019	\$40.85	\$7.60	\$14.65	\$0.00	\$63.10
	12/01/2019	\$41.85	\$7.60	\$14.65	\$0.00	\$64.10
For apprentice rates see "Apprentice- LABORER"						

Classification	Effective Date	Base Wage	Health	Pension	Supplemental Unemployment	Total Rate
BLOCK PAVER, RAMMER / CURB SETTER <i>LABORERS - ZONE 1</i>	06/01/2017	\$37.60	\$7.60	\$14.65	\$0.00	\$59.85
	12/01/2017	\$38.45	\$7.60	\$14.65	\$0.00	\$60.70
	06/01/2018	\$39.40	\$7.60	\$14.65	\$0.00	\$61.65
	12/01/2018	\$40.35	\$7.60	\$14.65	\$0.00	\$62.60
	06/01/2019	\$41.35	\$7.60	\$14.65	\$0.00	\$63.60
	12/01/2019	\$42.35	\$7.60	\$14.65	\$0.00	\$64.60
For apprentice rates see "Apprentice- LABORER"						
BOILER MAKER <i>BOILERMAKERS LOCAL 29</i>	01/01/2017	\$42.92	\$6.97	\$16.21	\$0.00	\$66.10

Apprentice - BOILERMAKER - Local 29

Effective Date - 01/01/2017

Step	percent	Apprentice Base Wage	Health	Pension	Supplemental Unemployment	Total Rate
1	65	\$27.90	\$6.97	\$10.54	\$0.00	\$45.41
2	65	\$27.90	\$6.97	\$10.54	\$0.00	\$45.41
3	70	\$30.04	\$6.97	\$11.35	\$0.00	\$48.36
4	75	\$32.19	\$6.97	\$12.16	\$0.00	\$51.32
5	80	\$34.34	\$6.97	\$12.97	\$0.00	\$54.28
6	85	\$36.48	\$6.97	\$13.78	\$0.00	\$57.23
7	90	\$38.63	\$6.97	\$14.59	\$0.00	\$60.19
8	95	\$40.77	\$6.97	\$15.40	\$0.00	\$63.14

Notes:

Apprentice to Journeyworker Ratio:1:5

BRICK/STONE/ARTIFICIAL MASONRY (INCL. MASONRY WATERPROOFING) <i>BRICKLAYERS LOCAL 3 (BOSTON)</i>	08/01/2017	\$52.06	\$10.75	\$19.35	\$0.00	\$82.16
	02/01/2018	\$52.74	\$10.75	\$19.35	\$0.00	\$82.84
	08/01/2018	\$54.09	\$10.75	\$19.48	\$0.00	\$84.32
	02/01/2019	\$54.73	\$10.75	\$19.48	\$0.00	\$84.96
	08/01/2019	\$56.08	\$10.75	\$19.62	\$0.00	\$86.45
	02/01/2020	\$56.72	\$10.75	\$19.62	\$0.00	\$87.09
	08/01/2020	\$58.07	\$10.75	\$19.77	\$0.00	\$88.59
	02/01/2021	\$58.71	\$10.75	\$19.77	\$0.00	\$89.23
	08/01/2021	\$60.11	\$10.75	\$19.93	\$0.00	\$90.79
	02/01/2022	\$60.70	\$10.75	\$19.93	\$0.00	\$91.38

Classification

Effective Date Base Wage Health Pension Supplemental Unemployment Total Rate

Apprentice - BRICK/PLASTER/CEMENT MASON - Local 3 Boston

Effective Date - 08/01/2017

Step	percent	Apprentice Base Wage	Health	Pension	Supplemental Unemployment	Total Rate
1	50	\$26.03	\$10.75	\$19.35	\$0.00	\$56.13
2	60	\$31.24	\$10.75	\$19.35	\$0.00	\$61.34
3	70	\$36.44	\$10.75	\$19.35	\$0.00	\$66.54
4	80	\$41.65	\$10.75	\$19.35	\$0.00	\$71.75
5	90	\$46.85	\$10.75	\$19.35	\$0.00	\$76.95

Effective Date - 02/01/2018

Step	percent	Apprentice Base Wage	Health	Pension	Supplemental Unemployment	Total Rate
1	50	\$26.37	\$10.75	\$19.35	\$0.00	\$56.47
2	60	\$31.64	\$10.75	\$19.35	\$0.00	\$61.74
3	70	\$36.92	\$10.75	\$19.35	\$0.00	\$67.02
4	80	\$42.19	\$10.75	\$19.35	\$0.00	\$72.29
5	90	\$47.47	\$10.75	\$19.35	\$0.00	\$77.57

Notes:

Apprentice to Journeyworker Ratio:1:5

BULLDOZER/GRADER/SCRAPER <i>OPERATING ENGINEERS LOCAL 4</i>	06/01/2017	\$45.93	\$10.00	\$15.25	\$0.00	\$71.18
	12/01/2017	\$46.92	\$10.00	\$15.25	\$0.00	\$72.17
For apprentice rates see "Apprentice- OPERATING ENGINEERS"						
CAISSON & UNDERPINNING BOTTOM MAN <i>LABORERS - FOUNDATION AND MARINE</i>	12/01/2016	\$37.45	\$7.60	\$14.35	\$0.00	\$59.40
For apprentice rates see "Apprentice- LABORER"						
CAISSON & UNDERPINNING LABORER <i>LABORERS - FOUNDATION AND MARINE</i>	12/01/2016	\$36.30	\$7.60	\$14.35	\$0.00	\$58.25
For apprentice rates see "Apprentice- LABORER"						
CAISSON & UNDERPINNING TOP MAN <i>LABORERS - FOUNDATION AND MARINE</i>	12/01/2016	\$36.30	\$7.60	\$14.35	\$0.00	\$58.25
For apprentice rates see "Apprentice- LABORER"						
CARBIDE CORE DRILL OPERATOR <i>LABORERS - ZONE 1</i>	06/01/2017	\$37.10	\$7.60	\$14.65	\$0.00	\$59.35
	12/01/2017	\$37.95	\$7.60	\$14.65	\$0.00	\$60.20
	06/01/2018	\$38.90	\$7.60	\$14.65	\$0.00	\$61.15
	12/01/2018	\$39.85	\$7.60	\$14.65	\$0.00	\$62.10
	06/01/2019	\$40.85	\$7.60	\$14.65	\$0.00	\$63.10
	12/01/2019	\$41.85	\$7.60	\$14.65	\$0.00	\$64.10
For apprentice rates see "Apprentice- LABORER"						
CARPENTER <i>CARPENTERS -ZONE 2 (Eastern Massachusetts)</i>	03/01/2017	\$38.77	\$9.90	\$17.00	\$0.00	\$65.67
	09/01/2017	\$39.28	\$9.90	\$17.50	\$0.00	\$66.68
	03/01/2018	\$40.28	\$9.90	\$17.50	\$0.00	\$67.68
	09/01/2018	\$41.32	\$9.90	\$17.50	\$0.00	\$68.72
	03/01/2019	\$42.35	\$9.90	\$17.50	\$0.00	\$69.75

Classification

Effective Date Base Wage Health Pension Supplemental Unemployment Total Rate

Apprentice - CARPENTER - Zone 2 Eastern MA

Effective Date - 03/01/2017

Step	percent	Apprentice Base Wage	Health	Pension	Supplemental Unemployment	Total Rate
1	50	\$19.39	\$9.90	\$1.68	\$0.00	\$30.97
2	60	\$23.26	\$9.90	\$1.68	\$0.00	\$34.84
3	70	\$27.14	\$9.90	\$12.21	\$0.00	\$49.25
4	75	\$29.08	\$9.90	\$12.21	\$0.00	\$51.19
5	80	\$31.02	\$9.90	\$13.89	\$0.00	\$54.81
6	80	\$31.02	\$9.90	\$13.89	\$0.00	\$54.81
7	90	\$34.89	\$9.90	\$15.57	\$0.00	\$60.36
8	90	\$34.89	\$9.90	\$15.57	\$0.00	\$60.36

Effective Date - 09/01/2017

Step	percent	Apprentice Base Wage	Health	Pension	Supplemental Unemployment	Total Rate
1	50	\$19.64	\$9.90	\$1.73	\$0.00	\$31.27
2	60	\$23.57	\$9.90	\$1.73	\$0.00	\$35.20
3	70	\$27.50	\$9.90	\$12.31	\$0.00	\$49.71
4	75	\$29.46	\$9.90	\$12.31	\$0.00	\$51.67
5	80	\$31.42	\$9.90	\$14.04	\$0.00	\$55.36
6	80	\$31.42	\$9.90	\$14.04	\$0.00	\$55.36
7	90	\$35.35	\$9.90	\$15.77	\$0.00	\$61.02
8	90	\$35.35	\$9.90	\$15.77	\$0.00	\$61.02

Notes:

Apprentice to Journeyworker Ratio:1:5

CEMENT MASONRY/PLASTERING BRICKLAYERS LOCAL 3 (BOSTON)	07/01/2017	\$47.40	\$12.20	\$19.41	\$1.30	\$80.31
	01/01/2018	\$48.17	\$12.20	\$19.41	\$1.30	\$81.08
	07/01/2018	\$49.56	\$12.20	\$19.41	\$1.30	\$82.47
	01/01/2019	\$50.30	\$12.20	\$19.41	\$1.30	\$83.21
	07/01/2019	\$51.69	\$12.20	\$19.41	\$1.30	\$84.60
	01/01/2020	\$52.44	\$12.20	\$19.41	\$1.30	\$85.35

Classification

Effective Date Base Wage Health Pension Supplemental Unemployment Total Rate

Apprentice - CEMENT MASONRY/PLASTERING - Eastern Mass (Boston)

Effective Date - 07/01/2017

Step	percent	Apprentice Base Wage	Health	Pension	Supplemental Unemployment	Total Rate
1	50	\$23.70	\$12.20	\$12.41	\$0.00	\$48.31
2	60	\$28.44	\$12.20	\$14.41	\$1.30	\$56.35
3	65	\$30.81	\$12.20	\$15.41	\$1.30	\$59.72
4	70	\$33.18	\$12.20	\$16.41	\$1.30	\$63.09
5	75	\$35.55	\$12.20	\$17.41	\$1.30	\$66.46
6	80	\$37.92	\$12.20	\$18.41	\$1.30	\$69.83
7	90	\$42.66	\$12.20	\$19.41	\$1.30	\$75.57

Effective Date - 01/01/2018

Step	percent	Apprentice Base Wage	Health	Pension	Supplemental Unemployment	Total Rate
1	50	\$24.09	\$12.20	\$12.41	\$0.00	\$48.70
2	60	\$28.90	\$12.20	\$14.41	\$1.30	\$56.81
3	65	\$31.31	\$12.20	\$15.41	\$1.30	\$60.22
4	70	\$33.72	\$12.20	\$16.41	\$1.30	\$63.63
5	75	\$36.13	\$12.20	\$17.41	\$1.30	\$67.04
6	80	\$38.54	\$12.20	\$18.41	\$1.30	\$70.45
7	90	\$43.35	\$12.20	\$19.41	\$1.30	\$76.26

Notes:
Steps 3,4 are 500 hrs. All other steps are 1,000 hrs.

Apprentice to Journeyworker Ratio:1:3

CHAIN SAW OPERATOR LABORERS - ZONE 1	06/01/2017	\$37.10	\$7.60	\$14.65	\$0.00	\$59.35
	12/01/2017	\$37.95	\$7.60	\$14.65	\$0.00	\$60.20
	06/01/2018	\$38.90	\$7.60	\$14.65	\$0.00	\$61.15
	12/01/2018	\$39.85	\$7.60	\$14.65	\$0.00	\$62.10
	06/01/2019	\$40.85	\$7.60	\$14.65	\$0.00	\$63.10
	12/01/2019	\$41.85	\$7.60	\$14.65	\$0.00	\$64.10

For apprentice rates see "Apprentice- LABORER"

CLAM SHELLS/SLURRY BUCKETS/HEADING MACHINES OPERATING ENGINEERS LOCAL 4	06/01/2017	\$47.38	\$10.00	\$15.25	\$0.00	\$72.63
	12/01/2017	\$48.38	\$10.00	\$15.25	\$0.00	\$73.63

For apprentice rates see "Apprentice- OPERATING ENGINEERS"

COMPRESSOR OPERATOR OPERATING ENGINEERS LOCAL 4	06/01/2017	\$31.86	\$10.00	\$15.25	\$0.00	\$57.11
	12/01/2017	\$32.55	\$10.00	\$15.25	\$0.00	\$57.80

For apprentice rates see "Apprentice- OPERATING ENGINEERS"

DELEADER (BRIDGE) PAINTERS LOCAL 35 - ZONE 2	01/01/2017	\$51.41	\$7.85	\$16.10	\$0.00	\$75.36
---	------------	---------	--------	---------	--------	---------

Classification

Effective Date Base Wage Health Pension Supplemental Unemployment Total Rate

Apprentice - PAINTER Local 35 - BRIDGES/TANKS

Effective Date - 01/01/2017

Step	percent	Apprentice Base Wage	Health	Pension	Supplemental Unemployment	Total Rate
1	50	\$25.71	\$7.85	\$0.00	\$0.00	\$33.56
2	55	\$28.28	\$7.85	\$3.66	\$0.00	\$39.79
3	60	\$30.85	\$7.85	\$3.99	\$0.00	\$42.69
4	65	\$33.42	\$7.85	\$4.32	\$0.00	\$45.59
5	70	\$35.99	\$7.85	\$14.11	\$0.00	\$57.95
6	75	\$38.56	\$7.85	\$14.44	\$0.00	\$60.85
7	80	\$41.13	\$7.85	\$14.77	\$0.00	\$63.75
8	90	\$46.27	\$7.85	\$15.44	\$0.00	\$69.56

Notes:

Steps are 750 hrs.

Apprentice to Journeyworker Ratio:1:1

DEMO: ADZEMAN LABORERS - ZONE 1	06/01/2017	\$37.00	\$7.60	\$14.65	\$0.00	\$59.25
	12/01/2017	\$37.85	\$7.60	\$14.65	\$0.00	\$60.10
	06/01/2018	\$38.80	\$7.60	\$14.65	\$0.00	\$61.05
	12/01/2018	\$39.75	\$7.60	\$14.65	\$0.00	\$62.00
	06/01/2019	\$40.75	\$7.60	\$14.65	\$0.00	\$63.00
	12/01/2019	\$41.75	\$7.60	\$14.65	\$0.00	\$64.00

For apprentice rates see "Apprentice- LABORER"

DEMO: BACKHOE/LOADER/HAMMER OPERATOR LABORERS - ZONE 1	06/01/2017	\$38.00	\$7.60	\$14.65	\$0.00	\$60.25
	12/01/2017	\$38.85	\$7.60	\$14.65	\$0.00	\$61.10
	06/01/2018	\$39.80	\$7.60	\$14.65	\$0.00	\$62.05
	12/01/2018	\$40.75	\$7.60	\$14.65	\$0.00	\$63.00
	06/01/2019	\$41.75	\$7.60	\$14.65	\$0.00	\$64.00
	12/01/2019	\$42.75	\$7.60	\$14.65	\$0.00	\$65.00

For apprentice rates see "Apprentice- LABORER"

DEMO: BURNERS LABORERS - ZONE 1	06/01/2017	\$37.75	\$7.60	\$14.65	\$0.00	\$60.00
	12/01/2017	\$38.60	\$7.60	\$14.65	\$0.00	\$60.85
	06/01/2018	\$39.55	\$7.60	\$14.65	\$0.00	\$61.80
	12/01/2018	\$40.50	\$7.60	\$14.65	\$0.00	\$62.75
	06/01/2019	\$41.50	\$7.60	\$14.65	\$0.00	\$63.75
	12/01/2019	\$42.50	\$7.60	\$14.65	\$0.00	\$64.75

For apprentice rates see "Apprentice- LABORER"

DEMO: CONCRETE CUTTER/SAWYER LABORERS - ZONE 1	06/01/2017	\$38.00	\$7.60	\$14.65	\$0.00	\$60.25
	12/01/2017	\$38.85	\$7.60	\$14.65	\$0.00	\$61.10
	06/01/2018	\$39.80	\$7.60	\$14.65	\$0.00	\$62.05
	12/01/2018	\$40.75	\$7.60	\$14.65	\$0.00	\$63.00
	06/01/2019	\$41.75	\$7.60	\$14.65	\$0.00	\$64.00
	12/01/2019	\$42.75	\$7.60	\$14.65	\$0.00	\$65.00

For apprentice rates see "Apprentice- LABORER"

Classification	Effective Date	Base Wage	Health	Pension	Supplemental Unemployment	Total Rate
DEMO: JACKHAMMER OPERATOR <i>LABORERS - ZONE 1</i>	06/01/2017	\$37.75	\$7.60	\$14.65	\$0.00	\$60.00
	12/01/2017	\$38.60	\$7.60	\$14.65	\$0.00	\$60.85
	06/01/2018	\$39.55	\$7.60	\$14.65	\$0.00	\$61.80
	12/01/2018	\$40.50	\$7.60	\$14.65	\$0.00	\$62.75
	06/01/2019	\$41.50	\$7.60	\$14.65	\$0.00	\$63.75
	12/01/2019	\$42.50	\$7.60	\$14.65	\$0.00	\$64.75
For apprentice rates see "Apprentice- LABORER"						
DEMO: WRECKING LABORER <i>LABORERS - ZONE 1</i>	06/01/2017	\$37.00	\$7.60	\$14.65	\$0.00	\$59.25
	12/01/2017	\$37.85	\$7.60	\$14.65	\$0.00	\$60.10
	06/01/2018	\$38.80	\$7.60	\$14.65	\$0.00	\$61.05
	12/01/2018	\$39.75	\$7.60	\$14.65	\$0.00	\$62.00
	06/01/2019	\$40.75	\$7.60	\$14.65	\$0.00	\$63.00
	12/01/2019	\$41.75	\$7.60	\$14.65	\$0.00	\$64.00
For apprentice rates see "Apprentice- LABORER"						
DIRECTIONAL DRILL MACHINE OPERATOR <i>OPERATING ENGINEERS LOCAL 4</i>	06/01/2017	\$45.93	\$10.00	\$15.25	\$0.00	\$71.18
	12/01/2017	\$46.92	\$10.00	\$15.25	\$0.00	\$72.17
For apprentice rates see "Apprentice- OPERATING ENGINEERS"						
DIVER <i>PILE DRIVER LOCAL 56 (ZONE 1)</i>	08/01/2015	\$58.86	\$9.80	\$19.23	\$0.00	\$87.89
For apprentice rates see "Apprentice- PILE DRIVER"						
DIVER TENDER <i>PILE DRIVER LOCAL 56 (ZONE 1)</i>	08/01/2015	\$42.04	\$9.80	\$19.23	\$0.00	\$71.07
For apprentice rates see "Apprentice- PILE DRIVER"						
DIVER TENDER (EFFLUENT) <i>PILE DRIVER LOCAL 56 (ZONE 1)</i>	08/01/2015	\$63.06	\$9.80	\$19.23	\$0.00	\$92.09
For apprentice rates see "Apprentice- PILE DRIVER"						
DIVER/SLURRY (EFFLUENT) <i>PILE DRIVER LOCAL 56 (ZONE 1)</i>	08/01/2015	\$88.23	\$9.80	\$19.23	\$0.00	\$117.26
For apprentice rates see "Apprentice- PILE DRIVER"						
DRAWBRIDGE OPERATOR (Construction) <i>ELECTRICIANS LOCAL 103</i>	03/01/2017	\$48.33	\$13.00	\$17.45	\$0.00	\$78.78
	09/01/2017	\$49.28	\$13.00	\$17.48	\$0.00	\$79.76
	03/01/2018	\$50.15	\$13.00	\$17.85	\$0.00	\$81.00
	09/01/2018	\$51.34	\$13.00	\$17.89	\$0.00	\$82.23
	03/01/2019	\$52.53	\$13.00	\$17.93	\$0.00	\$83.46
For apprentice rates see "Apprentice- ELECTRICIAN"						
ELECTRICIAN <i>ELECTRICIANS LOCAL 103</i>	03/01/2017	\$48.33	\$13.00	\$17.45	\$0.00	\$78.78
	09/01/2017	\$49.28	\$13.00	\$17.48	\$0.00	\$79.76
	03/01/2018	\$50.15	\$13.00	\$17.85	\$0.00	\$81.00
	09/01/2018	\$51.34	\$13.00	\$17.89	\$0.00	\$82.23
	03/01/2019	\$52.53	\$13.00	\$17.93	\$0.00	\$83.46

Classification

Effective Date Base Wage Health Pension Supplemental Unemployment Total Rate

Apprentice - ELECTRICIAN - Local 103

Effective Date - 03/01/2017

Step	percent	Apprentice Base Wage	Health	Pension	Supplemental Unemployment	Total Rate
1	40	\$19.33	\$13.00	\$0.58	\$0.00	\$32.91
2	40	\$19.33	\$13.00	\$0.58	\$0.00	\$32.91
3	45	\$21.75	\$13.00	\$13.37	\$0.00	\$48.12
4	45	\$21.75	\$13.00	\$13.37	\$0.00	\$48.12
5	50	\$24.17	\$13.00	\$13.75	\$0.00	\$50.92
6	55	\$26.58	\$13.00	\$14.11	\$0.00	\$53.69
7	60	\$29.00	\$13.00	\$14.48	\$0.00	\$56.48
8	65	\$31.41	\$13.00	\$14.85	\$0.00	\$59.26
9	70	\$33.83	\$13.00	\$15.22	\$0.00	\$62.05
10	75	\$36.25	\$13.00	\$15.60	\$0.00	\$64.85

Effective Date - 09/01/2017

Step	percent	Apprentice Base Wage	Health	Pension	Supplemental Unemployment	Total Rate
1	40	\$19.71	\$13.00	\$0.59	\$0.00	\$33.30
2	40	\$19.71	\$13.00	\$0.59	\$0.00	\$33.30
3	45	\$22.18	\$13.00	\$13.39	\$0.00	\$48.57
4	45	\$22.18	\$13.00	\$13.39	\$0.00	\$48.57
5	50	\$24.64	\$13.00	\$13.76	\$0.00	\$51.40
6	55	\$27.10	\$13.00	\$14.12	\$0.00	\$54.22
7	60	\$29.57	\$13.00	\$14.50	\$0.00	\$57.07
8	65	\$32.03	\$13.00	\$14.87	\$0.00	\$59.90
9	70	\$34.50	\$13.00	\$15.25	\$0.00	\$62.75
10	75	\$36.96	\$13.00	\$15.62	\$0.00	\$65.58

Notes :
App Prior 1/1/03; 30/35/40/45/50/55/65/70/75/80

Apprentice to Journeyworker Ratio:2:3***

ELEVATOR CONSTRUCTOR ELEVATOR CONSTRUCTORS LOCAL 4	01/01/2017	\$55.86	\$15.28	\$15.71	\$0.00	\$86.85
---	------------	---------	---------	---------	--------	---------

Apprentice - ELEVATOR CONSTRUCTOR - Local 4

Effective Date - 01/01/2017

Step	percent	Apprentice Base Wage	Health	Pension	Supplemental Unemployment	Total Rate
1	50	\$27.93	\$15.28	\$0.00	\$0.00	\$43.21
2	55	\$30.72	\$15.28	\$15.71	\$0.00	\$61.71
3	65	\$36.31	\$15.28	\$15.71	\$0.00	\$67.30
4	70	\$39.10	\$15.28	\$15.71	\$0.00	\$70.09
5	80	\$44.69	\$15.28	\$15.71	\$0.00	\$75.68

Notes:

Steps 1-2 are 6 mos.; Steps 3-5 are 1 year

Apprentice to Journeyworker Ratio:1:1

ELEVATOR CONSTRUCTOR HELPER <i>ELEVATOR CONSTRUCTORS LOCAL 4</i>	01/01/2017	\$39.10	\$15.28	\$15.71	\$0.00	\$70.09
---	------------	---------	---------	---------	--------	---------

For apprentice rates see "Apprentice - ELEVATOR CONSTRUCTOR"

FENCE & GUARD RAIL ERECTOR <i>LABORERS - ZONE 1</i>	06/01/2017	\$37.10	\$7.60	\$14.65	\$0.00	\$59.35
	12/01/2017	\$37.95	\$7.60	\$14.65	\$0.00	\$60.20
	06/01/2018	\$38.90	\$7.60	\$14.65	\$0.00	\$61.15
	12/01/2018	\$39.85	\$7.60	\$14.65	\$0.00	\$62.10
	06/01/2019	\$40.85	\$7.60	\$14.65	\$0.00	\$63.10
	12/01/2019	\$41.85	\$7.60	\$14.65	\$0.00	\$64.10

For apprentice rates see "Apprentice- LABORER"

FIELD ENG.INST.PERSON-BLDG,SITE,HVY/HWY <i>OPERATING ENGINEERS LOCAL 4</i>	05/01/2017	\$42.15	\$10.00	\$15.25	\$0.00	\$67.40
	11/01/2017	\$42.88	\$10.00	\$15.25	\$0.00	\$68.13
	05/01/2018	\$43.59	\$10.00	\$15.25	\$0.00	\$68.84

For apprentice rates see "Apprentice- OPERATING ENGINEERS"

FIELD ENG.PARTY CHIEF-BLDG,SITE,HVY/HWY <i>OPERATING ENGINEERS LOCAL 4</i>	05/01/2017	\$43.61	\$10.00	\$15.25	\$0.00	\$68.86
	11/01/2017	\$44.34	\$10.00	\$15.25	\$0.00	\$69.59
	05/01/2018	\$45.06	\$10.00	\$15.25	\$0.00	\$70.31

For apprentice rates see "Apprentice- OPERATING ENGINEERS"

FIELD ENG.ROD PERSON-BLDG,SITE,HVY/HWY <i>OPERATING ENGINEERS LOCAL 4</i>	05/01/2017	\$22.41	\$10.00	\$15.25	\$0.00	\$47.66
	11/01/2017	\$22.83	\$10.00	\$15.25	\$0.00	\$48.08
	05/01/2018	\$23.26	\$10.00	\$15.25	\$0.00	\$48.51

For apprentice rates see "Apprentice- OPERATING ENGINEERS"

FIRE ALARM INSTALLER <i>ELECTRICIANS LOCAL 103</i>	03/01/2017	\$48.33	\$13.00	\$17.45	\$0.00	\$78.78
	09/01/2017	\$49.28	\$13.00	\$17.48	\$0.00	\$79.76
	03/01/2018	\$50.15	\$13.00	\$17.85	\$0.00	\$81.00
	09/01/2018	\$51.34	\$13.00	\$17.89	\$0.00	\$82.23
	03/01/2019	\$52.53	\$13.00	\$17.93	\$0.00	\$83.46

For apprentice rates see "Apprentice- ELECTRICIAN"

FIRE ALARM REPAIR / MAINTENANCE <i>LOCAL 103</i> / COMMISSIONING <i>ELECTRICIANS</i>	03/01/2017	\$36.25	\$13.00	\$15.60	\$0.00	\$64.85
	09/01/2017	\$36.96	\$13.00	\$15.62	\$0.00	\$65.58
	03/01/2018	\$37.61	\$13.00	\$15.93	\$0.00	\$66.54
	09/01/2018	\$38.51	\$13.00	\$15.96	\$0.00	\$67.47
	03/01/2019	\$39.40	\$13.00	\$15.98	\$0.00	\$68.38

Classification	Effective Date	Base Wage	Health	Pension	Supplemental Unemployment	Total Rate
For apprentice rates see "Apprentice- TELECOMMUNICATIONS TECHNICIAN"						
FIREMAN (ASST. ENGINEER) OPERATING ENGINEERS LOCAL 4	06/01/2017	\$38.49	\$10.00	\$15.25	\$0.00	\$63.74
	12/01/2017	\$39.32	\$10.00	\$15.25	\$0.00	\$64.57
For apprentice rates see "Apprentice- OPERATING ENGINEERS"						
FLAGGER & SIGNALER LABORERS - ZONE 1	06/01/2017	\$20.50	\$7.60	\$14.65	\$0.00	\$42.75
	12/01/2017	\$21.50	\$7.60	\$14.65	\$0.00	\$43.75
	06/01/2018	\$21.50	\$7.60	\$14.65	\$0.00	\$43.75
	12/01/2018	\$22.50	\$7.60	\$14.65	\$0.00	\$44.75
	06/01/2019	\$22.50	\$7.60	\$14.65	\$0.00	\$44.75
	12/01/2019	\$23.50	\$7.60	\$14.65	\$0.00	\$45.75
For apprentice rates see "Apprentice- LABORER"						
FLOORCOVERER FLOORCOVERERS LOCAL 2168 ZONE 1	03/01/2016	\$42.13	\$9.80	\$17.62	\$0.00	\$69.55

Apprentice - FLOORCOVERER - Local 2168 Zone 1

Effective Date - 03/01/2016

Step	percent	Apprentice Base Wage	Health	Pension	Supplemental Unemployment	Total Rate
1	50	\$21.07	\$9.80	\$1.79	\$0.00	\$32.66
2	55	\$23.17	\$9.80	\$1.79	\$0.00	\$34.76
3	60	\$25.28	\$9.80	\$12.25	\$0.00	\$47.33
4	65	\$27.38	\$9.80	\$12.25	\$0.00	\$49.43
5	70	\$29.49	\$9.80	\$14.04	\$0.00	\$53.33
6	75	\$31.60	\$9.80	\$14.04	\$0.00	\$55.44
7	80	\$33.70	\$9.80	\$15.83	\$0.00	\$59.33
8	85	\$35.81	\$9.80	\$15.83	\$0.00	\$61.44

Notes:

Steps are 750 hrs.

Apprentice to Journeyworker Ratio:1:1

FORK LIFT/CHERRY PICKER OPERATING ENGINEERS LOCAL 4	06/01/2017	\$46.38	\$10.00	\$15.25	\$0.00	\$71.63
	12/01/2017	\$47.38	\$10.00	\$15.25	\$0.00	\$72.63
For apprentice rates see "Apprentice- OPERATING ENGINEERS"						
GENERATOR/LIGHTING PLANT/HEATERS OPERATING ENGINEERS LOCAL 4	06/01/2017	\$31.86	\$10.00	\$15.25	\$0.00	\$57.11
	12/01/2017	\$32.55	\$10.00	\$15.25	\$0.00	\$57.80
For apprentice rates see "Apprentice- OPERATING ENGINEERS"						
GLAZIER (GLASS PLANK/AIR BARRIER/INTERIOR SYSTEMS) GLAZIERS LOCAL 35 (ZONE 2)	01/01/2017	\$40.91	\$7.85	\$16.10	\$0.00	\$64.86

Classification

Effective Date Base Wage Health Pension Supplemental Unemployment Total Rate

Apprentice - GLAZIER - Local 35 Zone 2

Effective Date - 01/01/2017

Step	percent	Apprentice Base Wage	Health	Pension	Supplemental Unemployment	Total Rate
1	50	\$20.46	\$7.85	\$0.00	\$0.00	\$28.31
2	55	\$22.50	\$7.85	\$3.66	\$0.00	\$34.01
3	60	\$24.55	\$7.85	\$3.99	\$0.00	\$36.39
4	65	\$26.59	\$7.85	\$4.32	\$0.00	\$38.76
5	70	\$28.64	\$7.85	\$14.11	\$0.00	\$50.60
6	75	\$30.68	\$7.85	\$14.44	\$0.00	\$52.97
7	80	\$32.73	\$7.85	\$14.77	\$0.00	\$55.35
8	90	\$36.82	\$7.85	\$15.44	\$0.00	\$60.11

Notes:

Steps are 750 hrs.

Apprentice to Journeyworker Ratio:1:1

HOISTING ENGINEER/CRANES/GRADALLS	06/01/2017	\$46.38	\$10.00	\$15.25	\$0.00	\$71.63
OPERATING ENGINEERS LOCAL 4	12/01/2017	\$47.38	\$10.00	\$15.25	\$0.00	\$72.63

Classification

Effective Date Base Wage Health Pension Supplemental Unemployment Total Rate

Apprentice - OPERATING ENGINEERS - Local 4

Effective Date - 06/01/2017

Step	percent	Apprentice Base Wage	Health	Pension	Supplemental Unemployment	Total Rate
1	55	\$25.51	\$10.00	\$0.00	\$0.00	\$35.51
2	60	\$27.83	\$10.00	\$15.25	\$0.00	\$53.08
3	65	\$30.15	\$10.00	\$15.25	\$0.00	\$55.40
4	70	\$32.47	\$10.00	\$15.25	\$0.00	\$57.72
5	75	\$34.79	\$10.00	\$15.25	\$0.00	\$60.04
6	80	\$37.10	\$10.00	\$15.25	\$0.00	\$62.35
7	85	\$39.42	\$10.00	\$15.25	\$0.00	\$64.67
8	90	\$41.74	\$10.00	\$15.25	\$0.00	\$66.99

Effective Date - 12/01/2017

Step	percent	Apprentice Base Wage	Health	Pension	Supplemental Unemployment	Total Rate
1	55	\$26.06	\$10.00	\$0.00	\$0.00	\$36.06
2	60	\$28.43	\$10.00	\$15.25	\$0.00	\$53.68
3	65	\$30.80	\$10.00	\$15.25	\$0.00	\$56.05
4	70	\$33.17	\$10.00	\$15.25	\$0.00	\$58.42
5	75	\$35.54	\$10.00	\$15.25	\$0.00	\$60.79
6	80	\$37.90	\$10.00	\$15.25	\$0.00	\$63.15
7	85	\$40.27	\$10.00	\$15.25	\$0.00	\$65.52
8	90	\$42.64	\$10.00	\$15.25	\$0.00	\$67.89

Notes:

Apprentice to Journeyworker Ratio:1:6

HVAC (DUCTWORK) <i>SHEETMETAL WORKERS LOCAL 17 - A</i>	08/01/2017	\$43.83	\$11.45	\$24.03	\$2.38	\$81.69
	02/01/2018	\$44.98	\$11.45	\$24.03	\$2.38	\$82.84
For apprentice rates see "Apprentice- SHEET METAL WORKER"						
HVAC (ELECTRICAL CONTROLS) <i>ELECTRICIANS LOCAL 103</i>	03/01/2017	\$48.33	\$13.00	\$17.45	\$0.00	\$78.78
	09/01/2017	\$49.28	\$13.00	\$17.48	\$0.00	\$79.76
	03/01/2018	\$50.15	\$13.00	\$17.85	\$0.00	\$81.00
	09/01/2018	\$51.34	\$13.00	\$17.89	\$0.00	\$82.23
	03/01/2019	\$52.53	\$13.00	\$17.93	\$0.00	\$83.46
For apprentice rates see "Apprentice- ELECTRICIAN"						
HVAC (TESTING AND BALANCING - AIR) <i>SHEETMETAL WORKERS LOCAL 17 - A</i>	08/01/2017	\$43.83	\$11.45	\$24.03	\$2.38	\$81.69
	02/01/2018	\$44.98	\$11.45	\$24.03	\$2.38	\$82.84
For apprentice rates see "Apprentice- SHEET METAL WORKER"						
HVAC (TESTING AND BALANCING -WATER) <i>PIPEFITTERS LOCAL 537</i>	03/01/2017	\$51.19	\$9.70	\$18.14	\$0.00	\$79.03
For apprentice rates see "Apprentice- PIPEFITTER" or "PLUMBER/PIPEFITTER"						
HVAC MECHANIC <i>PIPEFITTERS LOCAL 537</i>	03/01/2017	\$51.19	\$9.70	\$18.14	\$0.00	\$79.03
For apprentice rates see "Apprentice- PIPEFITTER" or "PLUMBER/PIPEFITTER"						

Classification	Effective Date	Base Wage	Health	Pension	Supplemental Unemployment	Total Rate
HYDRAULIC DRILLS LABORERS - ZONE 1	06/01/2017	\$37.60	\$7.60	\$14.65	\$0.00	\$59.85
	12/01/2017	\$38.45	\$7.60	\$14.65	\$0.00	\$60.70
	06/01/2018	\$39.40	\$7.60	\$14.65	\$0.00	\$61.65
	12/01/2018	\$40.35	\$7.60	\$14.65	\$0.00	\$62.60
	06/01/2019	\$41.35	\$7.60	\$14.65	\$0.00	\$63.60
	12/01/2019	\$42.35	\$7.60	\$14.65	\$0.00	\$64.60

For apprentice rates see "Apprentice- LABORER"

INSULATOR (PIPES & TANKS) HEAT & FROST INSULATORS LOCAL 6 (BOSTON)	09/01/2016	\$45.09	\$11.75	\$14.20	\$0.00	\$71.04
	09/01/2017	\$47.09	\$11.75	\$14.20	\$0.00	\$73.04
	09/01/2018	\$49.34	\$11.75	\$14.20	\$0.00	\$75.29
	09/01/2019	\$51.84	\$11.75	\$14.20	\$0.00	\$77.79

Apprentice - ASBESTOS INSULATOR (Pipes & Tanks) - Local 6 Boston

Effective Date - 09/01/2016

Step	percent	Apprentice Base Wage	Health	Pension	Supplemental Unemployment	Total Rate
1	50	\$22.55	\$11.75	\$10.45	\$0.00	\$44.75
2	60	\$27.05	\$11.75	\$11.20	\$0.00	\$50.00
3	70	\$31.56	\$11.75	\$11.95	\$0.00	\$55.26
4	80	\$36.07	\$11.75	\$12.70	\$0.00	\$60.52

Effective Date - 09/01/2017

Step	percent	Apprentice Base Wage	Health	Pension	Supplemental Unemployment	Total Rate
1	50	\$23.55	\$11.75	\$10.45	\$0.00	\$45.75
2	60	\$28.25	\$11.75	\$11.20	\$0.00	\$51.20
3	70	\$32.96	\$11.75	\$11.95	\$0.00	\$56.66
4	80	\$37.67	\$11.75	\$12.70	\$0.00	\$62.12

Notes:

Steps are 1 year

Apprentice to Journeyworker Ratio:1:4

IRONWORKER/WELDER IRONWORKERS LOCAL 7 (BOSTON AREA)	03/16/2017	\$44.65	\$7.80	\$20.85	\$0.00	\$73.30
--	------------	---------	--------	---------	--------	---------

Classification

Effective Date Base Wage Health Pension Supplemental Unemployment Total Rate

Apprentice - IRONWORKER - Local 7 Boston

Effective Date - 03/16/2017

Step	percent	Apprentice Base Wage	Health	Pension	Supplemental Unemployment	Total Rate
1	60	\$26.79	\$7.80	\$20.85	\$0.00	\$55.44
2	70	\$31.26	\$7.80	\$20.85	\$0.00	\$59.91
3	75	\$33.49	\$7.80	\$20.85	\$0.00	\$62.14
4	80	\$35.72	\$7.80	\$20.85	\$0.00	\$64.37
5	85	\$37.95	\$7.80	\$20.85	\$0.00	\$66.60
6	90	\$40.19	\$7.80	\$20.85	\$0.00	\$68.84

Notes:

** Structural 1:6; Ornamental 1:4

Apprentice to Journeyworker Ratio:**

JACKHAMMER & PAVING BREAKER OPERATOR LABORERS - ZONE 1	06/01/2017	\$37.10	\$7.60	\$14.65	\$0.00	\$59.35
	12/01/2017	\$37.95	\$7.60	\$14.65	\$0.00	\$60.20
	06/01/2018	\$38.90	\$7.60	\$14.65	\$0.00	\$61.15
	12/01/2018	\$39.85	\$7.60	\$14.65	\$0.00	\$62.10
	06/01/2019	\$40.85	\$7.60	\$14.65	\$0.00	\$63.10
	12/01/2019	\$41.85	\$7.60	\$14.65	\$0.00	\$64.10

For apprentice rates see "Apprentice- LABORER"

LABORER LABORERS - ZONE 1	06/01/2017	\$36.85	\$7.60	\$14.65	\$0.00	\$59.10
	12/01/2017	\$37.70	\$7.60	\$14.65	\$0.00	\$59.95
	06/01/2018	\$38.65	\$7.60	\$14.65	\$0.00	\$60.90
	12/01/2018	\$39.60	\$7.60	\$14.65	\$0.00	\$61.85
	06/01/2019	\$40.60	\$7.60	\$14.65	\$0.00	\$62.85
	12/01/2019	\$41.60	\$7.60	\$14.65	\$0.00	\$63.85

Classification

Effective Date Base Wage Health Pension Supplemental Unemployment Total Rate

Apprentice - LABORER - Zone 1

Effective Date - 06/01/2017

Step	percent	Apprentice Base Wage	Health	Pension	Supplemental Unemployment	Total Rate
1	60	\$22.11	\$7.60	\$14.65	\$0.00	\$44.36
2	70	\$25.80	\$7.60	\$14.65	\$0.00	\$48.05
3	80	\$29.48	\$7.60	\$14.65	\$0.00	\$51.73
4	90	\$33.17	\$7.60	\$14.65	\$0.00	\$55.42

Effective Date - 12/01/2017

Step	percent	Apprentice Base Wage	Health	Pension	Supplemental Unemployment	Total Rate
1	60	\$22.62	\$7.60	\$14.65	\$0.00	\$44.87
2	70	\$26.39	\$7.60	\$14.65	\$0.00	\$48.64
3	80	\$30.16	\$7.60	\$14.65	\$0.00	\$52.41
4	90	\$33.93	\$7.60	\$14.65	\$0.00	\$56.18

Notes:

Apprentice to Journeyworker Ratio:1:5

LABORER: CARPENTER TENDER <i>LABORERS - ZONE 1</i>	06/01/2017	\$36.85	\$7.60	\$14.65	\$0.00	\$59.10
	12/01/2017	\$37.70	\$7.60	\$14.65	\$0.00	\$59.95
	06/01/2018	\$38.65	\$7.60	\$14.65	\$0.00	\$60.90
	12/01/2018	\$39.60	\$7.60	\$14.65	\$0.00	\$61.85
	06/01/2019	\$40.60	\$7.60	\$14.65	\$0.00	\$62.85
	12/01/2019	\$41.60	\$7.60	\$14.65	\$0.00	\$63.85

For apprentice rates see "Apprentice- LABORER"

LABORER: CEMENT FINISHER TENDER <i>LABORERS - ZONE 1</i>	06/01/2017	\$36.85	\$7.60	\$14.65	\$0.00	\$59.10
	12/01/2017	\$37.70	\$7.60	\$14.65	\$0.00	\$59.95
	06/01/2018	\$38.65	\$7.60	\$14.65	\$0.00	\$60.90
	12/01/2018	\$39.60	\$7.60	\$14.65	\$0.00	\$61.85
	06/01/2019	\$40.60	\$7.60	\$14.65	\$0.00	\$62.85
	12/01/2019	\$41.60	\$7.60	\$14.65	\$0.00	\$63.85

For apprentice rates see "Apprentice- LABORER"

LABORER: HAZARDOUS WASTE/ASBESTOS REMOVER <i>LABORERS - ZONE 1</i>	06/01/2017	\$37.00	\$7.60	\$14.65	\$0.00	\$59.25
	12/01/2017	\$37.85	\$7.60	\$14.65	\$0.00	\$60.10
	06/01/2018	\$38.80	\$7.60	\$14.65	\$0.00	\$61.05
	12/01/2018	\$39.75	\$7.60	\$14.65	\$0.00	\$62.00
	06/01/2019	\$40.75	\$7.60	\$14.65	\$0.00	\$63.00
	12/01/2019	\$41.75	\$7.60	\$14.65	\$0.00	\$64.00

For apprentice rates see "Apprentice- LABORER"

Classification	Effective Date	Base Wage	Health	Pension	Supplemental Unemployment	Total Rate
LABORER: MASON TENDER <i>LABORERS - ZONE 1</i>	06/01/2017	\$37.10	\$7.60	\$14.65	\$0.00	\$59.35
	12/01/2017	\$37.95	\$7.60	\$14.65	\$0.00	\$60.20
	06/01/2018	\$38.90	\$7.60	\$14.65	\$0.00	\$61.15
	12/01/2018	\$39.85	\$7.60	\$14.65	\$0.00	\$62.10
	06/01/2019	\$40.85	\$7.60	\$14.65	\$0.00	\$63.10
	12/01/2019	\$41.85	\$7.60	\$14.65	\$0.00	\$64.10
For apprentice rates see "Apprentice- LABORER"						
LABORER: MULTI-TRADE TENDER <i>LABORERS - ZONE 1</i>	06/01/2017	\$36.85	\$7.60	\$14.65	\$0.00	\$59.10
	12/01/2017	\$37.70	\$7.60	\$14.65	\$0.00	\$59.95
	06/01/2018	\$38.65	\$7.60	\$14.65	\$0.00	\$60.90
	12/01/2018	\$39.60	\$7.60	\$14.65	\$0.00	\$61.85
	06/01/2019	\$40.60	\$7.60	\$14.65	\$0.00	\$62.85
	12/01/2019	\$41.60	\$7.60	\$14.65	\$0.00	\$63.85
For apprentice rates see "Apprentice- LABORER"						
LABORER: TREE REMOVER <i>LABORERS - ZONE 1</i>	06/01/2017	\$36.85	\$7.60	\$14.65	\$0.00	\$59.10
	12/01/2017	\$37.70	\$7.60	\$14.65	\$0.00	\$59.95
	06/01/2018	\$38.65	\$7.60	\$14.65	\$0.00	\$60.90
	12/01/2018	\$39.60	\$7.60	\$14.65	\$0.00	\$61.85
	06/01/2019	\$40.60	\$7.60	\$14.65	\$0.00	\$62.85
	12/01/2019	\$41.60	\$7.60	\$14.65	\$0.00	\$63.85
This classification applies to all tree work associated with the removal of standing trees, and trimming and removal of branches and limbs when the work is not done for a utility company for the purpose of operation, maintenance or repair of utility company equipment. For apprentice rates see "Apprentice- LABORER"						
LASER BEAM OPERATOR <i>LABORERS - ZONE 1</i>	06/01/2017	\$37.10	\$7.60	\$14.65	\$0.00	\$59.35
	12/01/2017	\$37.95	\$7.60	\$14.65	\$0.00	\$60.20
	06/01/2018	\$38.90	\$7.60	\$14.65	\$0.00	\$61.15
	12/01/2018	\$39.85	\$7.60	\$14.65	\$0.00	\$62.10
	06/01/2019	\$40.85	\$7.60	\$14.65	\$0.00	\$63.10
	12/01/2019	\$41.85	\$7.60	\$14.65	\$0.00	\$64.10
For apprentice rates see "Apprentice- LABORER"						
MARBLE & TILE FINISHERS <i>BRICKLAYERS LOCAL 3 - MARBLE & TILE</i>	02/01/2017	\$38.78	\$10.75	\$17.67	\$0.00	\$67.20

Apprentice - MARBLE & TILE FINISHER - Local 3 Marble & Tile

Effective Date - 02/01/2017

Step	percent	Apprentice Base Wage	Health	Pension	Supplemental Unemployment	Total Rate
1	50	\$19.39	\$10.75	\$17.67	\$0.00	\$47.81
2	60	\$23.27	\$10.75	\$17.67	\$0.00	\$51.69
3	70	\$27.15	\$10.75	\$17.67	\$0.00	\$55.57
4	80	\$31.02	\$10.75	\$17.67	\$0.00	\$59.44
5	90	\$34.90	\$10.75	\$17.67	\$0.00	\$63.32

Notes:

Apprentice to Journeyworker Ratio:1:3

MARBLE MASONS, TILELAYERS & TERRAZZO MECH <i>BRICKLAYERS LOCAL 3 - MARBLE & TILE</i>	02/01/2017	\$50.80	\$10.75	\$19.22	\$0.00	\$80.77
---	------------	---------	---------	---------	--------	---------

Classification

Effective Date Base Wage Health Pension Supplemental Unemployment Total Rate

Apprentice - MARBLE-TILE-TERRAZZO MECHANIC - Local 3 Marble & Tile

Effective Date - 02/01/2017

Step	percent	Apprentice Base Wage	Health	Pension	Supplemental Unemployment	Total Rate
1	50	\$25.40	\$10.75	\$19.22	\$0.00	\$55.37
2	60	\$30.48	\$10.75	\$19.22	\$0.00	\$60.45
3	70	\$35.56	\$10.75	\$19.22	\$0.00	\$65.53
4	80	\$40.64	\$10.75	\$19.22	\$0.00	\$70.61
5	90	\$45.72	\$10.75	\$19.22	\$0.00	\$75.69

Notes:

Apprentice to Journeyworker Ratio:1:5

MECH. SWEEPER OPERATOR (ON CONST. SITES) <i>OPERATING ENGINEERS LOCAL 4</i>	06/01/2017	\$45.93	\$10.00	\$15.25	\$0.00	\$71.18
	12/01/2017	\$46.92	\$10.00	\$15.25	\$0.00	\$72.17

For apprentice rates see "Apprentice- OPERATING ENGINEERS"

MECHANICS MAINTENANCE <i>OPERATING ENGINEERS LOCAL 4</i>	06/01/2017	\$45.93	\$10.00	\$15.25	\$0.00	\$71.18
	12/01/2017	\$46.92	\$10.00	\$15.25	\$0.00	\$72.17

For apprentice rates see "Apprentice- OPERATING ENGINEERS"

MILLWRIGHT (Zone 1) <i>MILLWRIGHTS LOCAL 1121 - Zone 1</i>	04/01/2017	\$38.62	\$9.90	\$18.50	\$0.00	\$67.02
	10/01/2017	\$39.52	\$9.90	\$18.50	\$0.00	\$67.92
	04/01/2018	\$40.42	\$9.90	\$18.50	\$0.00	\$68.82
	10/01/2018	\$41.32	\$9.90	\$18.50	\$0.00	\$69.72
	04/01/2019	\$42.22	\$9.90	\$18.50	\$0.00	\$70.62

Apprentice - MILLWRIGHT - Local 1121 Zone 1

Effective Date - 04/01/2017

Step	percent	Apprentice Base Wage	Health	Pension	Supplemental Unemployment	Total Rate
1	55	\$21.24	\$9.90	\$5.31	\$0.00	\$36.45
2	65	\$25.10	\$9.90	\$15.13	\$0.00	\$50.13
3	75	\$28.97	\$9.90	\$16.10	\$0.00	\$54.97
4	85	\$32.83	\$9.90	\$17.06	\$0.00	\$59.79

Effective Date - 10/01/2017

Step	percent	Apprentice Base Wage	Health	Pension	Supplemental Unemployment	Total Rate
1	55	\$21.74	\$9.90	\$5.31	\$0.00	\$36.95
2	65	\$25.69	\$9.90	\$15.13	\$0.00	\$50.72
3	75	\$29.64	\$9.90	\$16.10	\$0.00	\$55.64
4	85	\$33.59	\$9.90	\$17.06	\$0.00	\$60.55

Notes:
Steps are 2,000 hours

Apprentice to Journeyworker Ratio:1:5

Classification	Effective Date	Base Wage	Health	Pension	Supplemental Unemployment	Total Rate
MORTAR MIXER <i>LABORERS - ZONE 1</i>	06/01/2017	\$37.10	\$7.60	\$14.65	\$0.00	\$59.35
	12/01/2017	\$37.95	\$7.60	\$14.65	\$0.00	\$60.20
	06/01/2018	\$38.90	\$7.60	\$14.65	\$0.00	\$61.15
	12/01/2018	\$39.85	\$7.60	\$14.65	\$0.00	\$62.10
	06/01/2019	\$40.85	\$7.60	\$14.65	\$0.00	\$63.10
	12/01/2019	\$41.85	\$7.60	\$14.65	\$0.00	\$64.10
For apprentice rates see "Apprentice- LABORER"						
OILER (OTHER THAN TRUCK CRANES,GRADALLS) <i>OPERATING ENGINEERS LOCAL 4</i>	06/01/2017	\$23.47	\$10.00	\$15.25	\$0.00	\$48.72
	12/01/2017	\$23.99	\$10.00	\$15.25	\$0.00	\$49.24
For apprentice rates see "Apprentice- OPERATING ENGINEERS"						
OILER (TRUCK CRANES, GRADALLS) <i>OPERATING ENGINEERS LOCAL 4</i>	06/01/2017	\$27.54	\$10.00	\$15.25	\$0.00	\$52.79
	12/01/2017	\$28.15	\$10.00	\$15.25	\$0.00	\$53.40
For apprentice rates see "Apprentice- OPERATING ENGINEERS"						
OTHER POWER DRIVEN EQUIPMENT - CLASS II <i>OPERATING ENGINEERS LOCAL 4</i>	06/01/2017	\$45.93	\$10.00	\$15.25	\$0.00	\$71.18
	12/01/2017	\$46.92	\$10.00	\$15.25	\$0.00	\$72.17
For apprentice rates see "Apprentice- OPERATING ENGINEERS"						
PAINTER (BRIDGES/TANKS) <i>PAINTERS LOCAL 35 - ZONE 2</i>	01/01/2017	\$51.41	\$7.85	\$16.10	\$0.00	\$75.36

Apprentice - PAINTER Local 35 - BRIDGES/TANKS

Effective Date - 01/01/2017

Step	percent	Apprentice Base Wage	Health	Pension	Supplemental Unemployment	Total Rate
1	50	\$25.71	\$7.85	\$0.00	\$0.00	\$33.56
2	55	\$28.28	\$7.85	\$3.66	\$0.00	\$39.79
3	60	\$30.85	\$7.85	\$3.99	\$0.00	\$42.69
4	65	\$33.42	\$7.85	\$4.32	\$0.00	\$45.59
5	70	\$35.99	\$7.85	\$14.11	\$0.00	\$57.95
6	75	\$38.56	\$7.85	\$14.44	\$0.00	\$60.85
7	80	\$41.13	\$7.85	\$14.77	\$0.00	\$63.75
8	90	\$46.27	\$7.85	\$15.44	\$0.00	\$69.56

Notes:
Steps are 750 hrs.

Apprentice to Journeyworker Ratio:1:1

PAINTER (SPRAY OR SANDBLAST, NEW) *	01/01/2017	\$42.31	\$7.85	\$16.10	\$0.00	\$66.26
-------------------------------------	------------	---------	--------	---------	--------	---------

* If 30% or more of surfaces to be painted are new construction, NEW paint rate shall be used. *PAINTERS LOCAL 35 - ZONE 2*

Classification

Effective Date Base Wage Health Pension Supplemental Unemployment Total Rate

Apprentice - PAINTER Local 35 Zone 2 - Spray/Sandblast - New

Effective Date - 01/01/2017

Step	percent	Apprentice Base Wage	Health	Pension	Supplemental Unemployment	Total Rate
1	50	\$21.16	\$7.85	\$0.00	\$0.00	\$29.01
2	55	\$23.27	\$7.85	\$3.66	\$0.00	\$34.78
3	60	\$25.39	\$7.85	\$3.99	\$0.00	\$37.23
4	65	\$27.50	\$7.85	\$4.32	\$0.00	\$39.67
5	70	\$29.62	\$7.85	\$14.11	\$0.00	\$51.58
6	75	\$31.73	\$7.85	\$14.44	\$0.00	\$54.02
7	80	\$33.85	\$7.85	\$14.77	\$0.00	\$56.47
8	90	\$38.08	\$7.85	\$15.44	\$0.00	\$61.37

Notes:

Steps are 750 hrs.

Apprentice to Journeyworker Ratio:1:1

PAINTER (SPRAY OR SANDBLAST, REPAINT) PAINTERS LOCAL 35 - ZONE 2	01/01/2017	\$40.37	\$7.85	\$16.10	\$0.00	\$64.32
---	------------	---------	--------	---------	--------	---------

Apprentice - PAINTER Local 35 Zone 2 - Spray/Sandblast - Repaint

Effective Date - 01/01/2017

Step	percent	Apprentice Base Wage	Health	Pension	Supplemental Unemployment	Total Rate
1	50	\$20.19	\$7.85	\$0.00	\$0.00	\$28.04
2	55	\$22.20	\$7.85	\$3.66	\$0.00	\$33.71
3	60	\$24.22	\$7.85	\$3.99	\$0.00	\$36.06
4	65	\$26.24	\$7.85	\$4.32	\$0.00	\$38.41
5	70	\$28.26	\$7.85	\$14.11	\$0.00	\$50.22
6	75	\$30.28	\$7.85	\$14.44	\$0.00	\$52.57
7	80	\$32.30	\$7.85	\$14.77	\$0.00	\$54.92
8	90	\$36.33	\$7.85	\$15.44	\$0.00	\$59.62

Notes:

Steps are 750 hrs.

Apprentice to Journeyworker Ratio:1:1

PAINTER (TRAFFIC MARKINGS) LABORERS - ZONE 1	06/01/2017	\$36.85	\$7.60	\$14.65	\$0.00	\$59.10
	12/01/2017	\$37.70	\$7.60	\$14.65	\$0.00	\$59.95
	06/01/2018	\$38.65	\$7.60	\$14.65	\$0.00	\$60.90
	12/01/2018	\$39.60	\$7.60	\$14.65	\$0.00	\$61.85
	06/01/2019	\$40.60	\$7.60	\$14.65	\$0.00	\$62.85
	12/01/2019	\$41.60	\$7.60	\$14.65	\$0.00	\$63.85

For Apprentice rates see "Apprentice- LABORER"

PAINTER / TAPER (BRUSH, NEW) *	01/01/2017	\$40.91	\$7.85	\$16.10	\$0.00	\$64.86
--------------------------------	------------	---------	--------	---------	--------	---------

* If 30% or more of surfaces to be painted are new construction, NEW paint rate shall be used. PAINTERS LOCAL 35 - ZONE 2

Classification

Effective Date Base Wage Health Pension Supplemental Unemployment Total Rate

Apprentice - PAINTER - Local 35 Zone 2 - BRUSH NEW

Effective Date - 01/01/2017

Step	percent	Apprentice Base Wage	Health	Pension	Supplemental Unemployment	Total Rate
1	50	\$20.46	\$7.85	\$0.00	\$0.00	\$28.31
2	55	\$22.50	\$7.85	\$3.66	\$0.00	\$34.01
3	60	\$24.55	\$7.85	\$3.99	\$0.00	\$36.39
4	65	\$26.59	\$7.85	\$4.32	\$0.00	\$38.76
5	70	\$28.64	\$7.85	\$14.11	\$0.00	\$50.60
6	75	\$30.68	\$7.85	\$14.44	\$0.00	\$52.97
7	80	\$32.73	\$7.85	\$14.77	\$0.00	\$55.35
8	90	\$36.82	\$7.85	\$15.44	\$0.00	\$60.11

Notes:

Steps are 750 hrs.

Apprentice to Journeyworker Ratio:1:1

PAINTER / TAPER (BRUSH, REPAINT) PAINTERS LOCAL 35 - ZONE 2	01/01/2017	\$38.97	\$7.85	\$16.10	\$0.00	\$62.92
--	------------	---------	--------	---------	--------	---------

Apprentice - PAINTER Local 35 Zone 2 - BRUSH REPAINT

Effective Date - 01/01/2017

Step	percent	Apprentice Base Wage	Health	Pension	Supplemental Unemployment	Total Rate
1	50	\$19.49	\$7.85	\$0.00	\$0.00	\$27.34
2	55	\$21.43	\$7.85	\$3.66	\$0.00	\$32.94
3	60	\$23.38	\$7.85	\$3.99	\$0.00	\$35.22
4	65	\$25.33	\$7.85	\$4.32	\$0.00	\$37.50
5	70	\$27.28	\$7.85	\$14.11	\$0.00	\$49.24
6	75	\$29.23	\$7.85	\$14.44	\$0.00	\$51.52
7	80	\$31.18	\$7.85	\$14.77	\$0.00	\$53.80
8	90	\$35.07	\$7.85	\$15.44	\$0.00	\$58.36

Notes:

Steps are 750 hrs.

Apprentice to Journeyworker Ratio:1:1

PANEL & PICKUP TRUCKS DRIVER TEAMSTERS JOINT COUNCIL NO. 10 ZONE A	12/01/2016	\$33.08	\$10.91	\$10.89	\$0.00	\$54.88
---	------------	---------	---------	---------	--------	---------

PIER AND DOCK CONSTRUCTOR (UNDERPINNING AND DECK) PILE DRIVER LOCAL 56 (ZONE 1)	08/01/2015	\$42.04	\$9.80	\$19.23	\$0.00	\$71.07
--	------------	---------	--------	---------	--------	---------

For apprentice rates see "Apprentice- PILE DRIVER"

PILE DRIVER PILE DRIVER LOCAL 56 (ZONE 1)	08/01/2015	\$42.04	\$9.80	\$19.23	\$0.00	\$71.07
--	------------	---------	--------	---------	--------	---------

Classification

Effective Date Base Wage Health Pension Supplemental Unemployment Total Rate

Apprentice - PILE DRIVER - Local 56 Zone 1

Effective Date - 08/01/2015

Step	percent	Apprentice Base Wage	Health	Pension	Supplemental Unemployment	Total Rate
1	50	\$21.02	\$9.80	\$19.23	\$0.00	\$50.05
2	60	\$25.22	\$9.80	\$19.23	\$0.00	\$54.25
3	70	\$29.43	\$9.80	\$19.23	\$0.00	\$58.46
4	75	\$31.53	\$9.80	\$19.23	\$0.00	\$60.56
5	80	\$33.63	\$9.80	\$19.23	\$0.00	\$62.66
6	80	\$33.63	\$9.80	\$19.23	\$0.00	\$62.66
7	90	\$37.84	\$9.80	\$19.23	\$0.00	\$66.87
8	90	\$37.84	\$9.80	\$19.23	\$0.00	\$66.87

Notes:

Apprentice to Journeyworker Ratio:1:3

PIPEFITTER & STEAMFITTER <i>PIPEFITTERS LOCAL 537</i>	03/01/2017	\$51.19	\$9.70	\$18.14	\$0.00	\$79.03
--	------------	---------	--------	---------	--------	---------

Apprentice - PIPEFITTER - Local 537

Effective Date - 03/01/2017

Step	percent	Apprentice Base Wage	Health	Pension	Supplemental Unemployment	Total Rate
1	40	\$20.48	\$9.70	\$7.50	\$0.00	\$37.68
2	45	\$23.04	\$9.70	\$18.14	\$0.00	\$50.88
3	60	\$30.71	\$9.70	\$18.14	\$0.00	\$58.55
4	70	\$35.83	\$9.70	\$18.14	\$0.00	\$63.67
5	80	\$40.95	\$9.70	\$18.14	\$0.00	\$68.79

Notes:

** 1:3; 3:15; 1:10 thereafter / Steps are 1 yr.
Refrig/AC Mechanic **1:1;1:2;2:4;3:6;4:8;5:10;6:12;7:14;8:17;9:20;10:23(Max)

Apprentice to Journeyworker Ratio:**

PIPELAYER <i>LABORERS - ZONE 1</i>	06/01/2017	\$37.10	\$7.60	\$14.65	\$0.00	\$59.35
	12/01/2017	\$37.95	\$7.60	\$14.65	\$0.00	\$60.20
	06/01/2018	\$38.90	\$7.60	\$14.65	\$0.00	\$61.15
	12/01/2018	\$39.85	\$7.60	\$14.65	\$0.00	\$62.10
	06/01/2019	\$40.85	\$7.60	\$14.65	\$0.00	\$63.10
	12/01/2019	\$41.85	\$7.60	\$14.65	\$0.00	\$64.10

For apprentice rates see "Apprentice- LABORER"

PLUMBERS & GASFITTERS <i>PLUMBERS & GASFITTERS LOCAL 12</i>	03/01/2017	\$52.69	\$11.32	\$15.46	\$0.00	\$79.47
--	------------	---------	---------	---------	--------	---------

Apprentice - PLUMBER/GASFITTER - Local 12

Effective Date - 03/01/2017

Step	percent	Apprentice Base Wage	Health	Pension	Supplemental Unemployment	Total Rate
1	35	\$18.44	\$11.32	\$5.74	\$0.00	\$35.50
2	40	\$21.08	\$11.32	\$6.49	\$0.00	\$38.89
3	55	\$28.98	\$11.32	\$8.73	\$0.00	\$49.03
4	65	\$34.25	\$11.32	\$10.23	\$0.00	\$55.80
5	75	\$39.52	\$11.32	\$11.72	\$0.00	\$62.56

Notes:

** 1:2; 2:6; 3:10; 4:14; 5:19/Steps are 1 yr
Step4 with lic\$58.50 Step5 with lic\$65.36

Apprentice to Journeyworker Ratio:**

PNEUMATIC CONTROLS (TEMP.) PIPEFITTERS LOCAL 537	03/01/2017	\$51.19	\$9.70	\$18.14	\$0.00	\$79.03
---	------------	---------	--------	---------	--------	---------

For apprentice rates see "Apprentice- PIPEFITTER" or "PLUMBER/PIPEFITTER"

PNEUMATIC DRILL/TOOL OPERATOR LABORERS - ZONE 1	06/01/2017	\$37.10	\$7.60	\$14.65	\$0.00	\$59.35
	12/01/2017	\$37.95	\$7.60	\$14.65	\$0.00	\$60.20
	06/01/2018	\$38.90	\$7.60	\$14.65	\$0.00	\$61.15
	12/01/2018	\$39.85	\$7.60	\$14.65	\$0.00	\$62.10
	06/01/2019	\$40.85	\$7.60	\$14.65	\$0.00	\$63.10
	12/01/2019	\$41.85	\$7.60	\$14.65	\$0.00	\$64.10

For apprentice rates see "Apprentice- LABORER"

POWDERMAN & BLASTER LABORERS - ZONE 1	06/01/2017	\$37.85	\$7.60	\$14.65	\$0.00	\$60.10
	12/01/2017	\$38.70	\$7.60	\$14.65	\$0.00	\$60.95
	06/01/2018	\$39.65	\$7.60	\$14.65	\$0.00	\$61.90
	12/01/2018	\$40.60	\$7.60	\$14.65	\$0.00	\$62.85
	06/01/2019	\$41.60	\$7.60	\$14.65	\$0.00	\$63.85
	12/01/2019	\$42.60	\$7.60	\$14.65	\$0.00	\$64.85

For apprentice rates see "Apprentice- LABORER"

POWER SHOVEL/DERRICK/TRENCHING MACHINE OPERATING ENGINEERS LOCAL 4	06/01/2017	\$46.38	\$10.00	\$15.25	\$0.00	\$71.63
	12/01/2017	\$47.38	\$10.00	\$15.25	\$0.00	\$72.63

For apprentice rates see "Apprentice- OPERATING ENGINEERS"

PUMP OPERATOR (CONCRETE) OPERATING ENGINEERS LOCAL 4	06/01/2017	\$46.38	\$10.00	\$15.25	\$0.00	\$71.63
	12/01/2017	\$47.38	\$10.00	\$15.25	\$0.00	\$72.63

For apprentice rates see "Apprentice- OPERATING ENGINEERS"

PUMP OPERATOR (DEWATERING, OTHER) OPERATING ENGINEERS LOCAL 4	06/01/2017	\$31.86	\$10.00	\$15.25	\$0.00	\$57.11
	12/01/2017	\$32.55	\$10.00	\$15.25	\$0.00	\$57.80

For apprentice rates see "Apprentice- OPERATING ENGINEERS"

READY MIX CONCRETE DRIVERS after 4/30/10 (Drivers Hired After 4/30/2010)TEAMSTERS LOCAL 25c	07/01/2017	\$28.18	\$8.48	\$9.72	\$0.00	\$46.38
--	------------	---------	--------	--------	--------	---------

READY-MIX CONCRETE DRIVER TEAMSTERS LOCAL 25c	07/01/2017	\$29.48	\$8.48	\$9.72	\$0.00	\$47.68
--	------------	---------	--------	--------	--------	---------

RECLAIMERS OPERATING ENGINEERS LOCAL 4	06/01/2017	\$45.93	\$10.00	\$15.25	\$0.00	\$71.18
	12/01/2017	\$46.92	\$10.00	\$15.25	\$0.00	\$72.17

For apprentice rates see "Apprentice- OPERATING ENGINEERS"

Classification	Effective Date	Base Wage	Health	Pension	Supplemental Unemployment	Total Rate
RESIDENTIAL WOOD FRAME (All Other Work) <i>CARPENTERS -ZONE 2 (Residential Wood)</i>	06/01/2016	\$25.32	\$9.80	\$16.82	\$0.00	\$51.94
RESIDENTIAL WOOD FRAME CARPENTER **	04/01/2017	\$26.31	\$7.07	\$7.18	\$0.00	\$40.56
** The Residential Wood Frame Carpenter classification applies only to the construction of new, wood frame residences that do not exceed four stories including the basement. <i>CARPENTERS -ZONE 2 (Residential Wood)</i>	10/01/2017	\$26.93	\$7.07	\$7.18	\$0.00	\$41.18
	04/01/2018	\$27.35	\$7.07	\$7.18	\$0.00	\$41.60
	10/01/2018	\$27.77	\$7.07	\$7.18	\$0.00	\$42.02
	04/01/2019	\$28.20	\$7.07	\$7.18	\$0.00	\$42.45
	10/01/2019	\$28.63	\$7.07	\$7.18	\$0.00	\$42.88

As of 9/1/09 Carpentry work on wood-frame residential WEATHERIZATION projects shall be paid the RESIDENTIAL WOOD FRAME CARPENTER rate.

Apprentice - CARPENTER (Residential Wood Frame) - Zone 2

Effective Date - 04/01/2017

Step	percent	Apprentice Base Wage	Health	Pension	Supplemental Unemployment	Total Rate
1	60	\$15.79	\$7.07	\$0.00	\$0.00	\$22.86
2	60	\$15.79	\$7.07	\$0.00	\$0.00	\$22.86
3	65	\$17.10	\$7.07	\$7.18	\$0.00	\$31.35
4	70	\$18.42	\$7.07	\$7.18	\$0.00	\$32.67
5	75	\$19.73	\$7.07	\$7.18	\$0.00	\$33.98
6	80	\$21.05	\$7.07	\$7.18	\$0.00	\$35.30
7	85	\$22.36	\$7.07	\$7.18	\$0.00	\$36.61
8	90	\$23.68	\$7.07	\$7.18	\$0.00	\$37.93

Effective Date - 10/01/2017

Step	percent	Apprentice Base Wage	Health	Pension	Supplemental Unemployment	Total Rate
1	60	\$16.16	\$7.07	\$0.00	\$0.00	\$23.23
2	60	\$16.16	\$7.07	\$0.00	\$0.00	\$23.23
3	65	\$17.50	\$7.07	\$7.18	\$0.00	\$31.75
4	70	\$18.85	\$7.07	\$7.18	\$0.00	\$33.10
5	75	\$20.20	\$7.07	\$7.18	\$0.00	\$34.45
6	80	\$21.54	\$7.07	\$7.18	\$0.00	\$35.79
7	85	\$22.89	\$7.07	\$7.18	\$0.00	\$37.14
8	90	\$24.24	\$7.07	\$7.18	\$0.00	\$38.49

Notes:

Apprentice to Journeyworker Ratio:1:5

RIDE-ON MOTORIZED BUGGY OPERATOR <i>LABORERS - ZONE 1</i>	06/01/2017	\$37.10	\$7.60	\$14.65	\$0.00	\$59.35
	12/01/2017	\$37.95	\$7.60	\$14.65	\$0.00	\$60.20
	06/01/2018	\$38.90	\$7.60	\$14.65	\$0.00	\$61.15
	12/01/2018	\$39.85	\$7.60	\$14.65	\$0.00	\$62.10
	06/01/2019	\$40.85	\$7.60	\$14.65	\$0.00	\$63.10
	12/01/2019	\$41.85	\$7.60	\$14.65	\$0.00	\$64.10

For apprentice rates see "Apprentice- LABORER"

ROLLER/SPREADER/MULCHING MACHINE <i>OPERATING ENGINEERS LOCAL 4</i>	06/01/2017	\$45.93	\$10.00	\$15.25	\$0.00	\$71.18
	12/01/2017	\$46.92	\$10.00	\$15.25	\$0.00	\$72.17

Classification	Effective Date	Base Wage	Health	Pension	Supplemental Unemployment	Total Rate
For apprentice rates see "Apprentice- OPERATING ENGINEERS"						
ROOFER (Inc.Roofing Waterproofing &Roofing Damproofing) ROOFERS LOCAL 33	08/01/2017	\$41.36	\$11.20	\$14.80	\$0.00	\$67.36
	02/01/2018	\$42.51	\$11.20	\$14.80	\$0.00	\$68.51
	08/01/2018	\$43.61	\$11.20	\$14.80	\$0.00	\$69.61
	02/01/2019	\$44.76	\$11.20	\$14.80	\$0.00	\$70.76

Apprentice - ROOFER - Local 33

Effective Date - 08/01/2017

Step	percent	Apprentice Base Wage	Health	Pension	Supplemental Unemployment	Total Rate
1	50	\$20.68	\$11.20	\$3.44	\$0.00	\$35.32
2	60	\$24.82	\$11.20	\$14.80	\$0.00	\$50.82
3	65	\$26.88	\$11.20	\$14.80	\$0.00	\$52.88
4	75	\$31.02	\$11.20	\$14.80	\$0.00	\$57.02
5	85	\$35.16	\$11.20	\$14.80	\$0.00	\$61.16

Effective Date - 02/01/2018

Step	percent	Apprentice Base Wage	Health	Pension	Supplemental Unemployment	Total Rate
1	50	\$21.26	\$11.20	\$3.44	\$0.00	\$35.90
2	60	\$25.51	\$11.20	\$14.80	\$0.00	\$51.51
3	65	\$27.63	\$11.20	\$14.80	\$0.00	\$53.63
4	75	\$31.88	\$11.20	\$14.80	\$0.00	\$57.88
5	85	\$36.13	\$11.20	\$14.80	\$0.00	\$62.13

Notes: ** 1:5, 2:6-10, the 1:10; Reroofing: 1:4, then 1:1
 Step 1 is 2000 hrs.; Steps 2-5 are 1000 hrs.
 (Hot Pitch Mechanics' receive \$1.00 hr. above ROOFER)

Apprentice to Journeyworker Ratio:**

ROOFER SLATE / TILE / PRECAST CONCRETE ROOFERS LOCAL 33	08/01/2017	\$41.61	\$11.20	\$14.80	\$0.00	\$67.61
	02/01/2018	\$42.76	\$11.20	\$14.80	\$0.00	\$68.76
	08/01/2018	\$43.86	\$11.20	\$14.80	\$0.00	\$69.86
	02/01/2019	\$45.01	\$11.20	\$14.80	\$0.00	\$71.01

For apprentice rates see "Apprentice- ROOFER"

SHEETMETAL WORKER SHEETMETAL WORKERS LOCAL 17 - A	08/01/2017	\$43.83	\$11.45	\$24.03	\$2.38	\$81.69
	02/01/2018	\$44.98	\$11.45	\$24.03	\$2.38	\$82.84

Classification

Effective Date Base Wage Health Pension Supplemental Unemployment Total Rate

Apprentice - SHEET METAL WORKER - Local 17-A

Effective Date - 08/01/2017

Step	percent	Apprentice Base Wage	Health	Pension	Supplemental Unemployment	Total Rate
1	40	\$17.53	\$11.45	\$5.61	\$0.00	\$34.59
2	40	\$17.53	\$11.45	\$5.61	\$0.00	\$34.59
3	45	\$19.72	\$11.45	\$10.76	\$1.26	\$43.19
4	45	\$19.72	\$11.45	\$10.76	\$1.26	\$43.19
5	50	\$21.92	\$11.45	\$11.71	\$1.35	\$46.43
6	50	\$21.92	\$11.45	\$11.96	\$1.36	\$46.69
7	60	\$26.30	\$11.45	\$13.61	\$1.54	\$52.90
8	65	\$28.49	\$11.45	\$14.56	\$1.64	\$56.14
9	75	\$32.87	\$11.45	\$16.47	\$1.82	\$62.61
10	85	\$37.26	\$11.45	\$17.87	\$2.00	\$68.58

Effective Date - 02/01/2018

Step	percent	Apprentice Base Wage	Health	Pension	Supplemental Unemployment	Total Rate
1	40	\$17.99	\$11.45	\$5.24	\$0.00	\$34.68
2	40	\$17.99	\$11.45	\$5.24	\$0.00	\$34.68
3	45	\$20.24	\$11.45	\$10.31	\$1.27	\$43.27
4	45	\$20.24	\$11.45	\$10.31	\$1.27	\$43.27
5	50	\$22.49	\$11.45	\$11.21	\$1.37	\$46.52
6	50	\$22.49	\$11.45	\$11.46	\$1.38	\$46.78
7	60	\$26.99	\$11.45	\$13.02	\$1.56	\$53.02
8	65	\$29.24	\$11.45	\$13.93	\$1.67	\$56.29
9	75	\$33.74	\$11.45	\$15.74	\$1.85	\$62.78
10	85	\$38.23	\$11.45	\$17.05	\$2.03	\$68.76

Notes:
Steps are 6 mos.

Apprentice to Journeyworker Ratio:1:4

SIGN ERECTOR PAINTERS LOCAL 35 - ZONE 2	06/01/2013	\$25.81	\$7.07	\$7.05	\$0.00	\$39.93
--	------------	---------	--------	--------	--------	---------

Classification

Effective Date Base Wage Health Pension Supplemental Unemployment Total Rate

Apprentice - SIGN ERECTOR - Local 35 Zone 2

Effective Date - 06/01/2013

Step	percent	Apprentice Base Wage	Health	Pension	Supplemental Unemployment	Total Rate
1	50	\$12.91	\$7.07	\$0.00	\$0.00	\$19.98
2	55	\$14.20	\$7.07	\$2.45	\$0.00	\$23.72
3	60	\$15.49	\$7.07	\$2.45	\$0.00	\$25.01
4	65	\$16.78	\$7.07	\$2.45	\$0.00	\$26.30
5	70	\$18.07	\$7.07	\$7.05	\$0.00	\$32.19
6	75	\$19.36	\$7.07	\$7.05	\$0.00	\$33.48
7	80	\$20.65	\$7.07	\$7.05	\$0.00	\$34.77
8	85	\$21.94	\$7.07	\$7.05	\$0.00	\$36.06
9	90	\$23.23	\$7.07	\$7.05	\$0.00	\$37.35

Notes:
Steps are 4 mos.

Apprentice to Journeyworker Ratio:1:1

SPECIALIZED EARTH MOVING EQUIP < 35 TONS <i>TEAMSTERS JOINT COUNCIL NO. 10 ZONE A</i>	12/01/2016	\$33.54	\$10.91	\$10.89	\$0.00	\$55.34
SPECIALIZED EARTH MOVING EQUIP > 35 TONS <i>TEAMSTERS JOINT COUNCIL NO. 10 ZONE A</i>	12/01/2016	\$33.83	\$10.91	\$10.89	\$0.00	\$55.63
SPRINKLER FITTER <i>SPRINKLER FITTERS LOCAL 550 - (Section A) Zone 1</i>	03/01/2017	\$56.08	\$8.77	\$17.20	\$0.00	\$82.05

Apprentice - SPRINKLER FITTER - Local 550 (Section A) Zone 1

Effective Date - 03/01/2017

Step	percent	Apprentice Base Wage	Health	Pension	Supplemental Unemployment	Total Rate
1	35	\$19.63	\$8.52	\$8.70	\$0.00	\$36.85
2	40	\$22.43	\$8.52	\$8.70	\$0.00	\$39.65
3	45	\$25.24	\$8.52	\$8.70	\$0.00	\$42.46
4	50	\$28.04	\$8.52	\$8.70	\$0.00	\$45.26
5	55	\$30.84	\$8.52	\$8.70	\$0.00	\$48.06
6	60	\$33.65	\$8.52	\$10.20	\$0.00	\$52.37
7	65	\$36.45	\$8.52	\$10.20	\$0.00	\$55.17
8	70	\$39.26	\$8.52	\$10.20	\$0.00	\$57.98
9	75	\$42.06	\$8.52	\$10.20	\$0.00	\$60.78
10	80	\$44.86	\$8.52	\$10.20	\$0.00	\$63.58

Notes: Apprentice entered prior 9/30/10:
40/45/50/55/60/65/70/75/80/85
Steps are 850 hours

Apprentice to Journeyworker Ratio:1:3

STEAM BOILER OPERATOR <i>OPERATING ENGINEERS LOCAL 4</i>	06/01/2017	\$45.93	\$10.00	\$15.25	\$0.00	\$71.18
	12/01/2017	\$46.92	\$10.00	\$15.25	\$0.00	\$72.17

For apprentice rates see "Apprentice- OPERATING ENGINEERS"

Classification	Effective Date	Base Wage	Health	Pension	Supplemental Unemployment	Total Rate
TAMPERS, SELF-PROPELLED OR TRACTOR DRAWN OPERATING ENGINEERS LOCAL 4	06/01/2017	\$45.93	\$10.00	\$15.25	\$0.00	\$71.18
	12/01/2017	\$46.92	\$10.00	\$15.25	\$0.00	\$72.17
For apprentice rates see "Apprentice- OPERATING ENGINEERS"						
TELECOMMUNICATION TECHNICIAN ELECTRICIANS LOCAL 103	03/01/2017	\$36.25	\$13.00	\$15.60	\$0.00	\$64.85
	09/01/2017	\$36.96	\$13.00	\$15.62	\$0.00	\$65.58
	03/01/2018	\$37.61	\$13.00	\$15.93	\$0.00	\$66.54
	09/01/2018	\$38.51	\$13.00	\$15.96	\$0.00	\$67.47
	03/01/2019	\$39.40	\$13.00	\$15.98	\$0.00	\$68.38

Apprentice - TELECOMMUNICATION TECHNICIAN - Local 103

Effective Date - 03/01/2017

Step	percent	Apprentice Base Wage	Health	Pension	Supplemental Unemployment	Total Rate
1	40	\$14.50	\$13.00	\$0.44	\$0.00	\$27.94
2	40	\$14.50	\$13.00	\$0.44	\$0.00	\$27.94
3	45	\$16.31	\$13.00	\$12.54	\$0.00	\$41.85
4	45	\$16.31	\$13.00	\$12.54	\$0.00	\$41.85
5	50	\$18.13	\$13.00	\$12.81	\$0.00	\$43.94
6	55	\$19.94	\$13.00	\$13.09	\$0.00	\$46.03
7	60	\$21.75	\$13.00	\$13.37	\$0.00	\$48.12
8	65	\$23.56	\$13.00	\$13.65	\$0.00	\$50.21
9	70	\$25.38	\$13.00	\$13.93	\$0.00	\$52.31
10	75	\$27.19	\$13.00	\$14.21	\$0.00	\$54.40

Effective Date - 09/01/2017

Step	percent	Apprentice Base Wage	Health	Pension	Supplemental Unemployment	Total Rate
1	40	\$14.78	\$13.00	\$0.44	\$0.00	\$28.22
2	40	\$14.78	\$13.00	\$0.44	\$0.00	\$28.22
3	45	\$16.63	\$13.00	\$12.55	\$0.00	\$42.18
4	45	\$16.63	\$13.00	\$12.55	\$0.00	\$42.18
5	50	\$18.48	\$13.00	\$12.82	\$0.00	\$44.30
6	55	\$20.33	\$13.00	\$13.10	\$0.00	\$46.43
7	60	\$22.18	\$13.00	\$13.39	\$0.00	\$48.57
8	65	\$24.02	\$13.00	\$13.66	\$0.00	\$50.68
9	70	\$25.87	\$13.00	\$13.95	\$0.00	\$52.82
10	75	\$27.72	\$13.00	\$14.22	\$0.00	\$54.94

Notes:

Apprentice to Journeyworker Ratio:1:1

TERRAZZO FINISHERS BRICKLAYERS LOCAL 3 - MARBLE & TILE	02/01/2017	\$49.70	\$10.75	\$19.22	\$0.00	\$79.67
---	------------	---------	---------	---------	--------	---------

Apprentice - TERRAZZO FINISHER - Local 3 Marble & Tile

Effective Date - 02/01/2017

Step	percent	Apprentice Base Wage	Health	Pension	Supplemental Unemployment	Total Rate
1	50	\$24.85	\$10.75	\$19.22	\$0.00	\$54.82
2	60	\$29.82	\$10.75	\$19.22	\$0.00	\$59.79
3	70	\$34.79	\$10.75	\$19.22	\$0.00	\$64.76
4	80	\$39.76	\$10.75	\$19.22	\$0.00	\$69.73
5	90	\$44.73	\$10.75	\$19.22	\$0.00	\$74.70

Notes:

Apprentice to Journeyworker Ratio:1:3

TEST BORING DRILLER <i>LABORERS - FOUNDATION AND MARINE</i>	12/01/2016	\$37.70	\$7.60	\$14.35	\$0.00	\$59.65
--	------------	---------	--------	---------	--------	---------

For apprentice rates see "Apprentice- LABORER"

TEST BORING DRILLER HELPER <i>LABORERS - FOUNDATION AND MARINE</i>	12/01/2016	\$36.42	\$7.60	\$14.35	\$0.00	\$58.37
---	------------	---------	--------	---------	--------	---------

For apprentice rates see "Apprentice- LABORER"

TEST BORING LABORER <i>LABORERS - FOUNDATION AND MARINE</i>	12/01/2016	\$36.30	\$7.60	\$14.35	\$0.00	\$58.25
--	------------	---------	--------	---------	--------	---------

For apprentice rates see "Apprentice- LABORER"

TRACTORS/PORTABLE STEAM GENERATORS <i>OPERATING ENGINEERS LOCAL 4</i>	06/01/2017	\$45.93	\$10.00	\$15.25	\$0.00	\$71.18
	12/01/2017	\$46.92	\$10.00	\$15.25	\$0.00	\$72.17

For apprentice rates see "Apprentice- OPERATING ENGINEERS"

TRAILERS FOR EARTH MOVING EQUIPMENT <i>TEAMSTERS JOINT COUNCIL NO. 10 ZONE A</i>	12/01/2016	\$34.12	\$10.91	\$10.89	\$0.00	\$55.92
---	------------	---------	---------	---------	--------	---------

TUNNEL WORK - COMPRESSED AIR <i>LABORERS (COMPRESSED AIR)</i>	12/01/2016	\$48.58	\$7.60	\$14.75	\$0.00	\$70.93
--	------------	---------	--------	---------	--------	---------

For apprentice rates see "Apprentice- LABORER"

TUNNEL WORK - COMPRESSED AIR (HAZ. WASTE) <i>LABORERS (COMPRESSED AIR)</i>	12/01/2016	\$50.58	\$7.60	\$14.75	\$0.00	\$72.93
---	------------	---------	--------	---------	--------	---------

For apprentice rates see "Apprentice- LABORER"

TUNNEL WORK - FREE AIR <i>LABORERS (FREE AIR TUNNEL)</i>	12/01/2016	\$40.65	\$7.60	\$14.75	\$0.00	\$63.00
---	------------	---------	--------	---------	--------	---------

For apprentice rates see "Apprentice- LABORER"

TUNNEL WORK - FREE AIR (HAZ. WASTE) <i>LABORERS (FREE AIR TUNNEL)</i>	12/01/2016	\$42.65	\$7.60	\$14.75	\$0.00	\$65.00
--	------------	---------	--------	---------	--------	---------

For apprentice rates see "Apprentice- LABORER"

VAC-HAUL <i>TEAMSTERS JOINT COUNCIL NO. 10 ZONE A</i>	12/01/2016	\$33.54	\$10.91	\$10.89	\$0.00	\$55.34
--	------------	---------	---------	---------	--------	---------

WAGON DRILL OPERATOR <i>LABORERS - ZONE 1</i>	06/01/2017	\$37.60	\$7.60	\$14.15	\$0.00	\$59.35
	12/01/2017	\$38.45	\$7.60	\$14.15	\$0.00	\$60.20
	06/01/2018	\$39.40	\$7.60	\$14.15	\$0.00	\$61.15
	12/01/2018	\$40.35	\$7.60	\$14.15	\$0.00	\$62.10
	06/01/2019	\$41.35	\$7.60	\$14.15	\$0.00	\$63.10
	12/01/2019	\$42.35	\$7.60	\$14.15	\$0.00	\$64.10

For apprentice rates see "Apprentice- LABORER"

Classification	Effective Date	Base Wage	Health	Pension	Supplemental Unemployment	Total Rate
WASTE WATER PUMP OPERATOR <i>OPERATING ENGINEERS LOCAL 4</i>	06/01/2017	\$46.38	\$10.00	\$15.25	\$0.00	\$71.63
	12/01/2017	\$47.38	\$10.00	\$15.25	\$0.00	\$72.63
For apprentice rates see "Apprentice- OPERATING ENGINEERS"						
WATER METER INSTALLER <i>PLUMBERS & GASFITTERS LOCAL 12</i>	03/01/2017	\$52.69	\$11.32	\$15.46	\$0.00	\$79.47
For apprentice rates see "Apprentice- PLUMBER/PIPEFITTER" or "PLUMBER/GASFITTER"						

Additional Apprentice Information:

Minimum wage rates for apprentices employed on public works projects are listed above as a percentage of the pre-determined hourly wage rate established by the Commissioner under the provisions of the M.G.L. c. 149, ss. 26-27D. Apprentice ratios are established by the Division of Apprenticeship Training pursuant to M.G.L. c. 23, ss. 11E-11L.

All apprentices must be registered with the Division of Apprenticeship Training in accordance with M.G.L. c. 23, ss. 11E-11L.

All steps are six months (1000 hours.)

Ratios are expressed in allowable number of apprentices to journeymen or fraction thereof, unless otherwise specified.

** Multiple ratios are listed in the comment field.

*** APP to JM; 1:1, 2:2, 2:3, 3:4, 4:4, 4:5, 4:6, 5:7, 6:7, 6:8, 6:9, 7:10, 8:10, 8:11, 8:12, 9:13, 10:13, 10:14, etc.

**** APP to JM; 1:1, 1:2, 2:3, 2:4, 3:5, 4:6, 4:7, 5:8, 6:9, 6:10, 7:11, 8:12, 8:13, 9:14, 10:15, 10:16, etc.