



TOWN OF ARLINGTON

CAPITAL PLANNING COMMITTEE

Report to Town Meeting

April 2018

CAPITAL PLANNING COMMITTEE REPORT

TABLE OF CONTENTS

The Capital Planning Process	1
Scope of this Report.....	1
Capital Budget Items versus Operating Budget Items	1
Sources of Funding: Bonds, Cash, and Other.....	2
Vote by the Town Meeting Under Article 30.....	4
An Overview of the Impact of Capital Spending	6
Community Preservation Act.....	9
The Gibbs Project	9
Hardy School Extension	9
Arlington High School	9
DPW Campus Renovation	10
Senior Center/Central School Renovation.....	10
Arlington’s Cultural Legacy.....	10
Reconstruction and Renovation of Town-owned Buildings	11
Comprehensive Master Plan.....	11
Implementing Previous Capital Plans	11
Academic IT Requirements	12
Looking Ahead.....	12
Program Spending Summary	13

Tables

Table 1 Comparison to Prior Year Expenditure	3
Table 2 Summary of Article 30.....	4
Table 3 Components of the Total Expenditure	5
Table 4 Capital Planning and 5% Limit.....	6
Table 5 Analysis of Spending By Program	13
Table 6 School Facilities Investment.....	13

Figures

Figure 1 Five Year History by Funding Source	2
Figure 2 Funding Sources in FY 2019	6
Figure 3 Forecast of Non-Exempt Debt Balance.....	7
Figure 4 Estimated New Exempt Debt.....	7
Figure 5 Estimated Total Debt.....	8
Figure 6 Arlington Statutory Debt Capacity	8

Exhibits

Exhibit I	Capital Budget for FY 2019
Exhibit II	Five-Year Capital Plan
Exhibit III	Annual Town Meeting Article 30
Exhibit IV	List of Town-owned Buildings
Exhibit V	Three Year Spending History
Exhibit VI	Forecast of Non-Exempt Debt Service Expense

REPORT OF THE CAPITAL PLANNING COMMITTEE

The Capital Planning Process

A capital plan is a blueprint for planning a community's capital expenditures. Capital expenditures provide the physical infrastructure upon which the town bases its delivery of services. This infrastructure includes roads and sidewalks, schools and other town buildings, recreational facilities, heavy machinery, and office, data processing and telecommunication equipment. It includes the facilities, the pathways, and the machinery for government services.

The Capital Planning Committee was established by the 1986 Arlington Town Meeting to assist the Town Manager in preparing a multi-year capital plan. The Committee consists of the Town Manager, Superintendent of Schools, Treasurer, Comptroller (or their designees), a representative of the Finance Committee, and four registered voters of the town appointed by the Moderator.

The Capital Planning Committee began work in the fall of 2017 on the five-year plan, FY2019-FY2023. The FY2019 Budget Request forms were reviewed and department heads met with the Committee through the month of January 2018. The Committee discussed each department's requests and general department needs at these meetings. Based on this information, the Committee presented its recommendations to the Town Manager for submittal with the Operating Budget, and the complete plan to the Finance Committee in March 2018.

The Capital Planning Committee does not estimate the costs that appear in the Capital Plan. We obtain these cost estimates from the Department Managers and from the Office of the Town Manager. During the past 32 years, cost estimates have been reasonably accurate except in the case of major reconstruction of buildings such the Ottoson School and the Community Safety Building, for which original cost estimates were significantly below final cost.

Scope of this Report

The FY2019 Capital Budget (Exhibit I) and the five-year Capital Plan for FY2019-FY2023 (Exhibit II) are presented to you in this report. The recommended vote includes both "Non-Exempt" and "Exempt" debt service, the latter so-called because it is excluded from the limitations of Proposition 2½ by votes of the citizens of the Town in 1997, 2000, 2001 and 2016. In the course of this report we will refer to such debt and debt service as "Exempt", and all other capital spending debt and debt service as "Non-Exempt", because it is not exempt from the spending limits of Proposition 2½.

The Five Year Capital Plan and the Capital Budget are proposed to you as an integrated document covering both Town and School requirements. This Town Meeting is being asked to vote only on the FY2019 Capital Budget; the Five Year Capital Plan is presented to provide you with context and visibility into future planning. The actual vote on the Capital Budget is presented by the Finance Committee under Article 30 of the Annual Town Meeting,

Capital Budget Items versus Operating Budget Items

The Capital Planning Committee uses the following definitions when deciding whether a particular budget item shall be in the Capital Budget or the Operating Budget. Other communities may define these terms differently.

Capital Asset: An asset that

1. Has an expected useful life of at least two years and
2. Either has a unit cost of at least \$3,000 or is purchased in a program to gradually purchase a quantity of essentially identical units such that the total quantity price is over \$25,000.

Capital Improvement: An improvement to a capital asset that may reasonably be expected to either

1. Adapt the capital asset to a different use or
2. Appreciably lengthen the useful life of the capital asset beyond what may be expected with normal maintenance.

Some examples of Capital Improvements are new electric wiring, a new roof, a new floor, new plumbing, bricking up windows to strengthen a wall, and lighting improvements.

Interior painting is not considered to be a Capital Improvement unless the painting is part of a larger project that would be classified as a Capital Improvement if there were no painting.

A planned expenditure is included in the Capital Budget only when it is

1. For a Capital Improvement, or
2. For the purchase or lease of a Capital Asset, or
3. For Plans or Studies in preparation for the purchase of a Capital Improvement or the purchase or lease of a Capital Asset.

All other planned expenditures are in the Operating Budget.

Sources of Funding: Bonds, Cash, and Other

Each year the Capital Planning Committee (the “ CPC ” or the "Committee") presents to Town Meeting the Capital Budget for the following fiscal year and a five-year Capital Plan, the first year of which is the Capital Budget for the following fiscal year. The Capital Budget and Capital Plan expenditures are described by type of expenditure and source of funding. The Committee uses the terms “Cash”, “Bonds”, and “Other” to describe the sources of funding for the Capital Budget and the five-year Capital Plan. Figure 1 provides a recent history of funding sources compared to that in this year’s proposed capital budget vote.

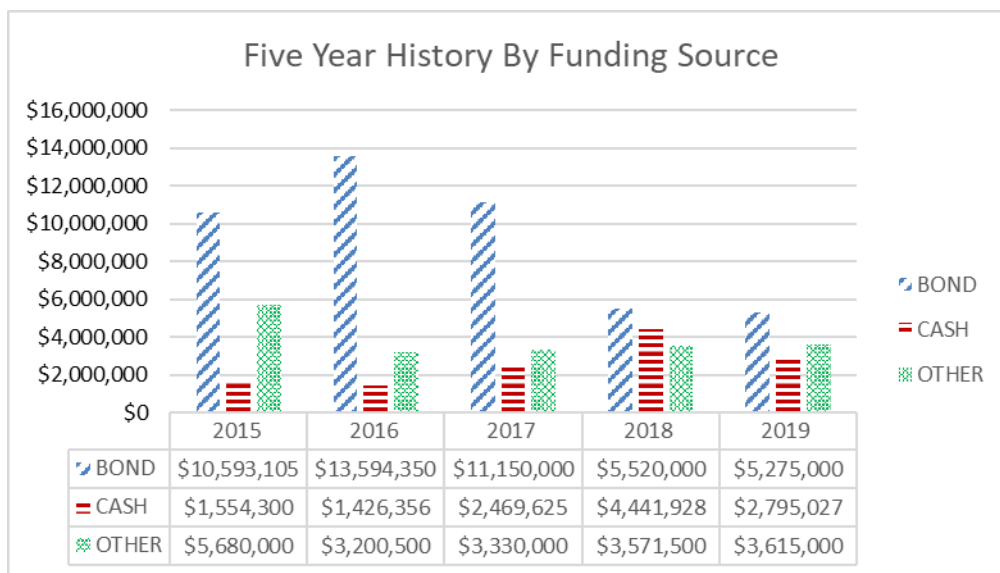


Figure 1 Five Year History by Funding Source

“Cash” refers to those expenditures that are paid for in their entirety in the next fiscal year directly from the general fund.

“Bonds” refers to those expenditures that are financed through borrowing. Payments to retire the bonds are required over an extended period of time, usually three to thirty years. Those extended payments, which include both principal and interest, are typically referred to as "debt service".

The requirement to make interest payments on bonded debt reduces the amount of money available to meet other needs of the Town. However, major expenditures such as the construction of a school or the purchase of a major piece of firefighting apparatus would have a disruptive effect on other parts of the capital and operating budgets unless they were funded through bonds. Smaller capital expenditures may be treated differently in different years in order to adjust to contemporary financial constraints.

While Figure 1 and the Five-Year Plan show new bonding at \$5,275,000, the actual vote is decreased by \$1,300,000 because that appropriation was voted at the Special Town Meeting in February 2018.

The recommendations of the Capital Planning Committee are intended to maintain a prudent balance between funding by cash and funding by bonds. Other constraints on excessive borrowing are provided by:

- (a) laws and regulations of the Commonwealth and
- (b) analysis by the Bond Underwriting community (including rating services, Bond Counsel, and auditors) of financial reports (typically 100 pages each) created by the office of the Town Treasurer.

“Other” refers to those expenditures that are financed from sources that do not arise directly from the Town's tax levy. These sources may be state and federal grants, user fees, private donations, trust funds, and other non-tax sources. The Town Manager and all department heads are constantly alert to opportunities to fund some of the Town's needs by means of grants.

Table 1 provides a comparison of the current year proposed expenditure in the Capital Plan to last year's expenditures and their respective impact on the non-exempt budget.

Table 1 Comparison to Prior Year Expenditure

	FY 2018	FY 2019	Change Year-to-Year	Change %
Prior Debt Service				
Prior Exempt Debt Service	\$ 2,409,917	\$ 4,414,143	\$ 2,004,226	83 %
Prior Water-Sewer Debt Service	\$ 1,157,919	\$ 1,281,094	\$ 123,175	11 %
Prior Non-exempt Debt Service	\$ 7,192,219	\$ 6,506,880	\$ (685,339)	(10)%
Total Prior Debt Service	\$ 10,760,055	\$ 12,202,117	\$ 1,442,062	13 %
New Debt Service				
New School Exempt Debt Service	\$ 765,510	\$ 18,000	\$ (747,510)	(98)%
New Water-Sewer Debt Service	\$ 110,000	\$ 2,250	\$ (107,750)	(98)%
New Non-exempt Debt Service	\$ 89,600	\$ 117,163	\$ 27,563	31 %
Total New Debt Service	\$ 965,110	\$ 137,413	\$ (827,697)	(86)%
Total Debt Service				
Total School Exempt Debt Service	\$ 3,175,427	\$ 4,432,143	\$ 1,256,716	40 %
Total Water-Sewer Debt Service	\$ 1,267,919	\$ 1,283,344	\$ 15,425	1 %
Total Non-exempt Debt Service	\$ 7,281,819	\$ 6,624,042	\$ (657,777)	(9)%
Total Debt Service	\$ 11,725,165	\$ 12,339,529	\$ 614,364	5 %
Total Non- Exempt Expenditures				
Total Non- Exempt Debt Service	\$ 7,281,819	\$ 6,624,042	\$ (657,777)	(9)%
Total Cash Expenditure	\$ 4,441,928	\$ 2,795,027	\$ (1,646,901)	(37)%
Less Direct Funding Sources:				
Transfer from Ambulance Revolving Fund	\$ (53,156)	\$ (15,675)	\$ 37,481	(71)%
Antenna Funds	\$ (197,000)	\$ (205,546)	\$ (8,546)	4 %
Non-Exempt Bond Premium	\$ (2,154,418)	\$ (3,019)	\$ 2,151,399	(100)%
Ed Burns Rink Adjustment	\$ (85,153)	\$ (82,591)	\$ 2,562	(3)%
Urban Renewal	\$ (43,844)	\$ (43,844)	\$ 0	(0)%
Capital Carry Forward	\$ (341,778)	\$ (393,382)	\$ (51,604)	15 %
Asset Sale Proceeds	\$ (500,000)	\$ (250,000)	\$ 250,000	(50)%
Adjustments:				
Adjust for 2017 encumbered debt service	\$ (256,516)	\$ -	\$ 256,516	(100)%
Adjust for FY 2016 and Prior Bond Premiums	\$ (589,033)	\$ (552,822)	\$ 36,211	(6)%
Adjust for Roadway Reconstruction O/R 2012	\$ (452,564)	\$ (463,877)	\$ (11,313)	2 %
Adjustment for Ottoson			\$ -	
Net Total Non-Exempt Plan Expenditure	\$ 7,050,285	\$ 7,408,314	\$ 358,029	5 %

The Capital Planning Committee and the Treasurer's office have collaborated to create a new debt tracking database that permits more refined sorting of outstanding debt and debt service. Note that Minuteman debt service is not included in the capital budget; it is serviced through the operating budget as a component of the Minuteman assessment.

Vote by the Town Meeting Under Article 30

In the vote for the capital appropriation for FY 2019, you will be asked to approve (in eight separate steps):

1. Payments for the current year acquisition for new projects using funds obtained directly from the tax levy, and payments for the debt service on capital acquisitions of prior years that are financed through bonds,
2. Acquisitions using sources of funds other than the tax levy,
3. Issuance of bonds to finance new acquisitions that will be paid for in future fiscal years,
4. Authorization of the Town to seek external grants and funds for capital purposes,
5. Carrying-over, in the capital budget, any unspent funds, to be used for capital appropriations in future years,
6. Authority for the Town Manager, in certain cases and under certain conditions, to transfer and spend unencumbered borrowed funds that are no longer needed for their original purpose,
7. Disposition of borrowing premiums according to Chapter 44, Section 20 of the General Laws, and,
8. Repurposing of the sale of a Town asset.

Under Article 30, the Capital Planning Committee recommends the vote as printed in the report of the Finance Committee. You are only asked to vote on the Capital Budget for FY2019 under Article 30 (Exhibit III), and not on the Five-year Capital Plan. However, your vote to authorize the Town to finance acquisitions through borrowing encumbers future Town Meetings just as Town Meetings of the past have obligated this Town Meeting to pay the debt service for prior borrowings. These estimated future payments are included in the Capital Plan.

Table 2 Summary of Article 30

FY 2019		
Acquisition Expense by Funding Source		
Cash	a	\$ 2,795,027
Bond		\$ 5,275,000
Other		\$ 3,615,000
Total Acquisition Expense		\$ 11,685,027
Appropriation by Use of Funds		
Exempt Debt Service		
Prior		\$ 4,414,143
New		\$ 18,000
Total Exempt Debt Service	b	\$ 4,432,143
Water/Sewer Debt Service (incl MWRA)		
Prior		\$ 1,281,094
New		\$ 2,250
Total Water/Sewer Debt Service	c	\$ 1,283,344
Other Enterprise Fund Debt Service		
Prior		\$ 165,181
New		\$ -
Total Other Enterprise Fund Debt Service	d	\$ 165,181
General Non-Exempt Debt Service		
Prior		\$ 6,506,880
New		\$ 117,163
Total General Non-Exempt Debt Service	e	\$ 6,624,043
Less Direct Funding Sources:		
Non-exempt Bond Premium FY2018		\$ (3,019)
Rink Enterprise Funds		\$ (82,591)
Ambulance Revolving Fund		\$ (15,675)
Capital Carry Forwards		\$ (393,382)
Antennae Funds		\$ (205,546)
Urban Renewal Fund		\$ (43,844)
Asset Sale Proceeds		\$ (250,000)
Net direct sources	f	\$ (994,056)
Net Non-Exempt Appropriation (a+c+d+e+f)		\$ 9,873,538
Total Appropriation (a+b+e+f)		\$ 12,857,157

In this year's Capital Budget and in future years of the Capital Plan, different categories of expenditures combine to form the total non-exempt and exempt appropriation. This is summarized in Table 2 above.

In FY 2019, Prior Non-Exempt Debt Service (\$6,506,880) comprises the current year principal and interest for all previous borrowings of the Town that are still outstanding and that have not been excluded from the levy limit of Proposition 2½. This category, as shown, does not include money borrowed by the Water and Sewer Enterprise Fund that is paid not by taxes but by water and sewer fees. These amounts are shown immediately below the Exempt debt service in Table 2. Cash is the amount (\$2,795,097) of directly purchased (non-bonded) acquisitions. The Plan also cites \$5,275,000 in new borrowing. \$117,163 is the estimated tax impact of interest (including BAN interest) on new borrowing for this year. These amounts are reduced by transfers from other available funds. \$4,432,143 is the amount needed to pay the principal and interest on bonds authorized by Debt Exclusion referenda and therefore exempt from the limits of Proposition 2½.

Table 3 below outlines the components of the five-year plan.

Table 3 Components of the Total Expenditure

Fiscal Year	FY 2019	FY 2020	FY 2021	FY 2022	FY 2023	Total
Prior Non-Exempt Debt	\$6,506,880	\$5,714,390	\$4,846,727	\$4,164,215	\$3,822,031	\$25,054,243
Cash	\$2,795,027	\$2,426,735	\$2,419,060	\$2,225,544	\$2,508,383	\$12,374,749
New Non-Exempt Debt Service	\$99,313	\$837,475	\$1,921,959	\$3,143,030	\$3,351,896	\$9,353,673
BAN Interest and Principal	\$17,850	\$6,375	\$168,938	\$0	\$0	\$193,163
Total Non-Exempt Tax Burden	\$9,419,069	\$8,984,975	\$9,356,684	\$9,532,789	\$9,682,310	\$46,975,827
Direct funding sources:						
Non-exempt Bond Premium FY2018	(\$3,019)					(\$3,019)
Rink Enterprise Funds	(\$82,591)	(\$79,966)	(\$62,381)	(\$83,906)	(\$81,194)	(\$390,038)
Ambulance Revolving Fund	(\$15,675)	(\$47,175)	(\$30,675)	(\$86,475)	(\$59,280)	(\$239,280)
Capital Carry Forwards	(\$393,382)					(\$393,382)
Antennae Funds	(\$205,546)	(\$192,044)	(\$183,038)	(\$177,032)	(\$173,025)	(\$930,685)
Urban Renewal Fund	(\$43,844)	(\$42,444)	(\$41,044)	(\$39,644)	(\$38,244)	(\$205,219)
Asset Sale Proceeds	(\$250,000)					(\$250,000)
Adjust for Roadway Reconstruction Override 2011	(\$463,877)	(\$475,474)	(\$487,361)	(\$499,545)	(\$512,033)	(\$2,438,290)
Adjust for 2016 and prior Bond Premium	(\$552,822)	(\$516,611)	(\$260,240)			(\$1,329,673)
Net Non-Exempt Plan	\$7,408,314	\$7,631,262	\$8,291,945	\$8,646,188	\$8,818,534	\$40,796,242

Adjustments for the Enterprise, Antenna, Ambulance and Urban Renewal Fund accounts (including Central School, Jefferson Cutter House and 23 Maple Street) recognize payments to the Capital Budget from those accounts. During the 2012 override referendum, voters were promised that \$400,000 of the override amount would be applied to roadway reconstruction. This offset removes that amount (increased each year by 2.5%) from the operating budget to fund the additional DPW capital expense.

The "Non-exempt Bond Premium" reflects as a source of funding the full amount of premium received on non-exempt bonds issued in FY2018. This is in keeping with the procedures recommended by the Department of Revenue under the provisions of the Municipal Modernization Act. The "Adjust for 2016 and Prior Bond Premium" credits the Capital Plan with the premium received by the Town on prior bond issues, allocated over five years of the plan, properly reflecting the true net borrowing cost of the Capital Plan.

"Asset Sale Proceeds" reflects the application of the sale of a Town-owned asset, the proceeds of which by law must be applied to a capital expense.

Planning and Controlling Capital Expenditures

The Capital Planning Committee has long practiced five-year planning and, with the support of the Finance Committee and Town Meeting, has planned capital expenditures not to exceed 5% of annual revenues averaged over time. Implementing this practice is subtle, because the principal and interest for bonded expenditures have minimal impact on the current year but significant impact in future years. Table 4 demonstrates that the expenditures in Article 30 and in the Five Year Capital Plan meet the Capital Planning Committee's 5% standard. The budget FY2019 expenditures are 5% of the total Town revenue for FY2019 and over five years the plan averages close to 5%.

Table 4 Capital Planning and 5% Limit

Fiscal Year	FY 2019	FY 2020	FY 2021	FY 2022	FY 2023	Total
Net Non-Exempt Plan	\$7,408,314	\$7,631,262	\$8,291,945	\$8,646,188	\$8,818,534	\$40,796,242
Pro Forma Budget	\$148,762,870	\$156,026,748	\$163,262,721	\$170,911,915	\$177,748,399	\$816,712,654
Budget For Plan at 5%	\$7,438,144	\$7,801,337	\$8,163,136	\$8,545,596	\$8,887,420	\$40,835,633
Plan as % of Revenues	4.98%	4.89%	5.08%	5.06%	4.96%	5.00%
Variance From Budget	\$29,830	\$170,076	(\$128,809)	(\$100,592)	\$68,886	\$39,391

An Overview of the Impact of Capital Spending

As seen in Figure 2 below, 45% of the planned acquisitions in FY2019 are funded by borrowing through the sale of municipal bonds. The Town carries debt service from year to year for bonds supporting both exempt and non-exempt projects.

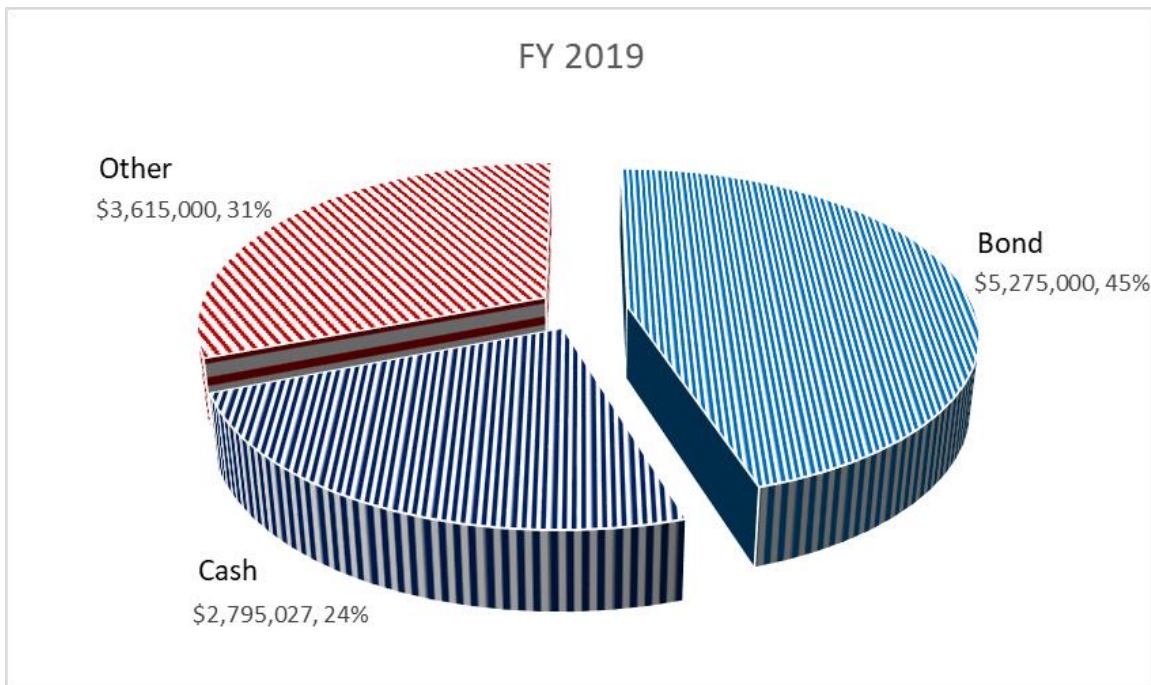


Figure 2 Funding Sources in FY 2019

Managing total debt is an important part of the capital planning process. Total debt includes both non-exempt and exempt debt. Bonded capital acquisitions increase total debt, and debt service principal payments reduce total debt.

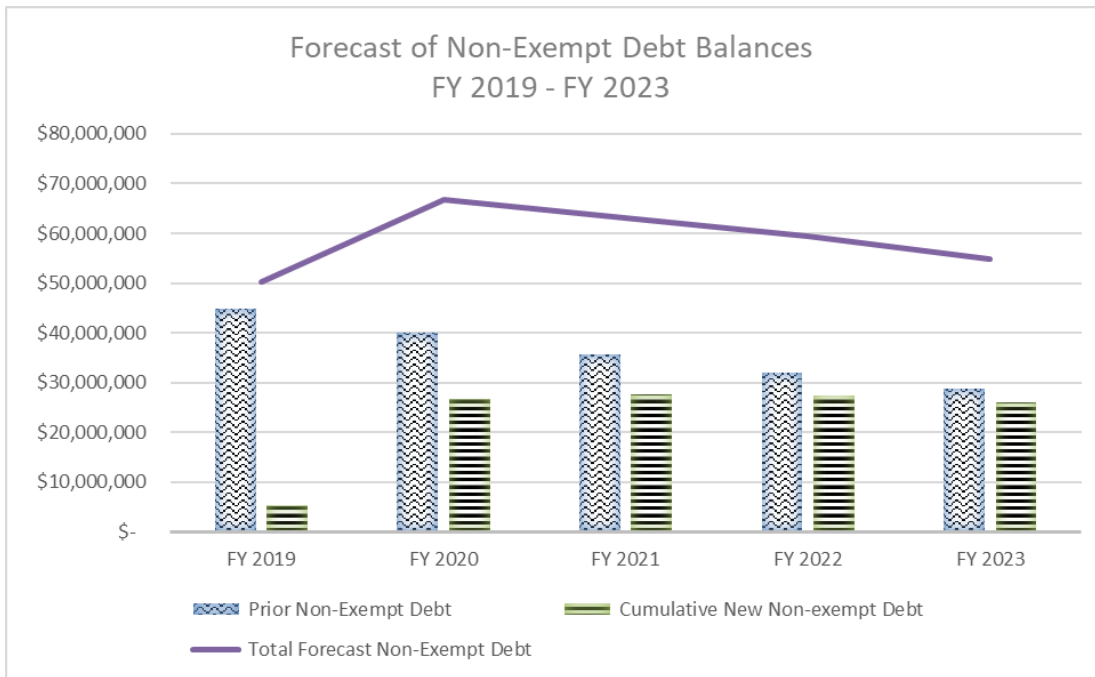


Figure 3 Forecast of Non-Exempt Debt Balance

Figure 3 shows the estimated non-exempt debt that Arlington will carry in this and future years. Outstanding non-exempt debt can affect the Town’s ability to meet its operating budget requirements. This forecast shows a brief upward trend reflecting the impact of renovation of the DPW campus and the Senior Center.

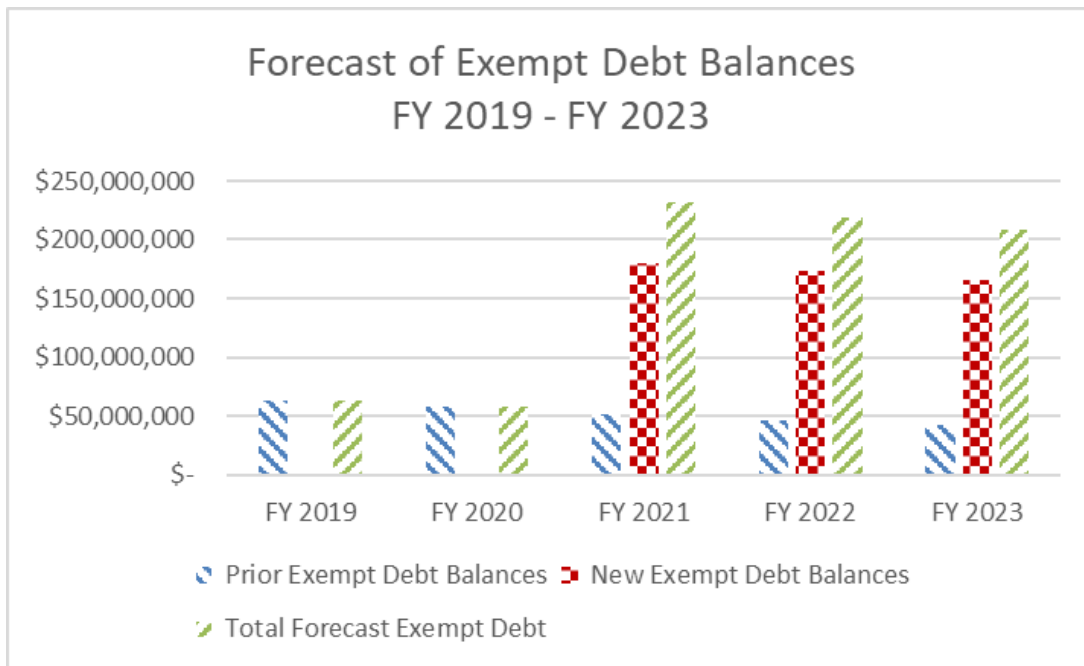


Figure 4 Estimated New Exempt Debt

Figure 4 shows a forecast of exempt debt balances, which have declined in recent years as elementary school projects funded by the 2001 debt exclusion vote have been paid down. The Gibbs renovation and AHS Planning approved by the voters in 2016 are reflected in Prior Exempt Debt. A significant jump in debt in FY 2021 represents the anticipated reconstruction or renovation of Arlington High School.

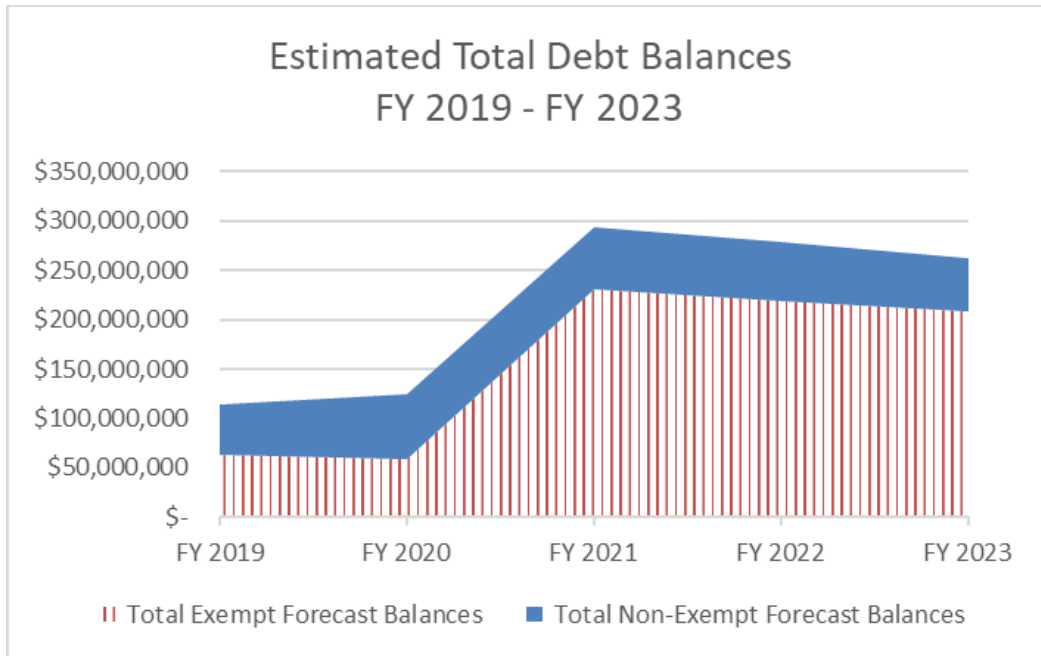


Figure 5 Estimated Total Debt

Exempt Debt and Total Debt are indicators of pressure on the ability of the Town to support all of its debt service, even outside of the limit of Proposition 2½. As can be seen from [Figure 5](#), non-exempt debt is reasonably level over the next five years while the anticipated AHS project drives total debt significantly higher.

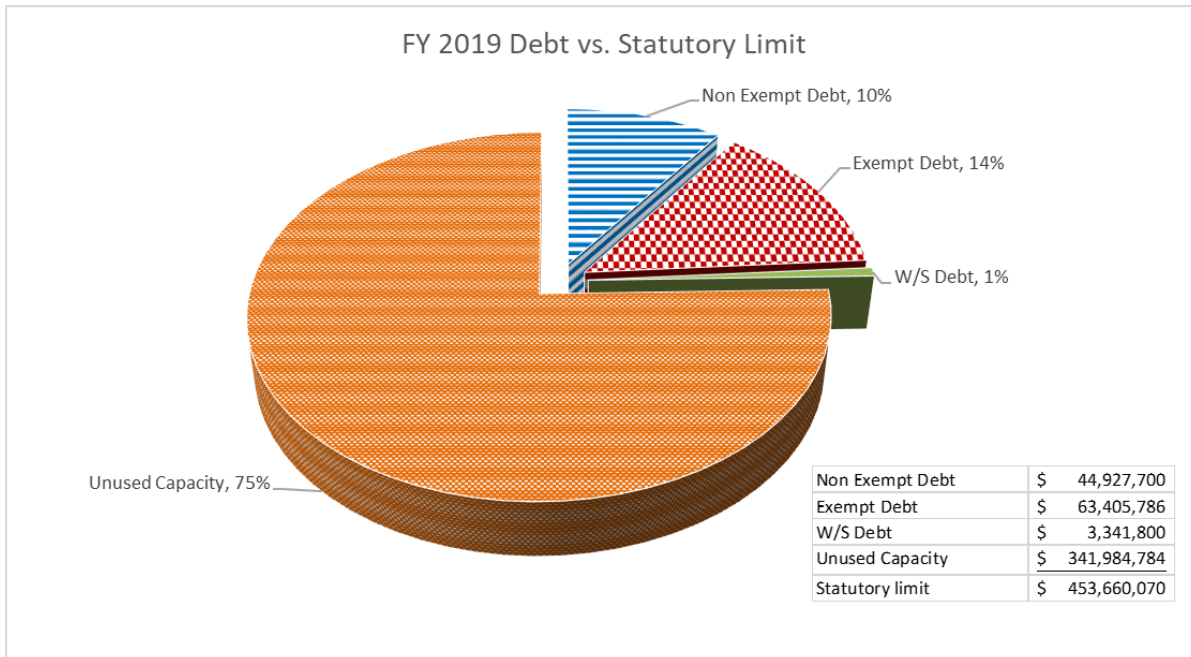


Figure 6 Arlington Statutory Debt Capacity

The Mass Department of Revenue imposes on each community a Statutory Debt Limit on certain debt equal to 5% of the Equalized Valuation (EQV) of the Town. Based on the current DOR reported EQV of \$9.07 billion, the debt limit is \$454 million. As shown in [Figure 6](#), Arlington’s estimated applicable FY 2019 debt of \$112 million is significantly under the statutory maximum. If the Arlington High School project is authorized, in FY 2021 Arlington’s debt total will rise but remain well within the limit.

Community Preservation Act

In November of 2014 the voters of Arlington accepted the Community Preservation Act, imposing a 1.5% surcharge on property taxes to create a funding stream dedicated to Affordable Housing, Historic Preservation, Open Space and Outdoor Recreation projects.

The Community Preservation Act Committee (“CPAC”) will report to this Town Meeting on its recommendations for FY2019 funding. Any projects to be considered for funding must be endorsed by that Committee, and expenditure of CPA funds must be voted favorably by Town Meeting, as with any other appropriation.

Certain needs traditionally funded through the Capital Budget and Plan such as outdoor recreation and historic restoration projects are CPA-eligible by their nature. In FY 2019 and subsequent years, to enable the Community Preservation Committee to evaluate projects which have already been requested by Town staff and included in the Plan, the Capital Plan has segregated most such eligible expenditures into the funding category of "CPA". If CPA funding is unavailable the Capital Planning Committee remains committed to considering each such project in the Capital Plan.

The Capital Planning Committee has voted to endorse the Report of the CPAC to the 2018 Annual Town Meeting and recommends favorable action by Town Meeting on the CPAC requests.

The Gibbs Project

In June 2016 voters approved a debt exclusion to cover the costs of the Gibbs School reuse as a town-wide sixth grade to accommodate growth in enrollment at the middle school level. A Special Town Meeting in April 2017 appropriated funding of \$27 million, of which \$26 million is eligible to be covered by the debt exclusion, and the balance has been funded by the non-exempt Capital Plan.

The renovation project commenced in summer 2017 and is on-budget and on-schedule to be ready for the opening of the 2018-19 school year.

Hardy School Extension

In November 2016 the School Enrollment Task Force recommended to the Arlington School Department that the Hardy Elementary School be expanded by six classrooms to accommodate growth in Arlington’s student enrollment, which has been especially significant in East Arlington. A Special Town Meeting in April 2017 appropriated the preliminary cost estimate of \$3.5 million. Final bids increased the total cost by \$1.3 million which the Capital Planning Committee was able to accommodate in this year’s Capital Budget. The expenditure for the Hardy Extension project is reflected in the FY 2019 Capital Budget and Five-Year Capital Plan, but the actual appropriation vote was taken in the Special Town Meeting of February 2018 to expedite completion of the project.

When the Hardy expansion is completed, the demands of increased student population and the disturbance caused by construction will impact the adequacy of the playground facilities. The School Department, with strong advocacy by residents and valuable technical support by Parks & Recreation staff, requested funding for the addition of a K-1 play area on the Lake Street side of the school, and redesign and refurbishment of the main Chandler Street playground facility. Capital Planning has included appropriations of \$200,000 in FY2019 and \$300,000 in FY2020 for the Lake Street and Chandler Street playgrounds respectively in the proposed Capital Plan.

The entire Hardy School Extension project, including the playground improvements, is funded within the confines of the 5% non-exempt capital budget limit.

Arlington High School

The Capital Planning Committee strongly supports the planning effort to renovate or rebuild Arlington High School. Our high school complex was built between 1914 and 1980 and last upgraded 35 years ago. Our student population is growing, and we face potential loss of accreditation for substandard facilities.

The effort began with a Statement of Interest submitted in 2015 by APS to the Mass School Building Authority (MSBA) seeking funding for AHS. In response, MSBA in January 2016 voted unanimously to move Arlington High School forward in its very rigorous process. Critical support by the voters of Arlington in June 2016 to approve \$2 million to fund the planning stage, and continued strong advocacy by the APS staff, led to the February 2017 invitation by MSBA for Arlington to enter the Feasibility Module of its process. Voter support was overwhelming, with 76.5% voting in favor and 23.5% opposed.

The AHS Building Committee, representing a broad cross-section of constituencies and skills, guides the work of the Project Team: Owners' Project Manager Skanska USA and designer HMFH Architects. In the current Feasibility Study phase the Project Team and Committee will document the educational program and existing building conditions, establish design parameters, develop and evaluate alternatives, and recommend the most cost-effective and educationally appropriate preferred solution to MSBA, all informed by a series of collaborative public forums. The outcome of that two-year process will then guide schematic design and costing. A debt exclusion vote for construction is likely in 2019, with completion targeted for 2022-24.

Challenges of the project include constraints of available land, the need to provide educational excellence during construction, and costs associated with environmental remediation. When implemented the project cost may approach \$300 million, with a substantial portion funded by the MSBA.

DPW Campus Renovation

Extensive renovation of the six-building 74,000-square-foot Department of Public Works campus is planned for FY2020. The buildings of the campus have seen little investment in recent years. With the exception of interior renovations of building B in 2009 and some more recent roof leak repairs to building D, nothing significant has been done since the 1970's.

The extensive planning required for this project was funded in FY2017 and is underway. The current effort will produce an Existing Conditions Assessment, Space Needs Assessment, and Conceptual Design Alternatives which will include both renovation of existing space as well as building new. Anticipated needs are extensive including building envelope work (brick, windows, roofs, garage doors), fire protection, plumbing, HVAC, electrical, and Mill Brook culvert work. Also needed are functional improvements such as a vehicle wash bay, staff assembly room, locker and shower facilities, and supervisor office space.

The current budgeted cost of \$20 million is an estimate while design work is ongoing. Water & Sewer employees and equipment are significant users of the facility so the project can be partially funded by the Water & Sewer Enterprise Fund. The W&S contribution is currently estimated at 35% of total project cost.

Due to the proximity of the DPW and AHS projects, the two teams of architects are communicating to explore possibilities to optimize land use.

Senior Center/Central School Renovation

The Arlington Multi-purpose Senior Center was designed and developed in 1984 when the former Central School was rehabilitated. The Health and Human Services Department, Arlington Senior Association, and Council on Aging operate within space provided on the ground floor and the first floor of this building. The space is outdated and poorly configured for these users. A feasibility study was completed in 2016 to determine the scope, options, and cost for rehabilitating these floors to accommodate the growing senior population, modernize offices, and provide adequate community space.

Architect and Owners' Project Manager have been selected and the project is now in design development. Construction is expected to commence in late summer of 2019, with completion less than a year later.

Arlington's Cultural Legacy

Our community life has long benefitted from the political traditions, institutions and infrastructure passed to us by our predecessors. As transient custodians of our culture and environment, we share in our ancestors' obligation to

transfer equitably to the generations following the same or greater value that we ourselves have received. From an infrastructure viewpoint, in the latter part of the 20th century we enjoyed the schools, Town Hall, public buildings, library, roads and highways developed by “the Greatest Generation” and their forebears.

In the last several decades Town Meeting and the voters have faithfully continued the Town’s practice to pass to our children and grandchildren an intact municipal fabric and preserved community wealth. Under Town Meeting government, our town operates with prudence and probity; our bond rating is Triple-A; and our debt one-fourth of the state legislated limit.

The voters’ support of the recent debt exclusions and the 2011 override, adoption by Town Management and Labor of GIC health insurance, and adoption of the Community Preservation Act are all fiscal building blocks enabling continuation of Arlington’s strong social legacy.

Reconstruction and Renovation of Town-owned Buildings

Exhibit IV provides a list of all buildings owned by the Town of Arlington. The year in which each building was constructed, or most recently renovated, gives some indication of when major additional investment will be required. Buildings that have received substantial recent attention are the Community Safety Building, three Fire Stations, and all of our elementary schools.

Comprehensive Master Plan

In 2012 Arlington embarked on the process of creating a comprehensive municipal master plan to serve as the Town’s primary policy statement on future physical development in Arlington. Funded through the Capital Plan, the process has involved extensive public participation to set goals and communicate a long-term shared vision, followed by a review of current trends relative to land use, economic strength, housing, open space, recreation, natural, cultural and historic resources, transportation, population, demographics, public facilities, and includes steps to implement the plan. Each element of the master plan is inter-related: economic development may depend on transportation; increased housing can lead to increased demand for services.

The resulting Arlington master plan has been adopted by the Arlington Redevelopment Board and endorsed by Town Meeting. The Master Plan Implementation Committee is guiding a multi-year implementation process with extensive public participation and will recommend specific zoning bylaw changes to be proposed to this and future Town Meetings. A significant step in that process was accomplished by the February Special Town Meeting in adopting a recodification of the zoning bylaw, reorganizing the document for clarity, readability and consistency with state law. In the coming decades the plan will provide a basis for decision-making regarding the long-term physical development of the Town, and with respect to municipal infrastructure it will help to inform future Capital Planning decisions.

Implementing Previous Capital Plans

Town Meeting in recent years has approved many capital projects essential to Town services and Arlington's future. Many of the acquisitions or projects approved by last year's Town Meeting have been purchased, or their purchase or implementation is in process.

Arlington Fire Department took delivery of its first tower truck which, compared with a standard ladder design, provides greater safety and flexibility by allowing two firefighters to operate together in structural firefighting and rescue situations.

Improvements to the MUNIS system, the core of the Town’s accounting systems, are continuing. Property and Motor Vehicle Excise Taxes have been converted to MUNIS for FY2018, employee self-service capability has been implemented, and electronic payment and paperless billing options are being expanded.

Photocopier leasing has been centralized through Purchasing which now presents one consolidated request to Capital Planning, provides appropriate equipment to each department, and manages shifting of copiers among departments to maximize their lifespans resulting in significant savings.

Accessibility improvements have been completed at Florence Street playground and are underway at Robbins Farm Park.

Stratton School renovation Phase 3 and Thompson School addition have been completed, and renovation of the Gibbs School as a Town-wide Sixth Grade is well underway, on budget and schedule.

Extensive roadway and sidewalk renewals have been accomplished throughout the community, and the 40-year program of replacement of our water & sewer infrastructure continues on schedule.

Progress on each of these projects is monitored by the Town Manager's Office and the Comptroller and reported to the Capital Planning Committee.

Academic IT Requirements

APS has made a strong case to increase capital spending on IT resources to meet system-wide needs. "Baseline Edge", "Powerschool" and other educational program management software offering increased teaching capabilities have outstripped current computing resources for over 280 teachers' computers. Evolving 21st century educational metrics including MCAS, Common Core and PARCC are increasing the requirement for improved technology in students' hands as well, so APS is increasing both tablet and PC resources. Therefore the Capital Planning Committee is asking your continued support of a \$400,000 technology line item for education in this year's Capital Budget to more aggressively support both our teachers and students.

Looking Ahead

Town Meeting's careful evaluation of Arlington's capital needs and its continued support of Town Management's five-year capital planning process is a critical element of equitable intergenerational transfer of our communal heritage. As we consider the coming five years and beyond:

The completion of the Stratton School project was a long-awaited final step in the Elementary School Rebuild program committed to the voters in 2000.

We have now committed to a new 21st-century program of support for our school infrastructure to maintain the high academic achievements Arlington has come to expect from the APS administration, faculty and students. We are meeting the challenges arising from school enrollment growth at the elementary and middle school levels through the recent Thompson expansion, the current addition to Hardy, and the repurposing and renovation of the Gibbs School.

Next, we must address the aging infrastructure at Arlington High School. Arlington voters in 2016 strongly supported the launch of the intensive planning, community input and design process now underway. A proposed project will be brought to Town Meeting and the voters in 2019.

The ongoing commitment to steady upgrading of our water & sewer and roadway infrastructure continues, including town-wide water meter replacement and an aggressive sidewalk replacement program. The Capital Planning Committee has proposed a consistent spending level of \$500,000 per year on Town sidewalks and walkways.

Renovation of the Senior Center spaces at Central School are planned for FY2020. The Central School and all of Arlington's other "Civic Block" assets, including Town Hall, Robbins Memorial Library, Whittemore Robbins House, Carriage House and Cottage, and Winfield Robbins Memorial Garden, are historic treasures and the subject of long-term review of maintenance standards and optimal uses. The CPA Committee is examining some of these needs which may qualify for Community Preservation funding.

Program Spending Summary

Table 5 summarizes Non-Exempt Town expenditures by program from FY2016 (2016 through 2018 are actual) through the five year capital plan. Expenditures voted through debt-exclusion referenda for school projects are exempt from Proposition 2½, and are not included in this chart.

Table 5 Analysis of Spending By Program

Program	2016	2017	2018	2019	2020	2021	2022	2023	Grand Total
DEPARTMENTAL PROJECT	\$220,500	\$1,452,500	\$634,000	\$540,000	\$60,000	\$582,500	\$10,000	\$35,000	\$3,534,500
EQUIPMENT REPLACEMENT	\$368,700	\$264,000	\$590,500	\$646,650	\$838,260	\$287,200	\$184,000	\$518,350	\$3,697,660
INFORMATION TECHNOLOGY	\$1,047,750	\$452,100	\$642,365	\$630,000	\$615,000	\$615,000	\$610,000	\$610,000	\$5,222,215
INFRASTRUCTURE IMPROVEMENT	\$3,649,000	\$2,370,000	\$7,128,000	\$5,843,000	\$27,630,000	\$3,040,000	\$2,730,000	\$2,722,000	\$55,112,000
MAJOR REPAIRS	\$525,000	\$532,000		\$0	\$125,000	\$350,000	\$0	\$0	\$1,532,000
PARKS & PLAYGROUNDS	\$560,000	\$610,400	\$172,000	\$60,000	\$2,060,000	\$60,000	\$435,000	\$60,000	\$4,017,400
PHOTOCOPIER PROGRAM	\$166,100	\$165,300	\$188,000	\$175,000	\$165,000	\$155,000	\$142,000	\$138,000	\$1,294,400
PUBLIC BUILDING MAINTENANCE	\$9,300,400	\$6,078,240	\$2,252,563	\$477,000	\$190,000	\$100,000	\$110,000	\$8,000	\$18,516,203
ROADS AND PATHS INFRASTRUCTURE	\$1,720,756	\$1,556,525	\$260,000	\$2,253,877	\$2,265,475	\$2,277,360	\$2,289,544	\$2,302,033	\$14,925,570
STUDENT TRANSPORTATION	\$130,000	\$95,000	\$1,476,000	\$240,000	\$135,000	\$40,000	\$100,000	\$95,000	\$2,311,000
VEHICLE REPLACEMENT	\$533,000	\$1,808,000	\$190,000	\$819,500	\$826,000	\$988,000	\$1,120,000	\$480,000	\$6,764,500
Grand Total	\$18,221,206	\$15,384,065	\$13,533,428	\$11,685,027	\$34,909,735	\$8,495,060	\$7,730,544	\$6,968,383	\$116,927,448

A fuller picture of the Town’s ongoing commitment to school infrastructure improvement can be seen in Table 6. This summarizes non-exempt funding within the limits of the capital plan, together with exempt funding approved by the voters for specific projects including the Gibbs renovation and AHS plans in FY 2018, and an early approximation of Arlington’s local share of an AHS rebuild or renovation.

Table 6 School Facilities Investment

	2016	2017	2018	2019	2020	2021	2022	2023	Total
Exempt Funding		\$ 12,279,000	\$ 12,279,000		\$180,000,000				\$204,558,000
Non-exempt Funding	\$ 1,935,000	\$ 8,404,041	\$ 4,695,000	\$ 2,310,000	\$ 805,000	\$ 630,000	\$ 20,000	\$ -	\$ 18,799,041
Total School Investment	\$ 1,935,000	\$ 20,683,041	\$ 16,974,000	\$ 2,310,000	\$180,805,000	\$ 630,000	\$ 20,000	\$ -	\$223,357,041

We want to express our gratitude to Management Analyst Amy Fidalgo for her excellent support and valuable participation in the work of the Committee this past year. In addition, Timur Yontar and Joe Barr, citizens of the Town, participated in the capital planning process as Advisors invited by the Committee. The Committee wishes to thank them for their participation and contribution.

Article 6 of the Annual Town Meeting, submitted by the Moderator and the Capital Planning Committee requests a bylaw change to expand the number of Moderator-appointed citizen appointees to the Capital Planning Committee from four members to as many as six. The purpose of this change is to add depth to the Committee and to provide for additional citizen input into the capital planning process. The Capital Planning Committee requests your positive vote on Article 6.

The Capital Planning Committee requests that you support its recommendations on Article 30 of the Annual Town Meeting.

Respectfully submitted by

- Stephen J. Andrew, Secretary – Moderator Appointee
- Sandy Pooler – Deputy Town Manager
- Charles T. Foskett, Chairman – FinCom Designee
- Dean Carman – Town Treasurer
- Vacant – Town Comptroller
- Christopher B. Moore – Moderator Appointee
- John Danizio – School Superintendent’s Designee
- Brian H. Rehrig, Vice-Chairman – Moderator Appointee
- Barbara Thornton – Moderator Appointee

	BOND	CASH	OTHER	Grand Total
COMMUNITY SAFETY - FIRE SERVICES		\$135,000		\$135,000
Apparatus Bay Floor Resurfacing Park Circle		\$5,000		\$5,000
Exercise Equipment & Furniture - Cardio		\$40,000		\$40,000
SCBA Compressor Replacement		\$35,000		\$35,000
Truck F250 for M1 replacing #1019		\$55,000		\$55,000
COMMUNITY SAFETY - POLICE SERVICES	\$375,000	\$135,500		\$510,500
Laser Radar		\$4,500		\$4,500
Radio Upgrade-Replacement Program	\$375,000			\$375,000
Vehicle Replacement Program		\$131,000		\$131,000
COUNCIL ON AGING TRANSPORTATION ENTERPRISE FUND		\$15,000		\$15,000
Van Replacement Program		\$15,000		\$15,000
FACILITIES	\$100,000			\$100,000
Town Hall - Renovations	\$100,000			\$100,000
HEALTH & HUMAN SERVICES		\$57,500		\$57,500
Veterans Memorials Repairs		\$10,000		\$10,000
Veterans Records Kiosk		\$15,000		\$15,000
Volumetric calibration trailer for oil trucks		\$32,500		\$32,500
INFORMATION TECHNOLOGY	\$410,000	\$227,000		\$637,000
Conference Room Presentation Technology Program		\$12,000		\$12,000
School - Admin Computers and Peripherals		\$40,000		\$40,000
School - Network Infrastructure		\$25,000		\$25,000
School - Replacement academic PC's district wide	\$410,000			\$410,000
School - Software Licensing		\$40,000		\$40,000
Town Microcomputer Program		\$60,000		\$60,000
Town Software Upgrades & Standardization		\$50,000		\$50,000
INSPECTIONS		\$25,000		\$25,000
Vehicle Replacement		\$25,000		\$25,000
LIBRARY	\$322,000	\$93,650		\$415,650
Elevator - Overhaul	\$85,000			\$85,000
Front Door Replacement		\$50,000		\$50,000
HVAC Replacement	\$237,000			\$237,000
MLN Equipment Schedule FY19-23		\$43,650		\$43,650
PLANNING	\$100,000	\$18,000		\$118,000
Dallin Library Entry Updates		\$8,000		\$8,000
Jefferson Cutter House Egress Repairs		\$5,000		\$5,000
Parmenter School Walkway		\$5,000		\$5,000
Senior Center Architecture Plans	\$100,000			\$100,000
PUBLIC WORKS CEMETERY DIVISION		\$40,000	\$10,000	\$50,000
3-4 T Pick-up Truck; 4wd w- Plow		\$40,000		\$40,000
Headstone Cleaning & Repair			\$10,000	\$10,000
PUBLIC WORKS ENGINEERING DIVISION	\$1,100,000			\$1,100,000
Bridge Construction Mystic - Mill Brook	\$1,100,000			\$1,100,000
PUBLIC WORKS HIGHWAY DIVISION	\$318,000	\$1,412,877	\$875,000	\$2,605,877
33,000 GVW Dump Truck w-Plow		\$92,000		\$92,000
44,000 GVW, 4WD Truck w-Sander		\$166,000		\$166,000
Chapter 90 Roadway			\$750,000	\$750,000
Install Sidewalk Ramps - CDBG			\$125,000	\$125,000
Roadway Reconstruction		\$350,000		\$350,000
Roadway Reconstruction Override 2011		\$463,877		\$463,877
Sander Body		\$17,000		\$17,000
Sidewalk Ramp Installation		\$65,000		\$65,000
Sidewalks and Curbstones		\$500,000		\$500,000
Small equipment		\$5,000		\$5,000
Snow Plow Replacement		\$12,000		\$12,000

	BOND	CASH	OTHER	Grand Total
Traffic Signal Maint & Upgrades	\$60,000			\$60,000
PUBLIC WORKS MER		\$25,000		\$25,000
Pick Up 4x4		\$25,000		\$25,000
PUBLIC WORKS NATURAL RESOURCES DIVISION	\$150,000	\$65,500		\$215,500
Bucket Truck	\$150,000			\$150,000
Leaf Vacuum Trailer		\$25,500		\$25,500
Ride-On Blower		\$12,000		\$12,000
Ride-On Mower		\$28,000		\$28,000
PUBLIC WORKS WATER/SEWER DIVISION			\$2,670,000	\$2,670,000
Drainage Rehab - Regulatory Compliance (Ch-308)			\$200,000	\$200,000
Hydrant & Valve - Crane Truck			\$65,000	\$65,000
Hydrant and Valve replacement program			\$100,000	\$100,000
Sewer System Rehabilitation			\$900,000	\$900,000
Small equipment			\$5,000	\$5,000
Water System Rehabilitation			\$1,400,000	\$1,400,000
PURCHASING		\$55,000		\$55,000
Photocopier Replacement Program		\$55,000		\$55,000
RECREATION		\$60,000		\$60,000
ADA Study Implementation Program		\$50,000		\$50,000
Feasibility Study		\$10,000		\$10,000
REDEVELOPMENT BOARD			\$60,000	\$60,000
ARB - Central School Boiler Replacement			\$50,000	\$50,000
ARB - Security Cameras (3rd Floor-Lower Level)			\$10,000	\$10,000
SCHOOLS	\$2,400,000	\$325,000		\$2,725,000
Building Security Updates	\$105,000			\$105,000
Bus #103 - 77 passenger bus	\$130,000			\$130,000
Bus#107- 53 passenger bus	\$110,000			\$110,000
Dallin - Chiller	\$250,000			\$250,000
Dallin Gym Ventillation		\$40,000		\$40,000
Food Services Truck	\$55,000			\$55,000
Hardy Playground	\$200,000			\$200,000
Hardy School addition supplement	\$1,300,000			\$1,300,000
Ottoson HVAC Roof Top Unit	\$250,000			\$250,000
Ottoson Music Room Upgrade Study		\$60,000		\$60,000
Photocopier Lease Program		\$120,000		\$120,000
Pierce Solar Shades		\$25,000		\$25,000
School Playground Upgrades		\$20,000		\$20,000
Window Screens in Schools		\$60,000		\$60,000
TOWN MANAGER		\$105,000		\$105,000
Space Needs Study, Pool and AHS-Housed Depts		\$100,000		\$100,000
Website Enhancements		\$5,000		\$5,000
Grand Total	\$5,275,000	\$2,795,027	\$3,615,000	\$11,685,027

	2019	2020	2021	2022	2023	Grand Total
BOARD OF SELECTMEN		\$110,000				\$110,000
EQUIPMENT REPLACEMENT		\$110,000				\$110,000
Voting Machines		\$110,000				\$110,000
COMMUNITY SAFETY - FIRE SERVICES	\$135,000	\$150,000	\$335,000	\$755,000	\$45,000	\$1,420,000
EQUIPMENT REPLACEMENT	\$75,000	\$150,000	\$75,000	\$75,000	\$25,000	\$400,000
Exercise Equipment & Furniture - Cardio	\$40,000					\$40,000
Jaws of Life - Extrication Equipment			\$50,000			\$50,000
Thermal Imaging Cameras Replacement				\$50,000		\$50,000
Firefighter Protective Gear			\$25,000	\$25,000	\$25,000	\$75,000
SCBA Compressor Replacement	\$35,000					\$35,000
Portable Radio Replacement		\$150,000				\$150,000
INFRASTRUCTURE IMPROVEMENT					\$12,000	\$12,000
Air Handler Replacement Park Circle					\$12,000	\$12,000
PUBLIC BUILDING MAINTENANCE	\$5,000			\$10,000	\$8,000	\$23,000
Carpeting - Flooring at Park Circle Station				\$10,000		\$10,000
Apparatus Bay Floor Resurfacing Park Circle	\$5,000					\$5,000
Apparatus Replacement - Bay Heating Unit Park Circle					\$8,000	\$8,000
VEHICLE REPLACEMENT	\$55,000		\$260,000	\$670,000		\$985,000
Engine Pumper to Replace #1006				\$600,000		\$600,000
Truck F250 for M1 replacing #1019	\$55,000					\$55,000
Rescue-Ambulance replacing 2013 Ford Horton			\$260,000			\$260,000
Lighting Plant replace 2001 Ford vehicle #1015				\$70,000		\$70,000
COMMUNITY SAFETY - POLICE SERVICES	\$510,500	\$628,500	\$156,500	\$179,500	\$161,500	\$1,636,500
EQUIPMENT REPLACEMENT	\$379,500	\$493,500	\$21,500	\$39,500	\$21,500	\$955,500
Automatic External Defibrilators				\$18,000		\$18,000
Bullet Proof Vest Program		\$7,000	\$17,000	\$17,000	\$17,000	\$58,000
Laser Radar	\$4,500	\$4,500	\$4,500	\$4,500	\$4,500	\$22,500
Radio Upgrade-Replacement Program	\$375,000	\$482,000				\$857,000
VEHICLE REPLACEMENT	\$131,000	\$135,000	\$135,000	\$140,000	\$140,000	\$681,000
Vehicle Replacement Program	\$131,000	\$135,000	\$135,000	\$140,000	\$140,000	\$681,000
COUNCIL ON AGING TRANSPORTATION ENTERPRISE FUND	\$15,000		\$15,000		\$15,000	\$45,000
VEHICLE REPLACEMENT	\$15,000		\$15,000		\$15,000	\$45,000
Van Replacement Program	\$15,000		\$15,000		\$15,000	\$45,000
FACILITIES	\$100,000	\$100,000	\$100,000	\$100,000		\$400,000
PUBLIC BUILDING MAINTENANCE	\$100,000	\$100,000	\$100,000	\$100,000		\$400,000

	2019	2020	2021	2022	2023	Grand Total
Town Hall - Renovations	\$100,000	\$100,000	\$100,000	\$100,000		\$400,000
HEALTH & HUMAN SERVICES	\$57,500	\$95,000	\$72,500			\$225,000
DEPARTMENTAL PROJECT	\$15,000		\$72,500			\$87,500
Monument Square Veterans Park			\$72,500			\$72,500
Veterans Records Kiosk	\$15,000					\$15,000
EQUIPMENT REPLACEMENT	\$32,500					\$32,500
Volumetric calibration trailer for oil trucks	\$32,500					\$32,500
INFRASTRUCTURE IMPROVEMENT	\$10,000	\$40,000				\$50,000
Veterans Memorials Repairs	\$10,000	\$40,000				\$50,000
PUBLIC BUILDING MAINTENANCE		\$55,000				\$55,000
Whittemore Robbins House - Cupola and slate roof		\$55,000				\$55,000
INFORMATION TECHNOLOGY	\$637,000	\$620,000	\$620,000	\$610,000	\$610,000	\$3,097,000
EQUIPMENT REPLACEMENT	\$12,000	\$10,000	\$10,000			\$32,000
Conference Room Presentation Technology Program	\$12,000	\$10,000	\$10,000			\$32,000
INFORMATION TECHNOLOGY	\$625,000	\$610,000	\$610,000	\$610,000	\$610,000	\$3,065,000
School - Replacement Academic PC's District Wide	\$410,000	\$400,000	\$400,000	\$400,000	\$400,000	\$2,010,000
School - Software Licensing	\$40,000	\$40,000	\$40,000	\$40,000	\$40,000	\$200,000
Town Software Upgrades & Standardization	\$50,000	\$50,000	\$50,000	\$50,000	\$50,000	\$250,000
School - Admin Computers and Peripherals	\$40,000	\$40,000	\$40,000	\$40,000	\$40,000	\$200,000
Town Microcomputer Program	\$60,000	\$60,000	\$60,000	\$60,000	\$60,000	\$300,000
School - Network Infrastructure	\$25,000	\$20,000	\$20,000	\$20,000	\$20,000	\$105,000
INSPECTIONS	\$25,000					\$25,000
VEHICLE REPLACEMENT	\$25,000					\$25,000
Vehicle Replacement	\$25,000					\$25,000
LIBRARY	\$415,650	\$41,260	\$233,200	\$36,000	\$39,850	\$765,960
DEPARTMENTAL PROJECT			\$200,000			\$200,000
Fox Library Elevator			\$200,000			\$200,000
EQUIPMENT REPLACEMENT	\$43,650	\$41,260	\$33,200	\$36,000	\$39,850	\$193,960
MLN Equipment Schedule FY19-23	\$43,650	\$41,260	\$33,200	\$36,000	\$39,850	\$193,960
PUBLIC BUILDING MAINTENANCE	\$372,000					\$372,000
Elevator - Overhaul	\$85,000					\$85,000
HVAC Replacement	\$237,000					\$237,000
Front Door Replacement	\$50,000					\$50,000
PLANNING	\$118,000	\$4,000,000				\$4,118,000
DEPARTMENTAL PROJECT	\$100,000					\$100,000

	2019	2020	2021	2022	2023	Grand Total
Senior Center Architecture Plans	\$100,000					\$100,000
INFRASTRUCTURE IMPROVEMENT	\$18,000	\$4,000,000				\$4,018,000
Dallin Library Entry Updates	\$8,000					\$8,000
Parmenter School Walkway	\$5,000					\$5,000
Senior Center Renovation		\$4,000,000				\$4,000,000
Jefferson Cutter House Egress Repairs	\$5,000					\$5,000
PUBLIC WORKS CEMETERY DIVISION	\$50,000	\$10,000	\$10,000	\$10,000	\$145,000	\$225,000
DEPARTMENTAL PROJECT	\$10,000	\$10,000	\$10,000	\$10,000	\$10,000	\$50,000
Headstone Cleaning & Repair	\$10,000	\$10,000	\$10,000	\$10,000	\$10,000	\$50,000
EQUIPMENT REPLACEMENT					\$135,000	\$135,000
Backhoe					\$135,000	\$135,000
VEHICLE REPLACEMENT	\$40,000					\$40,000
3-4 T Pick-up Truck; 4wd w- Plow	\$40,000					\$40,000
PUBLIC WORKS ENGINEERING DIVISION	\$1,100,000	\$25,000	\$30,000		\$25,000	\$1,180,000
DEPARTMENTAL PROJECT		\$25,000			\$25,000	\$50,000
Roadway Consulting Services		\$25,000			\$25,000	\$50,000
INFRASTRUCTURE IMPROVEMENT	\$1,100,000					\$1,100,000
Bridge Construction Mystic - Mill Brook	\$1,100,000					\$1,100,000
VEHICLE REPLACEMENT			\$30,000			\$30,000
Utility Vehicle			\$30,000			\$30,000
PUBLIC WORKS HIGHWAY DIVISION	\$2,605,877	\$2,824,975	\$2,815,860	\$2,470,044	\$2,571,533	\$13,288,289
EQUIPMENT REPLACEMENT	\$34,000	\$22,500	\$102,500	\$22,500	\$34,500	\$216,000
1 Ton Dump Truck w-Plow-Sander			\$68,000			\$68,000
Sander Body	\$17,000	\$17,500	\$17,500	\$17,500	\$17,500	\$87,000
Small Equipment	\$5,000	\$5,000	\$5,000	\$5,000	\$5,000	\$25,000
Snow Plow Replacement	\$12,000		\$12,000		\$12,000	\$36,000
INFRASTRUCTURE IMPROVEMENT	\$60,000	\$60,000	\$60,000	\$60,000	\$60,000	\$300,000
Traffic Signal Maint & Upgrades	\$60,000	\$60,000	\$60,000	\$60,000	\$60,000	\$300,000
ROADS AND PATHS INFRASTRUCTURE	\$2,253,877	\$2,265,475	\$2,277,360	\$2,289,544	\$2,302,033	\$11,388,289
Chapter 90 Roadway	\$750,000	\$750,000	\$750,000	\$750,000	\$750,000	\$3,750,000
Install Sidewalk Ramps - CDBG	\$125,000	\$125,000	\$125,000	\$125,000	\$125,000	\$625,000
Roadway Reconstruction	\$350,000	\$350,000	\$350,000	\$350,000	\$350,000	\$1,750,000
Roadway Reconstruction Override 2011	\$463,877	\$475,475	\$487,360	\$499,544	\$512,033	\$2,438,289
Sidewalks and Curbstones	\$500,000	\$500,000	\$500,000	\$500,000	\$500,000	\$2,500,000
Sidewalk Ramp Installation	\$65,000	\$65,000	\$65,000	\$65,000	\$65,000	\$325,000

	2019	2020	2021	2022	2023	Grand Total
VEHICLE REPLACEMENT	\$258,000	\$477,000	\$376,000	\$98,000	\$175,000	\$1,384,000
33,000 GVW Dump Truck w-Plow	\$92,000	\$94,000	\$96,000	\$98,000		\$380,000
3-4 Ton Pick-up, 4wd w-Plow		\$40,000				\$40,000
44,000 GVW, 4WD Truck w-Sander	\$166,000	\$168,000	\$170,000			\$504,000
Backhoe-Loader - 1.5 CY			\$110,000			\$110,000
Street Sweeper		\$175,000			\$175,000	\$350,000
PUBLIC WORKS MER	\$25,000				\$125,000	\$150,000
EQUIPMENT REPLACEMENT	\$25,000				\$125,000	\$150,000
Fork Lift					\$125,000	\$125,000
Pick Up 4x4	\$25,000					\$25,000
PUBLIC WORKS NATURAL RESOURCES DIVISION	\$215,500	\$108,000	\$125,000	\$120,000	\$282,500	\$851,000
EQUIPMENT REPLACEMENT	\$40,000	\$6,000		\$6,000	\$132,500	\$184,500
Small Equipment		\$6,000		\$6,000		\$12,000
Stump Grinder					\$20,000	\$20,000
Ride-On Mower	\$28,000				\$30,000	\$58,000
Ride-On Blower	\$12,000					\$12,000
Skid Steer					\$75,000	\$75,000
Mower Trailer					\$7,500	\$7,500
VEHICLE REPLACEMENT	\$175,500	\$102,000	\$125,000	\$114,000	\$150,000	\$666,500
1 Ton Pickup Truck		\$62,000				\$62,000
1 Ton Pickup Truck w-Dump Body				\$64,000		\$64,000
3-4 Ton Pickup Truck		\$40,000				\$40,000
Boom-Dump-Chip Truck			\$125,000			\$125,000
Bucket Truck	\$150,000				\$150,000	\$300,000
Leaf Vacuum Trailer	\$25,500					\$25,500
Tree Chipper				\$50,000		\$50,000
PUBLIC WORKS PROPERTIES DIVISION		\$20,250,000				\$20,250,000
INFRASTRUCTURE IMPROVEMENT		\$20,250,000				\$20,250,000
DPW Facility - Oversight of Construction		\$250,000				\$250,000
DPW Facility - Site Improvements		\$20,000,000				\$20,000,000
PUBLIC WORKS WATER/SEWER DIVISION	\$2,670,000	\$2,667,000	\$2,702,000	\$2,753,000	\$2,655,000	\$13,447,000
EQUIPMENT REPLACEMENT	\$5,000	\$5,000	\$5,000	\$5,000	\$5,000	\$25,000
Small Equipment	\$5,000	\$5,000	\$5,000	\$5,000	\$5,000	\$25,000
INFRASTRUCTURE IMPROVEMENT	\$2,600,000	\$2,600,000	\$2,650,000	\$2,650,000	\$2,650,000	\$13,150,000
Hydrant and Valve replacement program	\$100,000	\$100,000	\$100,000	\$100,000	\$100,000	\$500,000

	2019	2020	2021	2022	2023	Grand Total
Sewer System Rehabilitation	\$900,000	\$900,000	\$900,000	\$900,000	\$900,000	\$4,500,000
Water System Rehabilitation	\$1,400,000	\$1,400,000	\$1,400,000	\$1,400,000	\$1,400,000	\$7,000,000
Drainage Rehab - Regulatory Compliance (Ch-308)	\$200,000	\$200,000	\$250,000	\$250,000	\$250,000	\$1,150,000
VEHICLE REPLACEMENT	\$65,000	\$62,000	\$47,000	\$98,000		\$272,000
1 ton Dump Truck		\$62,000				\$62,000
33,000 GVW Dump Truck w-Plow				\$98,000		\$98,000
Hydrant & Valve - Crane Truck	\$65,000					\$65,000
Utility Truck			\$47,000			\$47,000
PURCHASING	\$55,000	\$45,000	\$35,000	\$22,000	\$18,000	\$175,000
PHOTOCOPIER PROGRAM	\$55,000	\$45,000	\$35,000	\$22,000	\$18,000	\$175,000
Photocopier Replacement Program	\$55,000	\$45,000	\$35,000	\$22,000	\$18,000	\$175,000
RECREATION	\$60,000	\$2,060,000	\$60,000	\$435,000	\$60,000	\$2,675,000
PARKS PLAYGROUNDS & FIELDS	\$60,000	\$2,060,000	\$60,000	\$435,000	\$60,000	\$2,675,000
ADA Study Implementation Program	\$50,000	\$50,000	\$50,000	\$50,000	\$50,000	\$250,000
Bishop Playground				\$375,000		\$375,000
Feasibility Study	\$10,000	\$10,000	\$10,000	\$10,000	\$10,000	\$50,000
Reservoir Improvements Phase 2		\$2,000,000				\$2,000,000
REDEVELOPMENT BOARD	\$60,000	\$60,000				\$120,000
DEPARTMENTAL PROJECT	\$60,000	\$25,000				\$85,000
ARB - Central Mechanical-Electric-Plumbing-Elevator		\$25,000				\$25,000
ARB - Central School Boiler Replacement	\$50,000					\$50,000
ARB - Security Cameras (3rd Floor-Lower Level)	\$10,000					\$10,000
PUBLIC BUILDING MAINTENANCE		\$35,000				\$35,000
ARB - Central School Exterior stone, chimney repair		\$10,000				\$10,000
ARB - Central School Slate Roof Repair		\$25,000				\$25,000
SCHOOLS	\$2,725,000	\$1,110,000	\$790,000	\$240,000	\$215,000	\$5,080,000
DEPARTMENTAL PROJECT	\$355,000		\$300,000			\$655,000
Dallin - Chiller	\$250,000					\$250,000
Water penetration Bishop			\$300,000			\$300,000
Building Security Updates	\$105,000					\$105,000
INFRASTRUCTURE IMPROVEMENT	\$1,955,000	\$680,000	\$330,000	\$20,000		\$2,985,000
Dallin Gym Ventillation	\$40,000					\$40,000
Hardy Playground	\$200,000	\$300,000				\$500,000
Ottoson Exterior Step Repair		\$20,000		\$20,000		\$40,000
School Playground Upgrades	\$20,000	\$300,000	\$20,000			\$340,000

	2019	2020	2021	2022	2023	Grand Total
Window Screens in Schools	\$60,000	\$60,000	\$60,000			\$180,000
Ottoson HVAC Roof Top Unit	\$250,000		\$250,000			\$500,000
Pierce Solar Shades	\$25,000					\$25,000
Ottoson Music Room Upgrade Study	\$60,000					\$60,000
Hardy School addition supplement	\$1,300,000					\$1,300,000
MAJOR REPAIRS		\$125,000				\$125,000
Landscape Improvements - Bishop School		\$125,000				\$125,000
PHOTOCOPIER PROGRAM	\$120,000	\$120,000	\$120,000	\$120,000	\$120,000	\$600,000
Photocopier Lease Program	\$120,000	\$120,000	\$120,000	\$120,000	\$120,000	\$600,000
STUDENT TRANSPORTATION	\$240,000	\$135,000	\$40,000	\$100,000	\$95,000	\$610,000
Bus #101 - 53 Passenger					\$95,000	\$95,000
Bus #102 - 53 passenger bus		\$95,000				\$95,000
Bus #103 - 77 passenger bus	\$130,000					\$130,000
Bus #105 - 8 passenger Escape			\$40,000			\$40,000
Van #110 - passenger		\$40,000				\$40,000
Bus#107- 53 passenger bus	\$110,000					\$110,000
Bus #108 - 53 passenger bus				\$100,000		\$100,000
VEHICLE REPLACEMENT	\$55,000	\$50,000				\$105,000
Food Services Truck	\$55,000					\$55,000
Replace Truck and Plow		\$50,000				\$50,000
TOWN MANAGER	\$105,000	\$5,000	\$5,000			\$115,000
INFORMATION TECHNOLOGY	\$5,000	\$5,000	\$5,000			\$15,000
Website Enhancements	\$5,000	\$5,000	\$5,000			\$15,000
INFRASTRUCTURE IMPROVEMENT	\$100,000					\$100,000
Space Needs Study, Pool and AHS-Housed Depts	\$100,000					\$100,000
TREASURER			\$40,000			\$40,000
EQUIPMENT REPLACEMENT			\$40,000			\$40,000
Multi-Space Parking Meter Replacement			\$40,000			\$40,000
VETERANS' MEMORIAL RINK ENTERPRISE FUND			\$350,000			\$350,000
MAJOR REPAIRS			\$350,000			\$350,000
Ed Burns Arena Roof Work			\$350,000			\$350,000
Grand Total	\$11,685,027	\$34,909,735	\$8,495,060	\$7,730,544	\$6,968,383	\$69,788,749

	2019	2020	2021	2022	2023	Grand Total
Funding Sources Including CPA						
BOND	\$5,275,000	\$21,933,000	\$2,536,000	\$1,965,000	\$920,000	\$32,629,000
CASH	\$2,795,027	\$2,426,735	\$2,419,060	\$2,225,544	\$2,508,383	\$12,374,749
OTHER	\$3,615,000	\$10,550,000	\$3,540,000	\$3,540,000	\$3,540,000	\$24,785,000
CPA	\$1,203,023	\$760,000		\$475,000	\$650,000	\$3,088,023
Grand Total	\$12,888,050	\$35,669,735	\$8,495,060	\$8,205,544	\$7,618,383	\$72,876,772

Plan Reconciliation

Fiscal Year	FY 2019	FY 2020	FY 2021	FY 2022	FY 2023	Total
Prior Non-Exempt Debt	\$6,506,880	\$5,714,390	\$4,846,727	\$4,164,215	\$3,822,031	\$25,054,243
Cash	\$2,795,027	\$2,426,735	\$2,419,060	\$2,225,544	\$2,508,383	\$12,374,749
New Non-Exempt Debt Service	\$99,313	\$837,475	\$1,921,959	\$3,143,030	\$3,351,896	\$9,353,673
BAN Interest and Principal	\$17,850	\$6,375	\$168,938	\$0	\$0	\$193,163
Total Non-Exempt Tax Burden	\$9,419,069	\$8,984,975	\$9,356,684	\$9,532,789	\$9,682,310	\$46,975,827
Direct funding sources:						
Non-exempt Bond Premium FY2018	(\$3,019)					(\$3,019)
Rink Enterprise Funds	(\$82,591)	(\$79,966)	(\$62,381)	(\$83,906)	(\$81,194)	(\$390,038)
Ambulance Revolving Fund	(\$15,675)	(\$47,175)	(\$30,675)	(\$86,475)	(\$59,280)	(\$239,280)
Capital Carry Forwards	(\$393,382)					(\$393,382)
Antennae Funds	(\$205,546)	(\$192,044)	(\$183,038)	(\$177,032)	(\$173,025)	(\$930,685)
Urban Renewal Fund	(\$43,844)	(\$42,444)	(\$41,044)	(\$39,644)	(\$38,244)	(\$205,219)
Asset Sale Proceeds	(\$250,000)					(\$250,000)
Adjust for Roadway Reconstruction Override 2011	(\$463,877)	(\$475,474)	(\$487,361)	(\$499,545)	(\$512,033)	(\$2,438,290)
Adjust for 2016 and prior Bond Premium	(\$552,822)	(\$516,611)	(\$260,240)			(\$1,329,673)
Adjust for 2018 encumbered debt service						\$0
Net Non-Exempt Plan	\$7,408,314	\$7,631,262	\$8,291,945	\$8,646,188	\$8,818,534	\$40,796,242
Pro Forma Budget	\$148,762,870	\$156,026,748	\$163,262,721	\$170,911,915	\$177,748,399	\$816,712,654
Budget For Plan at 5%	\$7,438,144	\$7,801,337	\$8,163,136	\$8,545,596	\$8,887,420	\$40,835,633
Plan as % of Revenues	4.98%	4.89%	5.08%	5.06%	4.96%	5.00%
Variance From Budget	\$29,830	\$170,076	(\$128,809)	(\$100,592)	\$68,886	\$39,391

ARTICLE 30

CAPITAL BUDGET

To see if the Town will vote to appropriate a sum of money to defray the expense of purchasing, leasing, or bonding of capital equipment, infrastructure, buildings or other projects of the Town or to acquire real property for municipal purposes; to appropriate a sum of money to fund previously incurred or future Town debt, to acquire land for said projects where necessary by purchase, eminent domain taking or otherwise, determine how the money shall be raised including the possibility of borrowing any or all of the same, or the transfer of funds from any previous appropriation, determine how such money shall be expended, or take any action related thereto.

(Inserted by the Board of Selectmen, and at the request of the
Town Manager and the Capital Planning Committee)

VOTED: (1) That the sum of \$12,857,157 be and hereby is appropriated for various capital projects and equipment as shown below, and expended under the direction of the Town Manager, said sum to be raised by general tax:

(This space intentionally blank)

Exhibit III Capital Vote

Item	Amount	Project	Department
1.	\$ 40,000	Exercise Equipment & Furniture - Cardio	COMMUNITY SAFETY - FIRE SERVICES
2.	\$ 35,000	SCBA Compressor Replacement	COMMUNITY SAFETY - FIRE SERVICES
3.	\$ 5,000	Apparatus Bay Floor Resurfacing Park Circle	COMMUNITY SAFETY - FIRE SERVICES
4.	\$ 55,000	Truck F250 for M1 replacing #1019	COMMUNITY SAFETY - FIRE SERVICES
5.	\$ 4,500	Laser Radar	COMMUNITY SAFETY - POLICE SERVICES
6.	\$ 131,000	Vehicle Replacement Program	COMMUNITY SAFETY - POLICE SERVICES
7.	\$ 15,000	Van Replacement Program	COUNCIL ON AGING TRANSPORTATION ENTERPRISE FUND
8.	\$ 15,000	Veterans Records Kiosk	HEALTH & HUMAN SERVICES
9.	\$ 32,500	Volumetric calibration trailer for oil trucks	HEALTH & HUMAN SERVICES
10.	\$ 10,000	Veterans Memorials Repairs	HEALTH & HUMAN SERVICES
11.	\$ 12,000	Conference Room Presentation Technology Program	INFORMATION TECHNOLOGY
12.	\$ 40,000	School - Software Licensing	INFORMATION TECHNOLOGY
13.	\$ 50,000	Town Software Upgrades & Standardization	INFORMATION TECHNOLOGY
14.	\$ 40,000	School - Admin Computers and Peripherals	INFORMATION TECHNOLOGY
15.	\$ 60,000	Town Microcomputer Program	INFORMATION TECHNOLOGY
16.	\$ 25,000	School - Network Infrastructure	INFORMATION TECHNOLOGY
17.	\$ 25,000	Vehicle Replacement	INSPECTIONS
18.	\$ 43,650	MLN Equipment Schedule FY19-23	LIBRARY
19.	\$ 50,000	Front Door Replacement	LIBRARY
20.	\$ 8,000	Dallin Library Entry Updates	PLANNING
21.	\$ 5,000	Parmenter School Walkway	PLANNING
22.	\$ 5,000	Jefferson Cutter House Egress Repairs	PLANNING
23.	\$ 40,000	3-4 T Pick-up Truck; 4wd w- Plow	PUBLIC WORKS CEMETERY DIVISION
24.	\$ 17,000	Sander Body	PUBLIC WORKS HIGHWAY DIVISION
25.	\$ 5,000	Small Equipment	PUBLIC WORKS HIGHWAY DIVISION
26.	\$ 12,000	Snow Plow Replacement	PUBLIC WORKS HIGHWAY DIVISION
27.	\$ 350,000	Roadway Reconstruction	PUBLIC WORKS HIGHWAY DIVISION
28.	\$ 463,877	Roadway Reconstruction Override 2011	PUBLIC WORKS HIGHWAY DIVISION
29.	\$ 500,000	Sidewalks and Curbstones	PUBLIC WORKS HIGHWAY DIVISION
30.	\$ 65,000	Sidewalk Ramp Installation	PUBLIC WORKS HIGHWAY DIVISION
31.	\$ 25,000	Pick Up 4x4	PUBLIC WORKS MER
32.	\$ 28,000	Ride-On Mower	PUBLIC WORKS NATURAL RESOURCES DIVISION
33.	\$ 12,000	Ride-On Blower	PUBLIC WORKS NATURAL RESOURCES DIVISION
34.	\$ 25,500	Leaf Vacuum Trailer	PUBLIC WORKS NATURAL RESOURCES DIVISION
35.	\$ 55,000	Photocopier Replacement Program	PURCHASING
36.	\$ 50,000	ADA Study Implementation Program	RECREATION
37.	\$ 10,000	Feasibility Study	RECREATION
38.	\$ 40,000	Dallin Gym Ventillation	SCHOOLS
39.	\$ 20,000	School Playground Upgrades	SCHOOLS
40.	\$ 60,000	Window Screens in Schools	SCHOOLS
41.	\$ 25,000	Pierce Solar Shades	SCHOOLS
42.	\$ 60,000	Ottoson Music Room Upgrade Study	SCHOOLS
43.	\$ 120,000	Photocopier Lease Program	SCHOOLS
44.	\$ 5,000	Website Enhancements	TOWN MANAGER
45.	\$ 100,000	Space Needs Study, Pool and AHS-Housed Depts	TOWN MANAGER
	\$ 2,795,027		Acquisitions Total
	\$ 12,202,118	Prior Debt Service	
	\$ 135,163	New Debt Service	
	\$ (15,675)	Less Transfer from Ambulance Revolving Fund	
	\$ (205,546)	Less Antenna Funds	
	\$ (3,019)	Less Adjustment for Bond Premiums	
	\$ (82,591)	Less Ed Burns Rink Adjustment	
	\$ (43,844)	Less Urban Renewal Fund	
	\$ (393,382)	Less Capital Carry Forward	
	\$ (250,000)	Less Asset Sale Proceeds	
	\$ 14,138,251	Acquisition and Debt Service Subtotal	
	\$ (439,994)	Less Enterprise Fund Debt Service Appropriation	
	\$ (841,100)	Less MWRA Loan Payments in W/S Enterprise Fund	
	\$ 12,857,157		Total Appropriation

(2) That the various capital projects and equipment purchases shown below shall be undertaken and financed by grants or other funds as shown below, such grants to be expended under the direction of the Town Manager.

Item	Amount	Project	Department
1.	\$ 10,000	Headstone Cleaning & Repair	PUBLIC WORKS CEMETERY DIVISION
2.	\$ 750,000	Chapter 90 Roadway	PUBLIC WORKS HIGHWAY DIVISION
3.	\$ 125,000	Install Sidewalk Ramps - CDBG	PUBLIC WORKS HIGHWAY DIVISION
4.	\$ 5,000	Small Equipment	PUBLIC WORKS WATER/SEWER DIVISION
5.	\$ 100,000	Hydrant and Valve replacement program	PUBLIC WORKS WATER/SEWER DIVISION
6.	\$ 900,000	Sewer System Rehabilitation	PUBLIC WORKS WATER/SEWER DIVISION
7.	\$ 1,400,000	Water System Rehabilitation	PUBLIC WORKS WATER/SEWER DIVISION
8.	\$ 200,000	Drainage Rehab - Regulatory Compliance (Ch-308)	PUBLIC WORKS WATER/SEWER DIVISION
9.	\$ 65,000	Hydrant & Valve - Crane Truck	PUBLIC WORKS WATER/SEWER DIVISION
10.	\$ 50,000	ARB - Central School Boiler Replacement	REDEVELOPMENT BOARD
11.	\$ 10,000	ARB - Security Cameras (3rd Floor-Lower Level)	REDEVELOPMENT BOARD
	\$ 3,615,000		Grand Total

(3) That the sum of \$3,975,000 be and hereby is appropriated for extraordinary repairs to public facilities, acquisition of land and the purchase and installation of equipment and for costs incidental and related thereto as follows:

Item	Amount	Project	Department	Statutory Citation Chap. 44 Sec(), or any Enabling Authority
1.	\$ 375,000	Radio Upgrade-Replacement Program	COMMUNITY SAFETY - POLICE SERVICES	7(1)
2.	\$ 100,000	Town Hall - Renovations	FACILITIES	7(1)
3.	\$ 410,000	School - Replacement Academic PC's District Wide	INFORMATION TECHNOLOGY	7(1)
4.	\$ 85,000	Elevator - Overhaul	LIBRARY	7(1)
5.	\$ 237,000	HVAC Replacement	LIBRARY	7(1)
6.	\$ 100,000	Senior Center Architecture Plans	PLANNING	7(1)
7.	\$ 1,100,000	Bridge Construction Mystic - Mill Brook	PUBLIC WORKS ENGINEERING DIVISION	7(1)
8.	\$ 60,000	Traffic Signal Maint & Upgrades	PUBLIC WORKS HIGHWAY DIVISION	7(1)
9.	\$ 92,000	33,000 GVW Dump Truck w-Plow	PUBLIC WORKS HIGHWAY DIVISION	7(1)
10.	\$ 166,000	44,000 GVW, 4WD Truck w-Sander	PUBLIC WORKS HIGHWAY DIVISION	7(1)
11.	\$ 150,000	Bucket Truck	PUBLIC WORKS NATURAL RESOURCES DIVISION	7(1)
12.	\$ 250,000	Dallin - Chiller	SCHOOLS	7(1)
13.	\$ 105,000	Building Security Updates	SCHOOLS	7(1)
14.	\$ 200,000	Hardy Playground	SCHOOLS	7(1)
15.	\$ 250,000	Ottoson HVAC Roof Top Unit	SCHOOLS	7(1)
16.	\$ 130,000	Bus #103 - 77 passenger bus	SCHOOLS	7(1)
17.	\$ 110,000	Bus#107- 53 passenger bus	SCHOOLS	7(1)
18.	\$ 55,000	Food Services Truck	SCHOOLS	7(1)
	\$ 3,975,000		Grand Total	

And that the Treasurer, with the approval of the Board of Selectman, is hereby authorized to borrow not exceeding the sum of \$3,975,000 under and pursuant to the statutes cited above (requires a 2/3 vote), and any other enabling authority, and to issue bonds or notes of the Town therefor, said sum to be expended under the direction of the Town Manager.

- (4) That the Town Manager is authorized and directed to apply for and accept any further federal, state or other grants that may be available for any one or more of the foregoing projects and equipment.**
- (5) Notwithstanding the foregoing, in the event that monies are not expended for the purposes delineated above then the Comptroller is authorized and directed not to transfer these excess funds to available funds, but said funds shall remain and be accounted for in the warrant article pending further vote of the Town Meeting, except as otherwise provided by law, and,**
- (6) That any amounts appropriated under Section (3) above for a particular purpose under a specified section of Chapter 44 and not needed for such purpose may be expended by the Town Manager, with the approval of the Capital Planning Committee, for any other purpose listed in Section (3) above under the same section of Chapter 44.**
- (7) That any premium received by the Town upon the sale of any bonds or notes approved by this vote, less any such premium applied to the payment of the costs of issuance of such bonds or notes, may be applied to the payment of costs approved by this vote in accordance with Chapter 44, Section 20 of the General Laws, thereby reducing the amount authorized to be borrowed to pay such costs by a like amount.**
- (8) That the provision of Article 3 of the January 25, 2016 Special Town Meeting providing that any proceeds of sale up to \$1,000,000 of an asset of the Town identified as a Building and Lot located at 1207 Massachusetts Avenue Parcel Id. No. 57-4-14 (Page No. 5873 Lot No. 485) shall be used as a cash authorization to offset debt authorized under the vote on Article 3, is hereby amended such that the proceeds of sale may be applied to any capital purpose voted by any Town Meeting, said sums to be expended under the direction of the Town Manager.**

Buildings Used by the Town of Arlington in 2018

<u>Building</u>	<u>Footprint Square Feet (source)</u>	<u>Year Built</u>	<u>Year of Completing Last Major Renovation</u>	<u>Estimated Year of Completing Next Major Renovation</u>
Community Safety Buildings				
Tower Fire Station (Park Circle)	2,700	2007		
Highland Fire Station	6,503	1929	2011	
Central Fire Station (Headquarters)	12,738	1926	2015	
Community Safety Building	20,780	1983	2017	
Dog Pound	1,214 (a)			
Public School Buildings				
Bishop Elem. School	51,367	1950	2002	
Brackett Elem. School	57,670	2000		
Dallin Elem. School	68,578	1956	2005	
Hardy Elem. School	55,107	1926	2001	Addition 2018
Peirce Elem. School	48,500	2002		
Stratton Elem. School	63,300	1962	1968 & 2011	2017
Thompson Elem. School	59,000	2013		Addition 2017
Gibbs School (reverting to School Dept June 2017)	69,000	1928	1972	2018
Ottoson Middle School	154,380	1920	1998	
Arlington High School (4 buildings)	394,106	1914 to 1980		2022
Pierce Field "Snack Shack"		2007		
Spy Pond Field House	870 (a)			
Libraries				
Robbins Library	46,003	1892	1992	
Fox Library	6,683	1940	1952	
Managed by Arlington Redevelopment Board				
Former Central School Bldg.	18746 (a)	1894 (d)	1985	2021
Former Crosby School Bldg.	40167 (a)	1895	1991	Sold 2012
Jefferson Cutter House	3,444	1817 (W)	2016	
23 Maple St. (Group Home)	4,760	1862	2008	
Managed by the Town Manager's Office				
Former Parmenter School Bldg.	27616 (a)	1926	1988	
Former Dallin Library Bldg.	4164(a)	1937	1999	
Dept. of Public Works				
Bldg.-A (Director/Engineer/Inspection)	16608 (a)	1920	1987?	2020
Bldg.-B (Assembly Hall)	8568 (a)	1950	1987?	2020
Bldg.-C (Maintenance Garage)	40000 (a)			2020
Bldg.-D (Snow Fighting Garage)	6402 (a)			2020
Bldg.-E (Small Salt Shed)	2304 (a)			2020
Bldg.-G (Large Salt Shed)				2020
Transfer Station	1332 (a)			
Ryder Street Garage	5292 (a)	1950		
Cemetery Dept.				
Cem. Bldg.-A (Chapel & Office)	2016 (m)	1903		2017

Buildings Used by the Town of Arlington in 2018

<u>Building</u>	<u>Footprint Square Feet (source)</u>	<u>Year Built</u>	<u>Year of Completing Last Major Renovation</u>	<u>Estimated Year of Completing Next Major Renovation</u>
Cem. Garage	825 (m)	c. 1952		
Parks & Recreation				
Sports Center Rink	25,680	1969	2016	
Bath House at Arlington Reservoir	815 (a)			2018
Pump House at Arlington Reservoir				2018
Other Town-owned Bldgs.				
Arlington Town Hall & Annex	45,612 (see above)	1913 1955	2011 2011	In Process In Process
Jarvis House (Law Office)	2809 (a)	1815		
Mt. Gilboa House	1,960	1924		
Whittemore Robbins House	1236 (a)	1799	1995	

Sources: (a) appraisal in 1979 and 1980; (d) Richard Duffy, (m) Mark Miano

Note 1: This table is the latest draft of a work in progress. It includes all relevant information that the Capital Planning Committee has collected. We will continue to look for corrections and additional information.

	2017	2018	2019	Grand Total
BOARD OF SELECTMEN	\$5,200			\$5,200
Photocopier lease	\$5,200			\$5,200
COMMUNITY SAFETY - FIRE SERVICES	\$1,203,000	\$900,000	\$135,000	\$2,238,000
Exercise Equipment & Furniture - Cardio			\$40,000	\$40,000
Ladder 1 #1009 Tower Unit	\$1,200,000			\$1,200,000
Photocopier	\$3,000			\$3,000
Purchase New Engine-Pump - Replace #1007		\$575,000		\$575,000
Replace Staff Vehicle #1001 2008 Ford Expedition		\$55,000		\$55,000
Rescue Boat, Motor & Trailor		\$30,000		\$30,000
Rescue-Ambulance 2008 Ford Osage		\$240,000		\$240,000
SCBA Compressor Replacement			\$35,000	\$35,000
Apparatus Bay Floor Resurfacing Park Circle			\$5,000	\$5,000
Truck F250 for M1 replacing #1019			\$55,000	\$55,000
COMMUNITY SAFETY - POLICE SERVICES	\$201,500	\$250,500	\$510,500	\$962,500
AVL Automatic Vehicle Location System	\$6,000			\$6,000
Bullet Proof Vest Program	\$15,000	\$17,000		\$32,000
Laser Radar	\$4,500	\$4,500	\$4,500	\$13,500
License Plate Reader	\$25,000			\$25,000
Photocopier	\$6,000			\$6,000
Radio Upgrade/Replacement Program	\$14,000			\$14,000
Radio Upgrade-Replacement Program		\$0	\$375,000	\$375,000
Service Weapons		\$30,000		\$30,000
Tablet Personnel Computers		\$68,000		\$68,000
Vehicle Replacement Program	\$131,000	\$131,000	\$131,000	\$393,000
COMPROLLER	\$87,000			\$87,000
MUNIS - New/Updated Software Options	\$87,000			\$87,000
COUNCIL ON AGING TRANSPORTATION ENTERPRISE FUND	\$15,000		\$15,000	\$30,000
Van Replacement Program	\$15,000		\$15,000	\$30,000
FACILITIES		\$118,000	\$100,000	\$218,000
Buildings Rehab Consultant Services		\$18,000		\$18,000
Town Hall - Renovations		\$100,000	\$100,000	\$200,000
HEALTH & HUMAN SERVICES	\$47,800	\$17,500	\$57,500	\$122,800
AYCC Photocopier	\$2,800			\$2,800
Medical Record Software - AYCC	\$35,000			\$35,000
Veterans Memorials Repairs			\$10,000	\$10,000
Veterans Records Scanning Project		\$17,500		\$17,500
Volumetric calibration trailer for oil trucks			\$32,500	\$32,500
Whittemore Robbins House - Kitchen Plans	\$10,000			\$10,000
Veterans Records Kiosk			\$15,000	\$15,000
INFORMATION TECHNOLOGY	\$974,000	\$637,365	\$637,000	\$2,248,365
Building Security Elements	\$20,000			\$20,000
Department needs assessment- consultant	\$35,000			\$35,000
IT/Comproller Department Alarm System	\$30,000			\$30,000
Replacement of Receivables Package	\$200,000			\$200,000
School - Replacement Academic PC's District Wide	\$419,000	\$427,365	\$410,000	\$1,256,365
School - Software Licensing	\$40,000	\$40,000	\$40,000	\$120,000
School Dept. Admin Computers	\$40,000			\$40,000
School Dept. Admin Computers and Peripherals		\$40,000		\$40,000
School Network Infrastructure	\$50,000	\$20,000		\$70,000

	2017	2018	2019	Grand Total
Town Network Infrastructure - Wireless Coverage	\$30,000			\$30,000
Town Software Upgrades & Standardization	\$50,000	\$50,000	\$50,000	\$150,000
Town-Microcomputer Program	\$60,000	\$60,000		\$120,000
School - Admin Computers and Peripherals			\$40,000	\$40,000
Town Microcomputer Program			\$60,000	\$60,000
School - Network Infrastructure			\$25,000	\$25,000
Conference Room Presentation Technology Program			\$12,000	\$12,000
INSPECTIONS	\$30,000		\$25,000	\$55,000
Photocopier lease	\$5,000			\$5,000
Replace 2006 Toyota Matrix	\$25,000			\$25,000
Vehicle Replacement			\$25,000	\$25,000
LEGAL/WORKERS' COMPENSATION	\$5,000			\$5,000
Photocopier	\$5,000			\$5,000
LIBRARY	\$43,100	\$42,000	\$415,650	\$500,750
Concrete Sidewalk Repair		\$10,000		\$10,000
Elevator - Overhaul			\$85,000	\$85,000
Elevator Cab Refurbish	\$3,000			\$3,000
HVAC Replacement			\$237,000	\$237,000
MLN Computer Project	\$32,000			\$32,000
MLN Equipment Schedule FY18-22		\$32,000		\$32,000
PC Vend Printing/Photocopier Project	\$5,100			\$5,100
Roof drainage - external	\$3,000			\$3,000
MLN Equipment Schedule FY19-23			\$43,650	\$43,650
Front Door Replacement			\$50,000	\$50,000
PLANNING	\$76,500	\$418,000	\$118,000	\$612,500
Dallin Library Entry Updates		\$8,000	\$8,000	\$16,000
Gateway Project Phase 2 & 3	\$20,000			\$20,000
Install Wall Mount AC Unit - 2nd Floor Conference Room	\$8,000			\$8,000
MGR - Dallin Library Exterior Painting	\$20,000			\$20,000
MGR - Parmenter - Roof Replacement & Gutter Repairs	\$20,000			\$20,000
Parmenter School Walkway		\$10,000	\$5,000	\$15,000
Photocopier/Equipment	\$2,500			\$2,500
Senior Center Architecture Plans		\$400,000	\$100,000	\$500,000
Upgrade large format printer	\$6,000			\$6,000
Jefferson Cutter House Egress Repairs			\$5,000	\$5,000
PUBLIC WORKS ADMINISTRATION	\$25,000	\$32,000		\$57,000
Mall Lights		\$32,000		\$32,000
Roadway Consulting Services	\$25,000			\$25,000
PUBLIC WORKS CEMETERY DIVISION	\$105,000	\$10,000	\$50,000	\$165,000
1 Ton Truck	\$45,000			\$45,000
3-4 T Pick-up Truck; 4wd w- Plow			\$40,000	\$40,000
Cemetery Chapel/Garage Rehab	\$50,000			\$50,000
Headstone Cleaning & Repair	\$10,000	\$10,000	\$10,000	\$30,000
PUBLIC WORKS ENGINEERING DIVISION	\$305,000		\$1,100,000	\$1,405,000
Bridge Replacement Design Mystic/Mill Brook	\$250,000			\$250,000
Roadway Consulting Services	\$25,000			\$25,000
Utility Vehicle	\$30,000			\$30,000
Bridge Construction Mystic - Mill Brook			\$1,100,000	\$1,100,000
PUBLIC WORKS HIGHWAY DIVISION	\$2,829,525	\$2,764,563	\$2,605,877	\$8,199,965

	2017	2018	2019	Grand Total
1 ton Dump Truck	\$65,000			\$65,000
1 Ton Dump Truck w/Plow/Sander	\$65,000			\$65,000
1 Ton Utility w/Gate Lift	\$47,000			\$47,000
33,000 GVW Dump Truck w-Plow			\$92,000	\$92,000
3-4 Ton Pick up Truck w-lift gates & plows (2)		\$85,000		\$85,000
44,000 GVW, 4WD Truck w-Sander			\$166,000	\$166,000
4WD Truck w/Sander, 44,000 GVW	\$162,000			\$162,000
4WD Truck w/Sander, 44,000 GVW (w/dump body)	\$175,000			\$175,000
Catch Basin Cleaner - Clam Shell		\$150,000		\$150,000
Chapter 90 Roadway	\$750,000	\$750,000	\$750,000	\$2,250,000
Install Sidewalk Ramps	\$65,000	\$65,000		\$130,000
Install Sidewalk Ramps - CDBG	\$125,000	\$125,000	\$125,000	\$375,000
Loader 3 CY Capacity		\$175,000		\$175,000
Roadway Reconstruction	\$350,000	\$350,000	\$350,000	\$1,050,000
Roadway Reconstruction Override 2011	\$441,525	\$452,563	\$463,877	\$1,357,965
Sander Body	\$17,000	\$17,000	\$17,000	\$51,000
Sidewalks and Curbstones	\$500,000	\$500,000	\$500,000	\$1,500,000
Sign Shop Printer		\$30,000		\$30,000
Small Equipment	\$5,000	\$5,000	\$5,000	\$15,000
Snow Plow - (1 per 2 yr.)	\$12,000			\$12,000
Snow Plow Replacement			\$12,000	\$12,000
Traffic Signal Maint & Upgrades	\$50,000	\$60,000	\$60,000	\$170,000
Sidewalk Ramp Installation			\$65,000	\$65,000
PUBLIC WORKS MER		\$14,000	\$25,000	\$39,000
Tire Balancer		\$5,500		\$5,500
Tire Changer Machine		\$8,500		\$8,500
Pick Up 4x4			\$25,000	\$25,000
PUBLIC WORKS NATURAL RESOURCES DIVISION	\$80,000	\$281,000	\$215,500	\$576,500
Bucket Truck			\$150,000	\$150,000
Leaf Vacuum Trailer			\$25,500	\$25,500
Small Equipment		\$6,000		\$6,000
Tree Chipper	\$80,000			\$80,000
Work Crane - 120' Boom		\$275,000		\$275,000
Ride-On Mower			\$28,000	\$28,000
Ride-On Blower			\$12,000	\$12,000
PUBLIC WORKS PROPERTIES DIVISION	\$1,150,000			\$1,150,000
DPW Facility - Architectural Design	\$1,000,000			\$1,000,000
DPW Facility Oversight of Design/Construction	\$50,000			\$50,000
Town Hall - Renovations	\$100,000			\$100,000
PUBLIC WORKS WATER/SEWER DIVISION	\$2,420,000	\$2,555,000	\$2,670,000	\$7,645,000
Backhoe		\$125,000		\$125,000
Drainage Rehab-Regulatory Compliance (Ch-308)	\$150,000	\$200,000		\$350,000
Hydrant & Valve - Crane Truck			\$65,000	\$65,000
Hydrant and Valve replacement program	\$100,000	\$100,000	\$100,000	\$300,000
Mini Excavator	\$65,000			\$65,000
Sewer System Rehabilitation	\$900,000	\$900,000	\$900,000	\$2,700,000
Small Equipment	\$5,000	\$5,000	\$5,000	\$15,000
Small Van		\$25,000		\$25,000
Water System Rehabilitation	\$1,200,000	\$1,200,000	\$1,400,000	\$3,800,000

	2017	2018	2019	Grand Total
Drainage Rehab - Regulatory Compliance (Ch-308)			\$200,000	\$200,000
PURCHASING		\$52,000	\$55,000	\$107,000
Photocopier Replacement		\$52,000		\$52,000
Photocopier Replacement Program			\$55,000	\$55,000
RECREATION	\$85,000	\$190,000	\$60,000	\$335,000
ADA Study Implementation Program	\$50,000	\$60,000	\$50,000	\$160,000
Feasibility Study	\$35,000	\$10,000	\$10,000	\$55,000
Playground Improvements		\$50,000		\$50,000
Reservoir Beach Mechanical Repairs		\$20,000		\$20,000
Summer St. Field Fencing Upgrades		\$50,000		\$50,000
REDEVELOPMENT BOARD	\$100,000	\$131,500	\$60,000	\$291,500
ARB - 23 Maple Entrance exterior steps & railing	\$90,000			\$90,000
ARB - 23 Maple Street Kitchen		\$60,000		\$60,000
ARB - Central Mechanical-Electric-Plumbing-Elevator		\$25,000		\$25,000
ARB - Central School Boiler Replacement			\$50,000	\$50,000
ARB - Central School Front Lobby Bathroom		\$15,000		\$15,000
ARB - Central School Slate Roof Repair		\$25,000		\$25,000
ARB - Installation of 2 Security Cameras (2nd Floor)	\$10,000			\$10,000
ARB - Replace-Repair Central School AC Compressors		\$6,500		\$6,500
ARB - Security Cameras (3rd Floor-Lower Level)			\$10,000	\$10,000
SCHOOLS	\$7,131,000	\$5,115,000	\$2,725,000	\$14,971,000
Bus #103 - 77 passenger bus			\$130,000	\$130,000
Bus #106 - 53 passenger	\$95,000			\$95,000
Bus #106 - 77 passenger bus		\$130,000		\$130,000
Bus #111 - 77 passenger bus		\$130,000		\$130,000
Dallin - Chiller			\$250,000	\$250,000
Dallin Gym Ventillation		\$10,000	\$40,000	\$50,000
Dry erase boards, High School	\$90,000			\$90,000
Dry erase boards, Ottoson	\$45,000			\$45,000
Exterior Door Replacement AHS	\$30,000	\$10,000		\$40,000
Food Services Truck			\$55,000	\$55,000
Hardy Playground			\$200,000	\$200,000
Hardy School Expansion		\$3,500,000		\$3,500,000
Maintenance Service Van		\$40,000		\$40,000
Menotomy Preschool renovation	\$125,000			\$125,000
Ottoson Front Entry Upgrade		\$50,000		\$50,000
Ottoson Music Room Upgrade		\$10,000		\$10,000
Ottoson Partial Roof Replacement		\$35,000		\$35,000
Photocopier Lease Program	\$120,000	\$120,000	\$120,000	\$360,000
Purchase Snow Cat	\$125,000			\$125,000
Replace Menotomy Preschool playground	\$46,000			\$46,000
Replace retaining wall Ottoson	\$20,000			\$20,000
School Playground Upgrades		\$20,000	\$20,000	\$40,000
Stratton Building Improvements	\$3,220,000			\$3,220,000
Stratton Modulares - Additional Classroom Space	\$3,100,000			\$3,100,000
Track Replacement AHS	\$115,000			\$115,000
Window Screens in Schools		\$60,000	\$60,000	\$120,000
Gibbs School Renovation		\$1,000,000		\$1,000,000
Ottoson HVAC Roof Top Unit			\$250,000	\$250,000

	2017	2018	2019	Grand Total
Building Security Updates			\$105,000	\$105,000
Pierce Solar Shades			\$25,000	\$25,000
Ottoson Music Room Upgrade Study			\$60,000	\$60,000
Bus#107- 53 passenger bus			\$110,000	\$110,000
Hardy School addition supplement			\$1,300,000	\$1,300,000
TOWN MANAGER	\$25,000	\$5,000	\$105,000	\$135,000
Electric Vehicle Charging Station	\$15,000			\$15,000
Photocopier	\$5,000			\$5,000
Website Enhancements	\$5,000	\$5,000	\$5,000	\$15,000
Space Needs Study, Pool and AHS-Housed Depts			\$100,000	\$100,000
TREASURER	\$6,000			\$6,000
Photocopier	\$6,000			\$6,000
Grand Total	\$16,949,625	\$13,533,428	\$11,685,027	\$42,168,080

Town of Arlington
 Five Year Plan - New Non-Exempt Debt Service
 FY 2019 - FY 2023

		2019	2020	2021	2022	2023	Grand Total
BOARD OF SELECTMEN							
	Voting Machines	10	\$1,925	\$14,850	\$14,465	\$14,080	\$45,320
COMMUNITY SAFETY - FIRE SERVICES							
	Engine Pumper to Replace #1006	20			\$12,000	\$54,000	\$66,000
	Lighting Plant replace 2001 Ford vehicle #1015	10			\$1,400	\$9,800	\$11,200
	Portable Radio Replacement	7	\$2,625	\$26,679	\$25,929	\$25,179	\$80,411
	Rescue-Ambulance replacing 2013 Ford Horton	5		\$4,550	\$61,100	\$59,280	\$124,930
COMMUNITY SAFETY - POLICE SERVICES							
	Radio Upgrade-Replacement Program	7	\$6,563	\$75,131	\$150,549	\$146,264	\$520,485
FACILITIES							
	Town Hall - Renovations	20	\$1,750	\$10,250	\$18,575	\$26,975	\$91,000
INFORMATION TECHNOLOGY							
	School - Replacement academic PC's district wide	5	\$7,175	\$103,350	\$194,480	\$283,810	\$962,155
LIBRARY							
	Elevator - Overhaul	20	\$1,488	\$7,225	\$7,076	\$6,928	\$29,495
	Fox Library Elevator	20			\$3,500	\$17,000	\$37,150
	HVAC Replacement	20	\$4,148	\$20,145	\$19,730	\$19,316	\$82,239
PLANNING							
	Senior Center Architecture Plans	20		\$8,750	\$42,500	\$41,625	\$133,625
	Senior Center Renovation	20		\$70,000	\$340,000	\$333,000	\$1,069,000
PUBLIC WORKS CEMETERY DIVISION							
	Backhoe	7				\$3,375	\$3,375
PUBLIC WORKS ENGINEERING DIVISION							
	Bridge Construction Mystic - Mill Brook	20	\$19,250	\$93,500	\$91,575	\$89,650	\$381,700
PUBLIC WORKS HIGHWAY DIVISION							
	1 Ton Dump Truck w-Plow-Sander	7			\$1,190	\$12,094	\$11,754
	33,000 GVW Dump Truck w-Plow	7	\$1,610	\$18,008	\$34,301	\$50,726	\$169,921
	44,000 GVW, 4WD Truck w-Sander	7	\$2,905	\$32,464	\$61,549	\$87,140	\$268,679
	Backhoe-Loader - 1.5 CY	7			\$1,925	\$19,564	\$19,014
	Street Sweeper	10		\$3,063	\$23,625	\$23,013	\$76,475
	Traffic Signal Maint & Upgrades	20	\$1,050	\$6,150	\$11,145	\$16,185	\$56,100
PUBLIC WORKS NATURAL RESOURCES DIVISION							
	1 Ton Pickup Truck	7		\$1,085	\$11,027	\$10,717	\$33,236
	1 Ton Pickup Truck w-Dump Body	7			\$1,280	\$11,703	\$12,983
	Boom-Dump-Chip Truck	7			\$2,188	\$22,232	\$21,607
	Bucket Truck	7	\$2,625	\$26,679	\$25,929	\$25,179	\$108,589
PUBLIC WORKS PROPERTIES DIVISION							
	DPW Facility - Oversight of Construction	20			\$4,375	\$21,250	\$20,813
	DPW Facility - Site Improvements	20			\$227,500	\$1,105,000	\$1,082,250
PUBLIC WORKS WATER/SEWER DIVISION							
	1 Ton Dump Truck	7		\$1,085	\$11,027	\$10,717	\$33,236
	33,000 GVW Dump Truck w-Plow	7			\$1,960	\$17,920	\$19,880
	Utility Truck	7			\$823	\$8,359	\$8,124
RECREATION							
	Bishop Playground	10			\$7,500	\$52,500	\$60,000
	Reservoir Improvements Phase 2	20		\$35,000	\$170,000	\$166,500	\$534,500
SCHOOLS							
	Building Security Updates	5	\$1,838	\$24,675	\$23,940	\$23,205	\$96,128
	Bus #102 - 53 passenger bus	5		\$1,663	\$22,325	\$21,660	\$66,643

Town of Arlington
 Five Year Plan - New Non-Exempt Debt Service
 FY 2019 - FY 2023

		2019	2020	2021	2022	2023	Grand Total	
SCHOOLS	Bus #103 - 77 passenger bus	5	\$2,275	\$30,550	\$29,640	\$28,730	\$119,015	
	Bus #108 - 53 passenger bus	5				\$2,000	\$26,000	
	Bus#107- 53 passenger bus	5	\$1,925	\$25,850	\$25,080	\$24,310	\$100,705	
	Dallin - Chiller	20	\$4,375	\$21,250	\$20,813	\$20,375	\$19,938	\$86,750
	Food Services Truck	7	\$963	\$9,782	\$9,507	\$9,232	\$8,957	\$38,441
	Gibbs School Renovation	20	\$8,750	\$42,500	\$41,625	\$40,750	\$39,875	\$173,500
	Hardy Playground	15	\$3,500	\$25,583	\$50,367	\$49,200	\$48,033	\$176,683
	Hardy School addition supplement	20	\$22,750	\$110,500	\$108,225	\$105,950	\$103,675	\$451,100
	Landscape Improvements - Bishop School	15		\$2,188	\$12,708	\$12,417	\$12,125	\$39,438
	Ottoson HVAC Roof Top Unit	20	\$4,375	\$21,250	\$25,188	\$41,625	\$40,750	\$133,188
School Playground Upgrades	10		\$5,250	\$40,500	\$39,450	\$38,400	\$123,600	
Water penetration Bishop	20			\$5,250	\$25,500	\$24,975	\$55,725	
VETERANS' MEMORIAL RINK ENTERPRISE FUND								
	Ed Burns Arena Roof Work	20			\$6,125	\$29,750	\$29,138	\$65,013
Grand Total			\$99,313	\$837,475	\$1,921,959	\$3,143,030	\$3,351,896	\$9,353,673

