

ABAC Meeting Presentation

03-16-22

Daniel Amstutz, Town of Arlington
Department of Planning & Community
Development



Items in this Presentation

1. Minuteman Bikeway Planning Project update
2. MassTrails Grant – Mystic River to Minuteman Bikeway Feasibility Study
3. Bikeway and BLUEbikes trip data



Introduction to Access Points, Trailheads & Waysides



- Second public meeting held on Wednesday, March 2. Covered work to date and did polling about waysides and trailheads.
- About 35 people attended
- Meeting recording forthcoming; will send around email + possible Town notice once that is uploaded
- Recommendations being developed; third and final public meeting TBD (likely after Town Meeting)

Mystic River to Bikeway Project



Character Zones

- A. Summer St/Mill St/Buzzell Field
- B. Mystic St at Summer St
- C. Lower Mystic Lake
- D. The Rotaries
- E. East End



TOOLE
DESIGN

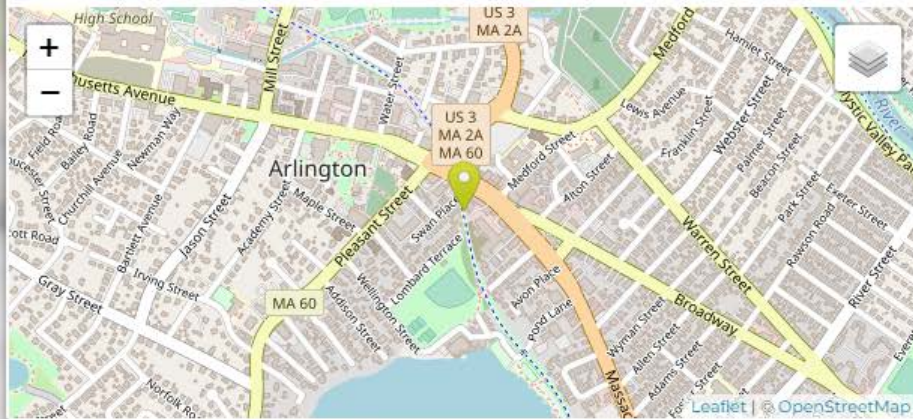
- Next public meeting is **Wednesday March 30 at 7:30 pm**; register at: <https://www.arlingtonma.gov/Home/Components/Calendar/Event/29150/18?backlist=%2fhome>
- Alternatives and cross sections for proposed route and intersections will be presented
- Public survey to be released after the meeting as well, with deadline to respond in mid April
- Next steps
 - Existing conditions report to be released shortly
 - Focus group next week on March 23
 - Project Team meetings in May/June, last public meeting in mid to late June
 - **Project ends June 30, 2022**



Data Update: Swan Place Eco Counter (Minuteman Bikeway) and BLUEbikes

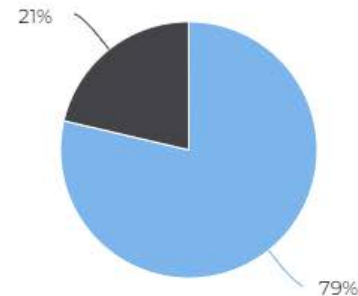
Location

Arlington, MA - Minuteman Counter



Distribution by User ...

Current ... Arlington, MA - Minut...



79%
21%

Pictures Gallery

Arlington, MA - Minuteman Counter



Daily Avg. - Week - P...

Current ... Arlington, MA - Minut...

Daily Average

741

+37.1%

Compared to Previous Year

Daily Avg. - Weekend...

Current ... Arlington, MA - Minut...

Daily Average

798

+18.7%

Compared to Previous Year

Daily Avg. - Week - C...

Current ... Arlington, MA - Minut...

Daily Average

223

+47.7%

Compared to Previous Year

Daily Avg. - Weekend...

Current ... Arlington, MA - Minut...

Daily Average

165

-6.7%

Compared to Previous Year

Bikeway at Swan Place Data

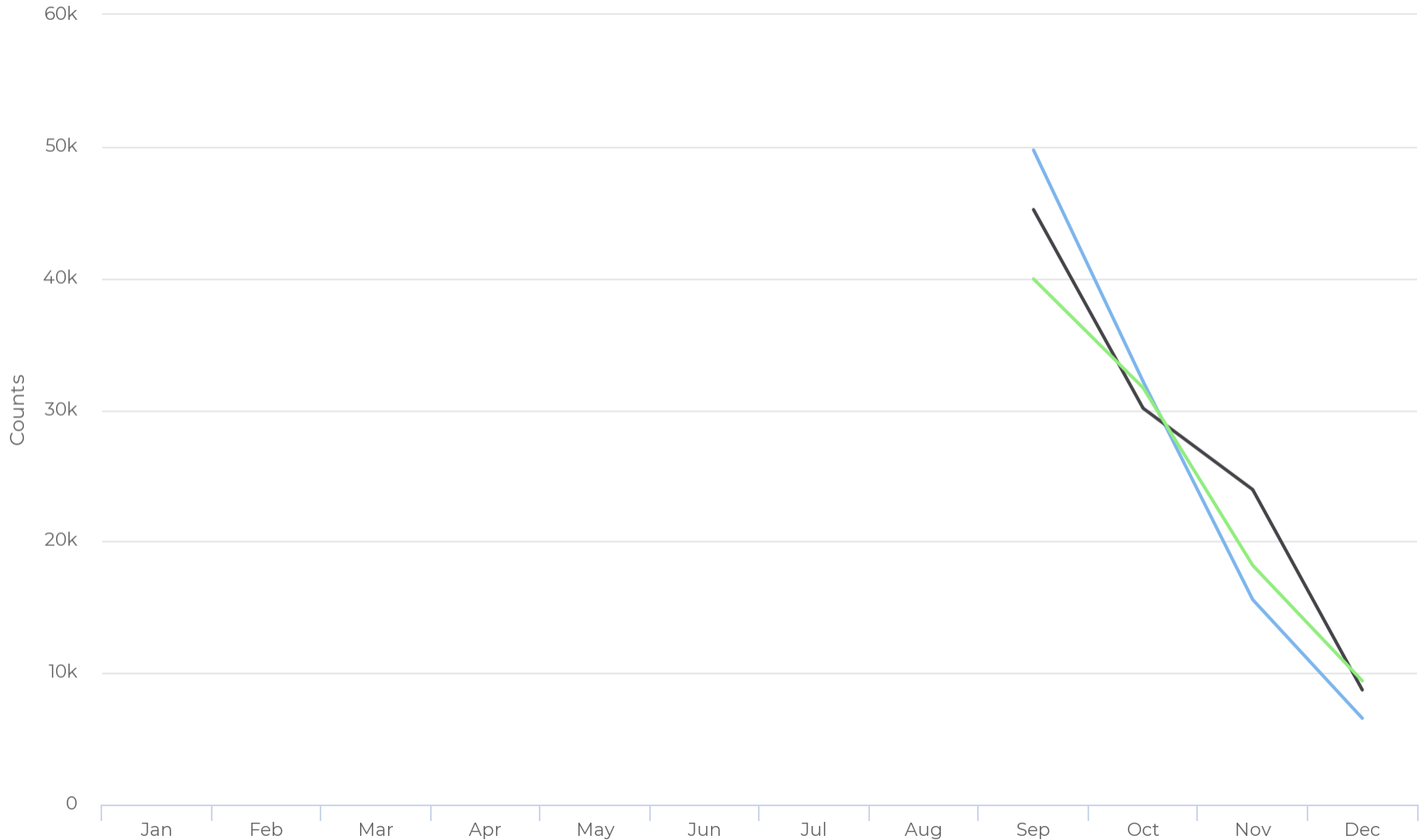
- Total trips in 2021: **567,295**
- Bike Trips in 2021: **294,859**
- Pedestrian trips in 2021: **272,436**
- Notes about 2021:
 - Full data loss in March (dead battery)
 - Pedestrian data loss in late July and August due to insect infestation
 - Similar problem in late October, but data loss was minimal (problem addressed more quickly)

Bikeway at Swan Place Data

September through December - Cyclists

🚲 Arlington, MA - Minuteman Counter Cyclist

— 2019
— 2020
— 2021



Arlington BLUEbikes Data

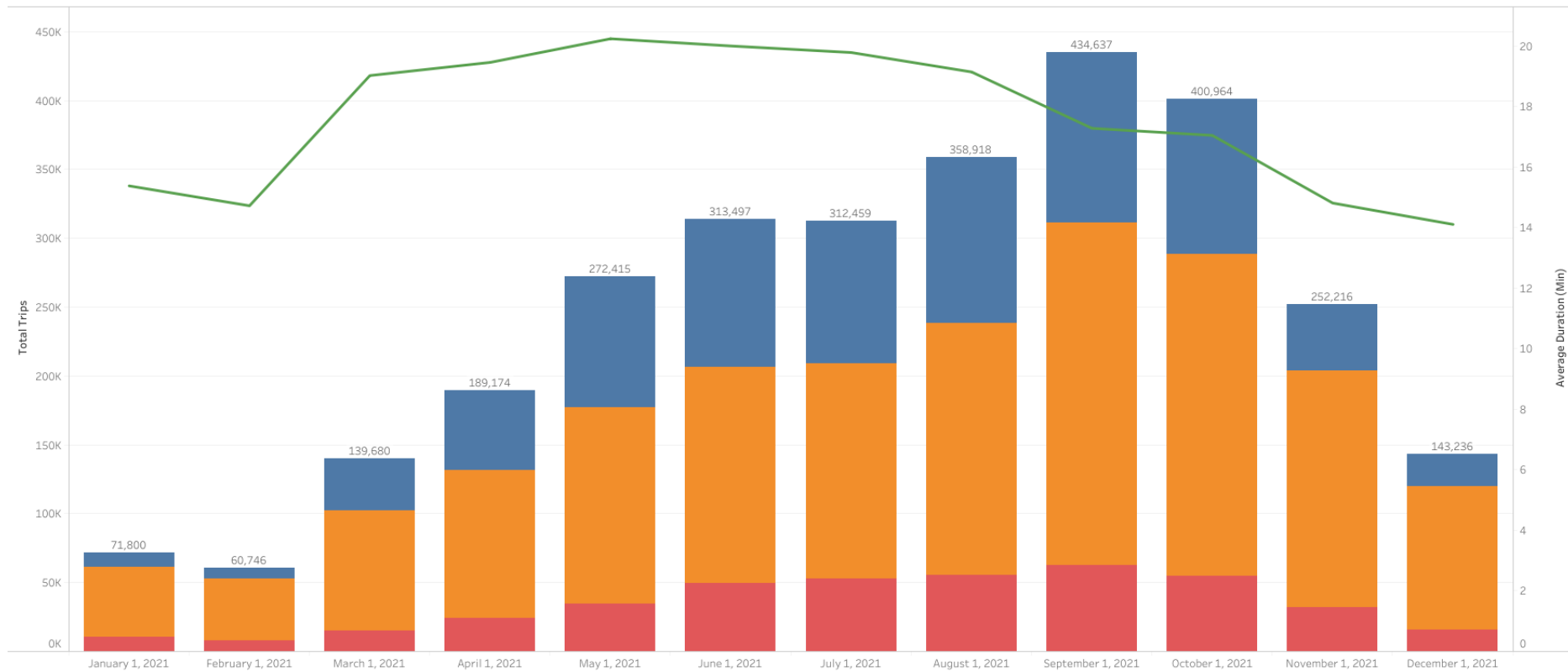
- Total trips in 2021: **9,607**
- Total trips since inception (YTD): **12,027**
- Total trips so far in 2022: **530**
- Three Arlington BLUEbikes stations operating this winter
- Redeployment of on-street stations to occur in early April
 - Broadway @ Grafton
 - Mass Ave @ Grafton
 - Mass Ave @ Broadway

Arlington Bluebikes Data

2021 Trips in Entire System

Trip Count & Average Duration

--trips greater than 60 seconds and capped at 2 hours

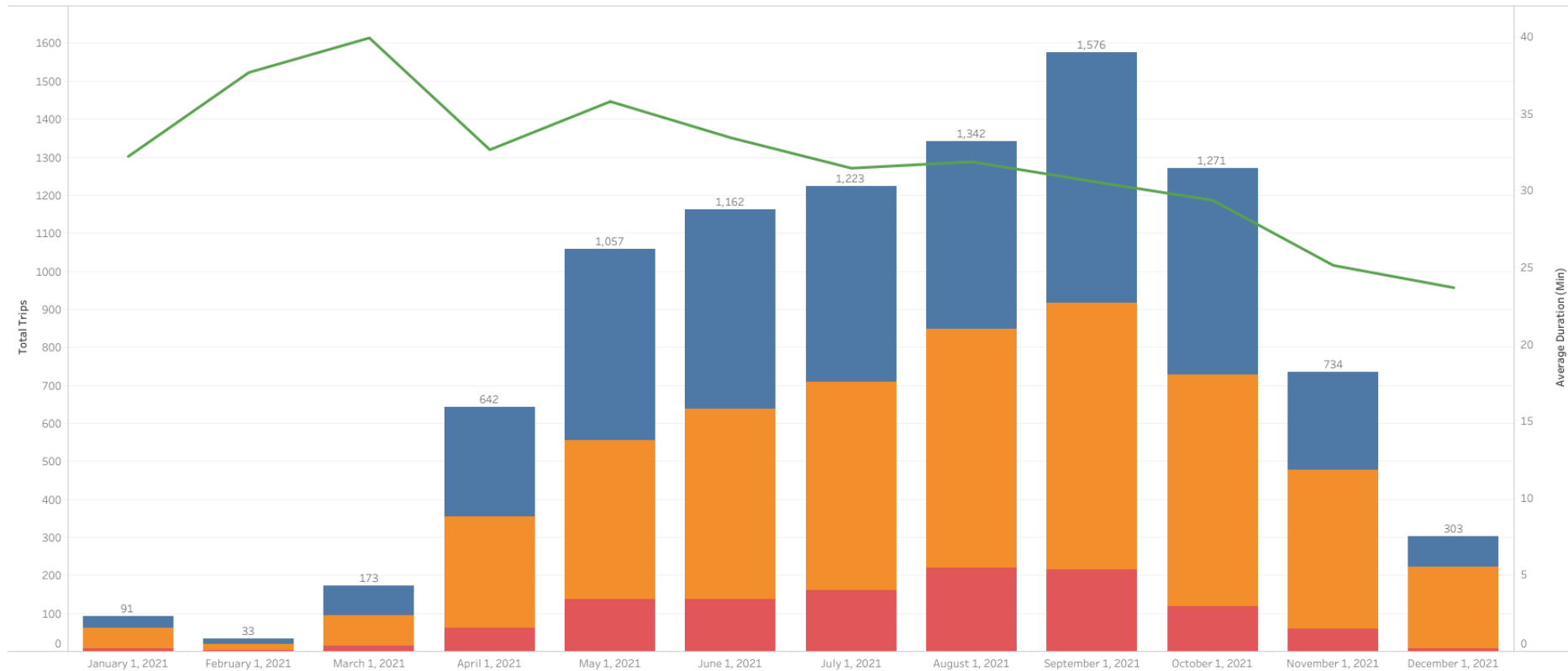


Arlington Bluebikes Data

2021 Trips in Arlington part of System

Trip Count & Average Duration

--trips greater than 60 seconds and capped at 2 hours



Arlington Bluebikes Data

2020 + 2021 Arlington System

Trip Count & Average Duration
 --trips greater than 60 seconds and capped at 2 hours

