



SECTION VI

CAPITAL IMPROVEMENT PROGRAM



Capital Improvement Program Description

The Town Manager is responsible for submitting a five-year capital planning program for all departments to the Select Board, Finance Committee, and Town Meeting each year. A Capital Planning Committee (CPC) was created in 1986 to advise and make recommendations to the Town Manager regarding the capital plan. The Committee comprises 9 members who meet between the months of September and December to review the requested capital items by all departments, boards, and committees and develop a recommended budget and plan to the Town Manager. The members include up to 5 members of the public, the Comptroller, the Treasurer/Collector, the Superintendent or her representative, and the Town Manager or his representative. The first year of the Capital Plan is submitted to the Town Meeting as the Capital Budget for appropriation. The Five Year Capital Plan is reviewed and revised each year to make changes in priorities and to add an additional year to the planning process.

The goal of the Capital Planning Program is to provide a means of planning for the maintenance and improvement of the capital assets and infrastructure of the Town. The maintenance of infrastructure and the capital assets are of vital importance to the delivery of the quality services. The following are the objectives:

- Review, plan, and coordinate capital improvements so as to promote a systematic, organized replacement and acquisition schedule.
- Ensure that, given limited resources, the capital needs of the community are met.
- Present a sound financial package so as to stabilize and level out the debt of the Town. It should assure timely planning for the most economical method of financing capital improvements.
- Ensure wider community participation in the planning of projects, reducing the pressure to fund some projects that do not present as great a need as others.
- Promote a more effective administration and coordination of capital projects to reduce scheduling problems and conflicting or overlapping projects not only among local departments, but also among other local and state agencies and private enterprises such as the gas and electric companies.

The Capital Planning Committee uses the following definitions when deciding whether a particular budget item shall be in the Capital Budget or the Operating Budget. Other communities may define these terms differently.

Capital Asset: An asset that (1) has an expected useful life of at least two years and (2) either has a unit cost of at least \$3,000 or is purchased in a program to gradually purchase a quantity of essentially identical units such that the total quantity price is over \$25,000.

Capital Improvement: An improvement to a capital asset that may reasonably be expected to either (1) adapt the capital asset to a different use or (2) appreciably lengthen the useful life of the capital asset beyond what may be expected with normal maintenance.

In reviewing the requests of the operating departments, the committee uses the following criteria for evaluation:

1. Imminent threat to the **health** and safety of citizens/property.
2. **Preservation** of operations/necessary expenditure. This does not include ordinary maintenance but rather maintaining a current service level through improvement of a capital asset. These may be major expenditures that will avoid costly replacement in the future.
3. Requirement of State or Federal **Law**/regulation.
4. Improvement of **infrastructure**.
5. Improvement of **productivity**.
6. **Alleviation** of an overtaxed/overburdened situation.



The Capital Planning Process

The CPC receives capital budget requests from Department Heads and begins to meet and review requests in early October. The CPC members look at the Town's overall financial situation and, within this larger context, each department's request is compared to the request and the recommendation from the prior year and to the five-year capital plan for that department. The members also tend to ask if this request reflects an interdepartmental planning effort, if the department has considered other sources of funding, or if the department has undertaken any kind of cost/benefit analysis. CPC members like to see evidence of longer-term planning for departmental needs, as well as planning for maintenance expenses and of interdepartmental cooperation. Priorities that emerge suddenly in one year with no reference in prior year requests tend to be more heavily scrutinized.

Information Technology-related requests reviewed by the Information Technology Department. The IT Department maintains a 5 year plan for IT expenses including phones, wireless, computer systems replacement, GIS, etc. Increasingly, the CPC looks for evidence of long-term interdepartmental planning around expenditures for buildings (with the Facilities Department), playgrounds, parks and fields (with the Recreation Department). Vehicles and copiers are common requests and the CPC appreciates the coordinated purchasing programs for these items.

The capital budget is prepared from a Town-wide perspective. There is no assumption of a budget quota for individual departments. CPC members look at the history of spending patterns for each department. Departments that have requested and received more money than actually required or do not spend their appropriations in a timely manner tend to be more heavily scrutinized.

The CPC members each specialize in two or three departments and meet with those department heads during the Fall. The intent of these meetings is to enable the CPC to gain a fuller understanding of the current and long-term needs of the department and the process used to determine these needs. The results of these meetings are reported back to the whole CPC and are discussed by the group.

The CPC converts the data requests to a spreadsheet and reviews the requests in relation to their priorities, their urgency, their cost, etc. By longstanding Town policy, the sum of money available to fund the Town's Capital program is approximately five percent (5%) of the total revenue. This sum includes the debt service from prior years. Historically the CPC has received requests far exceeding this sum. Thus very difficult decisions must be made as to what projects receive funding in any given year. After considerable review, the CPC recommends a capital budget for the Town, based on advice from the Finance Committee and others about what the Town can afford. The recommendations are submitted to the Town Manager.

The Capital Budget for FY2024 and the Capital Plan for FY2024 — 2028 are presented on the following pages. The terms "Bonds," "Cash," and "Other" are used to describe the sources of funding for the capital budget and plan. "Cash" refers to those expenditures that are paid for in their entirety in the next fiscal year directly from the general fund. "Bonds" refers to those expenditures that are acquired through borrowing, the payments for which may or may not affect the next fiscal year, but in any event are paid for over an extended period of time, usually five to twenty years. Those extended payments include both principal and interest, usually referred to as "debt service." Typically, capital expenditures less than \$100,000 are paid for in cash, not bonded. "Other" refers to those expenditures that are financed from sources that do not arise directly from the Town's tax levy; these sources may be state or federal grants, user fees, private donations, trust funds, and other non-tax sources. The last column, "CPA," refers to those projects that are recommended for Community Preservation Act funding.

**Capital Budget FY2024 and Capital Plan FY2024-FY2028**

The Town's capital improvements program policies call for the allocation of approximately 5% of the general fund revenues to the capital budget. This is exclusive of dedicated funding sources such as enterprise funds, grants, and Proposition 2 ½ debt exclusion projects. For FY2024 funding for the capital budget is as follows:

Bonding: \$3,687,270
Cash: \$3,918,856
Other: \$5,680,000

Our existing non-exempt debt is \$7,154,944 which is consistent with prior debt service projections for FY2024. The total capital budget for FY2024, including all debt, is estimated at \$22.38 million. Along with ongoing commitments to spending on the High School and DPW projects, the Capital Plan continues to fund ongoing, recurring capital needs such as road, sidewalks, water and sewer improvements, vehicles, and information technology equipment, without taking on new major investments in FY2024. New to this year's plan are \$1.7 million of American Rescue Plan Act (ARPA) funds which are offsetting school and town HVAC projects.

The American Rescue Plan Act (ARPA) was signed into law in 2021. Ultimately, this resulted in an award to the Town of Arlington of \$35,247,893 in funding. Given the parameters guiding the usage of this funding, ARPA funds are considered for usage in the "other" capital funding category where a project meets the federal criteria.

The Capital Planning Committee continued to consider the impact of the Community Preservation Act (CPA) funding on projects that have historically been funded through the capital budget, but could be eligible for CPA funding this fiscal year and beyond. In the future the Capital Planning Committee may seek to apply for CPA funding on eligible open space and recreation projects, which would then be subject to consideration and funding recommendations from the Community Preservation Committee.

Statutory Debt Capacity: State law imposes a debt limit on each community, on certain debt, equal to 5% of the Equalized Valuation (EQV) of the Town. Based on the current Department of Revenue (DOR) reported EQV of \$13.3 billion, the debt limit is \$665 million. Arlington's estimated applicable F4 2024 outstanding debt of \$190 million, represents 28% of the statutory limit.



Capital Budget FY2024 and Capital Plan FY2024-FY2028

Impact of Capital Projects on Operating Budget

The capital improvement plan impacts the operating budget when we borrow funds. Borrowing money to pay for projects saddles the Town with required debt service payments. However, the Capital Planning Committee keeps the cost of the plan, including debt service and tax-funded projects, under 5% of the Town budget. So while paying for projects with bonds requires part of the operating budget be dedicated to capital projects, this split of 5% capital/95% operating is seen as a responsible way to pay for the important upkeep of the Town's facilities. Lack of preventative maintenance will cost the Town more in the long-run; maintaining these facilities along the way is a long-term cost-savings measure.

Of the projects approved for FY24, the following are expected to have an impact on the operating budget:

- Vehicle Replacement Program (three SUVs for \$160K): The new hybrid or electric vehicles will be a long-term cost savings for the Town. Typically, operating a hybrid or electric vehicle is less expensive than a gas-powered vehicle, when accounting for the cost of fuel and maintenance of each of the vehicles. *Decrease to Operating*
- RTUs, EMS Upgrades, Boilers, Cooling Tower: All HVAC projects are included to better serve the needs of the building and be more energy efficient. *Decrease to Operating*
- Robbins Library Lighting Project: The library will be switching out existing fluorescent and older generation LED lighting to new, energy-efficient LED lighting. With a total annual savings approximately \$23,000, this project is likely to pay for itself in less than five years. *Decrease to Operating*
- DPW Building: The FY24 operating budget for the Facilities Department was increased just over \$100,000 due to the increased annual maintenance costs for the new and renovated DPW buildings. *Increase to Operating*
- Any of our plans or studies will almost certainly mean a future cost to the Town, most likely a capital cost. *Increase to Operating*



FY2024 Proposed Capital Financing Plan

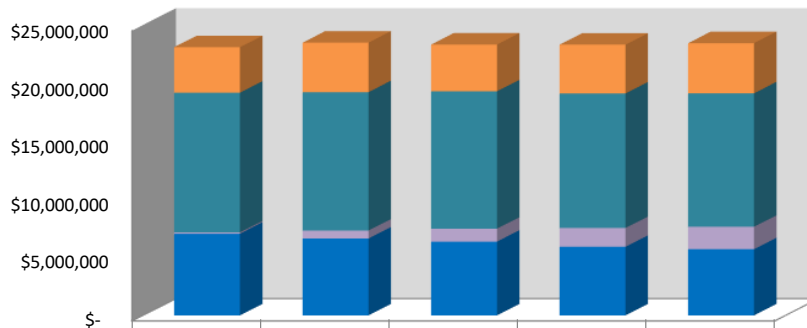
Non-Exempt Debt: Debt service that is funded by the General Fund and within the limitations of Proposition 2 ½ .

Exempt Debt: Debt service that is funded through a debt exclusion vote. A debt exclusion is an action taken by a community through a referendum vote to raise the funds necessary to pay debt service costs for a particular project from the property tax levy, but outside the limits under Proposition 2 ½ .

Enterprise Fund Debt: Debt service that is funded from Water & Sewer rates.

FY 2024 Acquisition Expense by Funding Source		
		% of Total
Cash	\$ 3,918,856	29%
Bond	\$ 3,687,270	28%
Other	\$ 5,680,000	43%
Total Acquisition Expense	\$ 13,286,126	

Capital Plan Appropriation Summary



	FY 2024	FY 2025	FY 2026	FY 2027	FY 2028
Cash	\$3,918,856	\$4,264,027	\$4,032,788	\$4,197,830	\$4,319,958
Exempt Debt	\$12,028,955	\$11,917,650	\$11,824,003	\$11,586,563	\$11,494,903
New Non-Exempt Debt Service	\$118,064	\$689,698	\$1,121,387	\$1,619,205	\$1,927,024
Prior Non-Exempt Debt Service	\$7,036,880	\$6,623,138	\$6,354,779	\$5,918,157	\$5,707,966

General Fund Debt Service	
Non Exempt, Prior	\$ 7,036,880
Non Exempt, New	\$ 118,064
Total Non-Exempt Debt	\$ 7,154,944
Exempt Debt	\$ 12,028,956
Total Debt Service Appropriation	\$ 19,183,900
Less	
Antenna Fund	\$ (93,252)
Capital Carryforwards	\$ (546,703)
Bond Premium, prior fiscal years	\$ (25,778)
Recreation Enterprise Funds	\$ (15,000)
Rink Enterprise Funds	\$ (56,256)
Total Other Financing Sources	\$ (736,989)
Net Non-Exempt Debt	\$ 6,417,955
Exempt Debt	\$ 12,028,956
NET General Fund Debt	\$ 18,446,911
Cash Capital	\$ 3,918,856
TOTAL NET Capital Appropriation	\$ 22,365,767



Capital Budget Fiscal Year 2024

	BOND	CASH	OTHER	Grand Total
CLERK'S OFFICE		\$ 26,791		\$ 26,791
New Voting Booths		\$ 26,791		\$ 26,791
COMMUNITY SAFETY - FIRE SERVICES	\$ 375,000	\$ 50,000	\$ 175,000	\$ 600,000
Firefighter Protective Gear		\$ 30,000		\$ 30,000
LUCAS 3 - Chest Compression System		\$ 20,000		\$ 20,000
Rescue Ambulance replacing #1026	\$ 375,000			\$ 375,000
Park Circle - Mechanical System Replacement			\$ 175,000	\$ 175,000
COMMUNITY SAFETY - POLICE SERVICES		\$ 190,133	\$ 250,000	\$ 440,133
Bola Wrap De-Escalation Tools		\$ -		\$ -
Cooling Tower			\$ 250,000	\$ 250,000
QED Server		\$ 15,133		\$ 15,133
Vehicle Replacement Program		\$ 160,000		\$ 160,000
FACILITIES	\$ 200,000	\$ 75,000		\$ 275,000
Central School building envelope repairs	\$ 200,000			\$ 200,000
Town Hall - Renovations		\$ 75,000		\$ 75,000
HEALTH & HUMAN SERVICES	\$ 720,000			\$ 720,000
Veterans Memorial Park	\$ 200,000			\$ 200,000
Whittemore Robbins Estate Rehab	\$ 520,000			\$ 520,000



Capital Budget Fiscal Year 2024 (cont.)

	BOND	CASH	OTHER	Grand Total
INFORMATION TECHNOLOGY		\$ 797,000	\$ 30,000	\$ 827,000
Conference Room Presentation Technology Program			\$ 30,000	\$ 30,000
School - Admin Computers and Peripherals		\$ 60,000		\$ 60,000
School - Network Infrastructure		\$ 80,000		\$ 80,000
School - Replacement academic PC's district wide		\$ 400,000		\$ 400,000
School - Software Licensing		\$ 40,000		\$ 40,000
Town Microcomputer Program		\$ 62,000		\$ 62,000
Town Software Upgrades & Standardization		\$ 155,000		\$ 155,000
LIBRARY	\$ 146,270	\$ 130,803		\$ 277,073
Energy Management System		\$ 77,000		\$ 77,000
MLN Equipment Schedule		\$ 53,803		\$ 53,803
Robbins Library Lighting Project	\$ 146,270			\$ 146,270
PLANNING	\$ 166,000	\$ 205,000	\$ 225,000	\$ 596,000
Community Center Air Handler Replacement			\$ 225,000	\$ 225,000
Community Center Elevator Replacement	\$ 166,000			\$ 166,000
Design and engineering consultants		\$ 75,000		\$ 75,000
Electrification and air quality master planning		\$ 30,000		\$ 30,000
Townwide ADA accessibility upgrades		\$ 100,000		\$ 100,000



Capital Budget Fiscal Year 2024 (cont.)

	BOND	CASH	OTHER	Grand Total
PUBLIC WORKS CEMETERY DIVISION			\$ 75,000	\$ 75,000
Mini-Excavator			\$ 75,000	\$ 75,000
PUBLIC WORKS ENGINEERING DIVISION				\$ -
PUBLIC WORKS HIGHWAY DIVISION	\$ 380,000	\$ 1,670,211	\$ 885,000	\$ 2,935,211
10 Wheel Dump Truck.	\$ 165,000			\$ 165,000
44,000 GVW, 4WD Truck w-Sander	\$ 215,000			\$ 215,000
Accessibility Improvements (Override 2019)		\$ 215,378		\$ 215,378
Chapter 90 Roadway			\$ 760,000	\$ 760,000
Install Sidewalk Ramps - CDBG			\$ 125,000	\$ 125,000
Roadway Reconstruction		\$ 367,000		\$ 367,000
Roadway Reconstruction Override 2011		\$ 524,833		\$ 524,833
Sander Body		\$ 18,000		\$ 18,000
Sidewalk Ramp Installation		\$ 65,000		\$ 65,000
Sidewalks and Curbstones		\$ 430,000		\$ 430,000
Traffic Signal Upgrades		\$ 50,000		\$ 50,000
PUBLIC WORKS NATURAL RESOURCES DIVISION		\$ 78,000		\$ 78,000
1 Ton Pickup Truck w-Dump Body		\$ 78,000		\$ 78,000
PUBLIC WORKS WATER/SEWER DIVISION			\$ 2,975,000	\$ 2,975,000
Drainage Rehab - Regulatory Compliance (Ch-308)			\$ 400,000	\$ 400,000
Hydrant and Valve replacement program			\$ 100,000	\$ 100,000
Pump Station Generator			\$ 75,000	\$ 75,000
Sewer System Rehabilitation			\$ 900,000	\$ 900,000
Water System Rehabilitation			\$ 1,500,000	\$ 1,500,000
PURCHASING		\$ 64,918		\$ 64,918
Photocopier Replacement Program		\$ 64,918		\$ 64,918



Capital Budget Fiscal Year 2024 (cont.)

	BOND	CASH	OTHER	Grand Total
RECREATION		\$ 205,000		\$ 205,000
ADA Study Implementation Program		\$ 50,000		\$ 50,000
Ed Burns Arena Parking Study		\$ 75,000		\$ 75,000
Feasibility Study		\$ 10,000		\$ 10,000
Playground Audit and Safety Improvements		\$ 70,000		\$ 70,000
SCHOOLS	\$ 1,700,000	\$ 441,000	\$ 1,015,000	\$ 3,156,000
All Schools - Energy Efficiency Projects		\$ 31,000		\$ 31,000
All Schools - Flooring		\$ 25,000		\$ 25,000
All Schools - Photocopier Lease Program		\$ 120,000		\$ 120,000
All Schools - Security Updates		\$ 50,000		\$ 50,000
Arlington High School and Ottoson Middle School - Radios		\$ 70,000		\$ 70,000
Bishop School Roof Replacement	\$ 1,600,000			\$ 1,600,000
Bishop School RTUs, EMS Upgrades			\$ 150,000	\$ 150,000
Dallin School RTUs, EMS Upgrades, Boilers			\$ 80,000	\$ 80,000
Facilities Vehicle Replacement		\$ 50,000		\$ 50,000
Gibbs School Additional Classrooms	\$ 100,000			\$ 100,000
Hardy School RTUs, EMS Upgrades, Boilers			\$ 450,000	\$ 450,000
Ottoson Middle School Gym Divider		\$ 45,000		\$ 45,000
Ottoson Middle School Public Address System & Clock Replacements		\$ 50,000		\$ 50,000
Thompson School Air Conditioning			\$ 260,000	\$ 260,000
Thompson School Outdoor Classroom Project/Reforestation Project			\$ 75,000	\$ 75,000
TOWN MANAGER			\$ 50,000	\$ 50,000
Big Belly Solar-Powered Trash Compactors			\$ 50,000	\$ 50,000
GRAND TOTAL	\$ 3,687,270	\$ 3,918,856	\$ 5,680,000	\$ 13,286,126



CAPITAL PLAN FY2024-2028

	2024	2025	2026	2027	2028	Grand Total
CLERK'S OFFICE	\$ 26,791	\$ 7,980	\$ 2,521	\$ -	\$ 11,365	\$ 48,657
Election Poll Pads			\$ 2,521		\$ 11,365	\$ 13,886
New Voting Booths	\$ 26,791	\$ 7,980	\$ -	\$ -	\$ -	\$ 34,771
COMMUNITY SAFETY - FIRE SERVICES	\$ 600,000	\$ 147,000	\$ 576,250	\$ 698,250	\$ 1,348,400	\$ 3,369,900
Central station exterior waterproofing		\$ -	\$ 50,000			\$ 50,000
Exercise Equipment - 3 Stations					\$ 49,000	\$ 49,000
Firefighter Protective Gear	\$ 30,000	\$ 30,000	\$ 30,000	\$ 35,000	\$ 35,000	\$ 160,000
Jaws of Life - Extrication Equipment	\$ -		\$ 50,000			\$ 50,000
LUCAS 3 - Chest Compression System	\$ 20,000					\$ 20,000
Rescue Ambulance replacing #1026	\$ 375,000					\$ 375,000
Rescue Ambulance replacing #1032				\$ 400,000		\$ 400,000
Vehicle Replacement - #1005 2008 Seagrave Pumper					\$ 1,050,000	\$ 1,050,000
Vehicle Replacement - #1018 2012 F250 M2		\$ 60,000				\$ 60,000
Vehicle Replacement - #1022 2014 Ford Interceptor		\$ 57,000				\$ 57,000
Vehicle Replacement - #1023 2014 Ford Explorer				\$ 62,000		\$ 62,000
Vehicle Replacement - #1024 2016 Ford Fusion Hybrid					\$ 73,700	\$ 73,700
Vehicle Replacement - #1027 2018 Ford Explorer					\$ 73,700	\$ 73,700
Vehicle Replacement - #1028 2017 Ford Interceptor					\$ 67,000	\$ 67,000
Headquarters - Mechanical System Replacement				\$ 201,250		\$ 201,250
Highland - Mechanical System Replacement			\$ 446,250			\$ 446,250
Park Circle - Mechanical System Replacement	\$ 175,000					\$ 175,000
COMMUNITY SAFETY - POLICE SERVICES	\$ 425,133	\$ 192,000	\$ 175,000	\$ 225,000	\$ 200,000	\$ 1,217,133
Bola Wrap De-Escalation Tools	\$ -					\$ -
Cooling Tower	\$ 250,000					\$ 250,000
QED Server	\$ 15,133					\$ 15,133
Specialty Vehicle		\$ -		\$ 50,000		\$ 50,000
Vehicle Replacement Program	\$ 160,000	\$ 160,000	\$ 175,000	\$ 175,000	\$ 200,000	\$ 870,000



CAPITAL PLAN FY2024-2028 (cont.)

	2024	2025	2026	2027	2028	Grand Total
FACILITIES	\$ 275,000	\$ 75,000	\$ 75,000	\$ 75,000	\$ 75,000	\$ 575,000
Central School building envelope repairs	\$ 200,000					\$ 200,000
Town Hall - Renovations	\$ 75,000	\$ 75,000	\$ 75,000	\$ 75,000	\$ 75,000	\$ 375,000
HEALTH & HUMAN SERVICES	\$ 720,000	\$ 927,677	\$ 1,757,500	\$ 40,000		\$ 3,445,177
Council on Aging Van replacement	\$ -	\$ 40,000	\$ -	\$ 40,000		\$ 80,000
Veterans Memorial Park	\$ 200,000	\$ 887,677	\$ 1,757,500			\$ 2,845,177
Whittemore Robbins Estate Rehab	\$ 520,000					\$ 520,000
INFORMATION TECHNOLOGY	\$ 827,000	\$ 1,020,000	\$ 865,000	\$ 835,000	\$ 815,000	\$ 4,362,000
Conference Room Presentation Technology Program	\$ 30,000	\$ 10,000	\$ 10,000	\$ 10,000	\$ 10,000	\$ 70,000
District Audio Visual Support		\$ 200,000	\$ 50,000	\$ 20,000	\$ 20,000	\$ 290,000
School - Admin Computers and Peripherals	\$ 60,000	\$ 60,000	\$ 65,000	\$ 65,000	\$ 65,000	\$ 315,000
School - Network Infrastructure	\$ 80,000	\$ 50,000	\$ 50,000	\$ 50,000	\$ 30,000	\$ 260,000
School - Replacement academic PC's district wide	\$ 400,000	\$ 520,000	\$ 500,000	\$ 500,000	\$ 500,000	\$ 2,420,000
School - Software Licensing	\$ 40,000	\$ 50,000	\$ 55,000	\$ 55,000	\$ 55,000	\$ 255,000
Town Microcomputer Program	\$ 62,000	\$ 65,000	\$ 65,000	\$ 65,000	\$ 65,000	\$ 322,000
Town Software Upgrades & Standardization	\$ 155,000	\$ 65,000	\$ 70,000	\$ 70,000	\$ 70,000	\$ 430,000
LIBRARY	\$ 277,073	\$ 50,030	\$ 47,903	\$ 48,703	\$ 33,703	\$ 457,412
Energy Management System	\$ 77,000					\$ 77,000
MLN Equipment Schedule	\$ 53,803	\$ 50,030	\$ 47,903	\$ 48,703	\$ 33,703	\$ 234,142
Robbins Library Lighting Project	\$ 146,270					\$ 146,270
PLANNING	\$ 596,000	\$ 155,000	\$ 155,000	\$ 205,000	\$ 155,000	\$ 1,266,000
BLUEBikes Expansion	\$ -			\$ 50,000		\$ 50,000
Community Center Elevator Replacement	\$ 166,000					\$ 166,000
Design and engineering consultants	\$ 75,000	\$ 25,000	\$ 25,000	\$ 25,000	\$ 25,000	\$ 175,000
Electrification and air quality master planning	\$ 30,000	\$ 30,000	\$ 30,000	\$ 30,000	\$ 30,000	\$ 150,000
Townwide ADA accessibility upgrades	\$ 100,000	\$ 100,000	\$ 100,000	\$ 100,000	\$ 100,000	\$ 500,000



CAPITAL PLAN FY2024-2028 (cont.)

	2024	2025	2026	2027	2028	Grand Total
PUBLIC WORKS ADMINISTRATION		\$ 1,500,000	\$ 50,000	\$ 850,000		\$ 2,400,000
LED Streetlight Replacement				\$ 850,000		\$ 850,000
Solid Waste Trash and Recycling Toters		\$ 1,500,000				\$ 1,500,000
Town Wide Aerial Imagery			\$ 50,000			\$ 50,000
PUBLIC WORKS CEMETERY DIVISION	\$ 75,000	\$ 10,000	\$ 10,000	\$ 10,000	\$ 10,000	\$ 115,000
Headstone Cleaning & Repair	\$ -	\$ 10,000	\$ 10,000	\$ 10,000	\$ 10,000	\$ 40,000
Mini-Excavator	\$ 75,000					\$ 75,000
PUBLIC WORKS ENGINEERING DIVISION			\$ 25,000		\$ 25,000	\$ 50,000
Roadway Consulting Services			\$ 25,000		\$ 25,000	\$ 50,000
PUBLIC WORKS HIGHWAY DIVISION	\$ 2,935,211	\$ 3,059,217	\$ 3,000,685	\$ 3,153,127	\$ 3,082,555	\$ 15,230,795
1 Ton Dump Truck w-Plow-Sander		\$ 85,000		\$ 90,000		\$ 175,000
10 Wheel Dump Truck.	\$ 165,000					\$ 165,000
3/4 Ton Pickup		\$ 68,000			\$ 72,000	\$ 140,000
44,000 GVW, 4WD Truck w-Dump Body		\$ 220,000				\$ 220,000
44,000 GVW, 4WD Truck w-Sander	\$ 215,000		\$ 220,000	\$ 225,000		\$ 660,000
Accessibility Improvements (Override 2019)	\$ 215,378	\$ 220,763	\$ 226,282	\$ 231,939	\$ 237,737	\$ 1,132,099
Asphalt Pavement Hot Box		\$ 50,000				\$ 50,000
Asphalt Pavement Roller					\$ 50,000	\$ 50,000
Chapter 90 Roadway	\$ 760,000	\$ 760,000	\$ 760,000	\$ 760,000	\$ 760,000	\$ 3,800,000
Install Sidewalk Ramps - CDBG	\$ 125,000	\$ 125,000	\$ 125,000	\$ 125,000	\$ 125,000	\$ 625,000
Roadway Reconstruction	\$ 367,000	\$ 385,000	\$ 395,000	\$ 420,000	\$ 470,000	\$ 2,037,000
Roadway Reconstruction Override 2011	\$ 524,833	\$ 537,954	\$ 551,403	\$ 565,188	\$ 579,318	\$ 2,758,696
Sander Body	\$ 18,000	\$ 18,000	\$ 18,000	\$ 18,500	\$ 18,500	\$ 91,000
Sidewalk Ramp Installation	\$ 65,000	\$ 65,000	\$ 65,000	\$ 65,000	\$ 65,000	\$ 325,000
Sidewalks and Curbstones	\$ 430,000	\$ 430,000	\$ 580,000	\$ 580,000	\$ 580,000	\$ 2,600,000
Snow Plow Replacement		\$ 12,500		\$ 12,500		\$ 25,000
Traffic Signal Upgrades	\$ 50,000	\$ 30,000	\$ 60,000	\$ 60,000	\$ 60,000	\$ 260,000
Utility Truck (2)		\$ 52,000			\$ 65,000	\$ 117,000



CAPITAL PLAN FY2024-2028 (cont.)

	2024	2025	2026	2027	2028	Grand Total
☐ PUBLIC WORKS NATURAL RESOURCES DIVISION	\$ 78,000	\$ 175,000	\$ 119,000	\$ 184,500	\$ 380,000	\$ 936,500
1 Ton Pickup Truck w-Dump Body	\$ 78,000		\$ 79,000			\$ 157,000
3/4 Ton Pickup (1 w/liftgate, 1 w/plow)				\$ 68,000	\$ 70,000	\$ 138,000
Enclosed Trailer				\$ 14,500		\$ 14,500
Infield Machine					\$ 35,000	\$ 35,000
Large Chipper w/ grapple					\$ 275,000	\$ 275,000
Mower 60" Deck				\$ 20,000		\$ 20,000
Mower 72" Deck				\$ 40,000		\$ 40,000
Ride-On Mower				\$ 42,000		\$ 42,000
Skid Steer		\$ 75,000				\$ 75,000
Stump Grinder		\$ 60,000				\$ 60,000
Utility Vehicles (2)		\$ 40,000	\$ 40,000			\$ 80,000
☐ PUBLIC WORKS WATER/SEWER DIVISION	\$ 2,975,000	\$ 2,950,000	\$ 3,006,000	\$ 3,015,000	\$ 4,100,000	\$ 16,046,000
6" High Capacity Pump		\$ -		\$ 45,000		\$ 45,000
Drainage Rehab - Regulatory Compliance (Ch-308)	\$ 400,000	\$ 450,000	\$ 450,000	\$ 450,000	\$ 450,000	\$ 2,200,000
Hydrant and Valve replacement program	\$ 100,000	\$ 100,000	\$ 100,000	\$ 100,000	\$ 100,000	\$ 500,000
Pump Station Generator	\$ 75,000					\$ 75,000
Sewer System Rehabilitation	\$ 900,000	\$ 900,000	\$ 900,000	\$ 900,000	\$ 1,000,000	\$ 4,600,000
Trench Box				\$ 20,000		\$ 20,000
Utility Truck			\$ 56,000			\$ 56,000
Vacuum/Jet Truck					\$ 550,000	\$ 550,000
Water System Rehabilitation	\$ 1,500,000	\$ 1,500,000	\$ 1,500,000	\$ 1,500,000	\$ 2,000,000	\$ 8,000,000
☐ PURCHASING	\$ 64,918	\$ 58,800	\$ 51,200	\$ 40,500	\$ 75,300	\$ 290,718
Photocopier Replacement Program	\$ 64,918	\$ 58,800	\$ 51,200	\$ 40,500	\$ 75,300	\$ 290,718
☐ RECREATION	\$ 205,000	\$ 635,000	\$ 385,000	\$ 735,000	\$ 135,000	\$ 2,095,000
ADA Study Implementation Program	\$ 50,000	\$ 50,000	\$ 50,000	\$ 50,000	\$ 50,000	\$ 250,000
Ed Burns Arena Parking Study	\$ 75,000					\$ 75,000
Feasibility Study	\$ 10,000	\$ 10,000	\$ 10,000	\$ 10,000	\$ 10,000	\$ 50,000
Parallel Park		\$ 500,000				\$ 500,000
Playground Audit and Safety Improvements	\$ 70,000	\$ 75,000	\$ 75,000	\$ 75,000	\$ 75,000	\$ 370,000
Thorndike Field Design			\$ 250,000			\$ 250,000
Waldo Park Playground Renovaton				\$ 600,000		\$ 600,000



CAPITAL PLAN FY2024-2028 (cont.)

	2024	2025	2026	2027	2028	Grand Total
SCHOOLS	\$ 3,156,000	\$ 2,226,000	\$ 2,719,000	\$ 309,000	\$ 205,000	\$ 8,615,000
All Schools - Ceiling Tile Replacement		\$ 10,000	\$ 10,000	\$ 10,000	\$ 10,000	\$ 40,000
All Schools - Energy Efficiency Projects	\$ 31,000	\$ 31,000	\$ 54,000	\$ 54,000	-	\$ 170,000
All Schools - Flooring	\$ 25,000	\$ 25,000	\$ 25,000	\$ 25,000	\$ 25,000	\$ 125,000
All Schools - Photocopier Lease Program	\$ 120,000	\$ 120,000	\$ 120,000	\$ 120,000	\$ 120,000	\$ 600,000
All Schools - Security Updates	\$ 50,000	\$ 50,000	\$ 50,000	\$ 50,000	\$ 50,000	\$ 250,000
Arlington High School and Ottoson Middle School - Radios	\$ 70,000					\$ 70,000
Bishop School - Front Office Reconfiguration		\$ 200,000				\$ 200,000
Bishop School Envelope - Window, Masonry		\$ 500,000				\$ 500,000
Bishop School Roof Replacement	\$ 1,600,000					\$ 1,600,000
Bishop School RTUs, EMS Upgrades	\$ 150,000					\$ 150,000
Brackett School Playground Renovation		\$ 800,000				\$ 800,000
Bus #101 Replacement			\$ 110,000			\$ 110,000
Bus #108 Replacement			\$ 100,000			\$ 100,000
Dallin School RTUs, EMS Upgrades, Boilers	\$ 80,000					\$ 80,000
Facilities Vehicle Replacement	\$ 50,000	\$ -	\$ 50,000	\$ 50,000		\$ 150,000
Gibbs School Additional Classrooms	\$ 100,000					\$ 100,000
Hardy School Envelope Repairs - Window, Masonry			\$ 2,200,000			\$ 2,200,000
Hardy School RTUs, EMS Upgrades, Boilers	\$ 450,000					\$ 450,000
Ottoson Middle School Public Address System & Clock Replacements	\$ 50,000					\$ 50,000
Peirce School RTUs, EMS Upgrades, Boilers		\$ 300,000				\$ 300,000
Thompson School Air Conditioning	\$ 260,000					\$ 260,000
Thompson School Outdoor Classroom Project/Reforestation Project	\$ 75,000					\$ 75,000
Van # 109 - 8 Passenger Explorer		\$ 40,000				\$ 40,000
TOWN MANAGER	\$ 50,000					\$ 50,000
Big Belly Solar-Powered Trash Compactors	\$ 50,000					\$ 50,000
Grand Total	\$ 13,286,126	\$ 13,188,704	\$ 13,020,059	\$ 10,424,080	\$ 10,651,323	\$ 60,570,292



CAPITAL PLAN FY2024-2028 (cont.)

Fiscal Year	FY 2024	FY 2025	FY 2026	FY 2027	FY 2028	Total
Prior Non-Exempt Debt Service	\$7,036,880	\$6,623,138	\$6,354,779	\$5,918,157	\$5,707,966	\$31,640,920
Cash	\$3,918,856	\$4,264,027	\$4,032,788	\$4,197,830	\$4,319,958	\$20,733,459
New Non-Exempt Debt Service (FY24 & after)	\$0	\$689,698	\$1,121,387	\$1,619,205	\$1,927,024	\$5,357,314
BAN Interest	\$118,064	\$0	\$0	\$0	\$0	\$118,064
Total Non-Exempt Plan Cost	\$11,073,800	\$11,576,863	\$11,508,954	\$11,735,192	\$11,954,948	\$57,849,757
<i>Direct funding sources:</i>						
Antenna Funds	(\$93,252)	(\$167,042)	(\$168,877)	(\$148,499)	(\$147,499)	(\$725,169)
Capital Carry Forwards	(\$546,703)					(\$546,703)
Bond Premium, prior five years	(\$25,778)					
Recreation Enterprise Fund	(\$15,000)	(\$15,000)	(\$15,000)	(\$15,000)	(\$15,000)	(\$75,000)
Rink Enterprise Funds	(\$56,256)	(\$56,256)	(\$31,097)	(\$30,269)	(\$30,269)	(\$204,147)
<i>Adjustments to 5% Plan:</i>						
Roadway Reconstruction Override 2011	(\$524,834)	(\$537,955)	(\$551,404)	(\$565,190)	(\$579,320)	(\$2,758,703)
Accessibility Improvements Override 2019	(\$215,378)	(\$220,763)	(\$226,283)	(\$231,941)	(\$237,740)	(\$1,132,105)
Debt service, Town-owned Rental Properties	(\$9,299)	(\$8,500)	(\$8,250)	(\$8,000)	(\$7,750)	(\$41,799)
Debt service, Ambulance Revenue	(\$67,500)	(\$145,750)	(\$139,625)	(\$75,000)	(\$71,875)	(\$499,750)
Community Center Rent	(\$42,544)	(\$40,944)	(\$34,494)	(\$33,467)	(\$33,467)	(\$184,915)
Net Non-Exempt Plan	\$9,477,256	\$10,384,653	\$10,333,924	\$10,627,826	\$10,832,028	\$51,655,688
Pro Forma Budget	\$189,868,822	\$198,408,030	\$206,313,096	\$215,105,161	\$223,752,581	\$1,033,447,690
Budget For Plan at 5%	\$9,493,441	\$9,920,402	\$10,315,655	\$10,755,258	\$11,187,629	\$51,672,385
Plan as % of Revenues	4.99%	5.23%	5.01%	4.94%	4.84%	5.00%
Variance From Budget	\$16,185	(\$464,252)	(\$18,269)	\$127,432	\$355,601	\$16,697

	2024	2025	2026	2027	2028	Grand Total
BOND	\$ 3,687,270	\$ 3,457,677	\$ 4,133,750	\$ 2,276,250	\$ 1,325,000	\$ 14,879,947
CASH	\$ 3,918,856	\$ 4,264,027	\$ 4,032,788	\$ 4,197,830	\$ 4,319,958	\$ 20,733,459
OTHER	\$ 5,680,000	\$ 5,467,000	\$ 4,851,000	\$ 3,950,000	\$ 4,995,000	\$ 24,943,000
Grand Total	\$ 13,286,126	\$ 13,188,704	\$ 13,017,538	\$ 10,424,080	\$ 10,639,958	\$ 60,556,406



DEBT SERVICE PAYMENTS FOR AUTHORIZED AND BORROWED DEBT, 2024-2033
 I = Inside Limit (GL c44s7), O = Outside Limit (GL c44s8/c44s70b); E = Exempt Existing Debt Service as of March 2023

Purpose and Original Amount Borrowed	Final Payment Year	2024	2025	2026	2027	2028	2029	2030	2031	2032	2033
August 15 2010 - Highland Fire Station Renovations (I)	2031	\$ 162,500	\$ 162,500	\$ 162,500	\$ 162,500	\$ 162,500	\$ 162,500	\$ 162,500	\$ 162,500	\$ -	\$ -
August 15 2010 - Central Fire Station Renovations (I)	2031	\$ 62,500	\$ 62,500	\$ 62,500	\$ 62,500	\$ 62,500	\$ 62,500	\$ 62,500	\$ 62,500	\$ -	\$ -
August 15 2010 - Wellington Park-Rec. (I)	2026	\$ 35,000	\$ 35,000	\$ 35,000	\$ -	\$ -	\$ -	\$ -	\$ -	\$ -	\$ -
August 15 2010 - Stratton School Improvements (I)	2031	\$ 35,000	\$ 35,000	\$ 35,000	\$ 35,000	\$ 35,000	\$ 35,000	\$ 35,000	\$ 30,000	\$ -	\$ -
August 15 2010 - Police Station Renovations (I)	2026	\$ 15,000	\$ 15,000	\$ 15,000	\$ -	\$ -	\$ -	\$ -	\$ -	\$ -	\$ -
August 15 2010 - Stratton School Improvements (I)	2026	\$ 10,000	\$ 10,000	\$ 10,000	\$ -	\$ -	\$ -	\$ -	\$ -	\$ -	\$ -
August 15 2010 - Special Ed - High School Renovations (I)	2026	\$ 10,000	\$ 10,000	\$ 10,000	\$ -	\$ -	\$ -	\$ -	\$ -	\$ -	\$ -
November 15, 2012 - Thompson School (OE) Series A	2033	\$ 275,000	\$ 275,000	\$ 275,000	\$ 275,000	\$ 275,000	\$ 275,000	\$ 275,000	\$ 275,000	\$ 275,000	\$ 275,000
November 15, 2012 - Community Safety Building (I) Series A	2033	\$ 110,000	\$ 110,000	\$ 110,000	\$ 110,000	\$ 110,000	\$ 110,000	\$ 110,000	\$ 110,000	\$ 110,000	\$ 110,000
November 15, 2012 - Adv Ref Aug 15 2003 Landfill Closure (O) Series B	2024	\$ 104,000	\$ -	\$ -	\$ -	\$ -	\$ -	\$ -	\$ -	\$ -	\$ -
November 15, 2012 - Remodeling (I) Series A	2033	\$ 30,000	\$ 30,000	\$ 30,000	\$ 25,000	\$ 25,000	\$ 20,000	\$ 20,000	\$ 20,000	\$ 20,000	\$ 20,000
November 15, 2012 - Recreation (I) Series A	2028	\$ 30,000	\$ 30,000	\$ 25,000	\$ 25,000	\$ 25,000	\$ -	\$ -	\$ -	\$ -	\$ -
November 15, 2012 - Stratton School (O) Series A	2033	\$ 30,000	\$ 30,000	\$ 30,000	\$ 30,000	\$ 30,000	\$ 30,000	\$ 30,000	\$ 30,000	\$ 30,000	\$ 30,000
November 15, 2012 - Adv Ref Aug 15 2003 Remodeling 2 (I) Series B	2024	\$ 24,000	\$ -	\$ -	\$ -	\$ -	\$ -	\$ -	\$ -	\$ -	\$ -
November 15 2012 - Sewer 1 (I) Series A	2033	\$ 15,000	\$ 15,000	\$ 15,000	\$ 15,000	\$ 15,000	\$ 15,000	\$ 10,000	\$ 10,000	\$ 10,000	\$ 10,000
November 15, 2012 - Rink Renovations (I) Series A (Tax Supported Debt)	2033	\$ 15,000	\$ 15,000	\$ 15,000	\$ 15,000	\$ 15,000	\$ 15,000	\$ 10,000	\$ 10,000	\$ 10,000	\$ 10,000
November 15, 2012 - Adv Ref Aug 15 2003 Dallin (IE) Series B	2024	\$ 12,000	\$ -	\$ -	\$ -	\$ -	\$ -	\$ -	\$ -	\$ -	\$ -
November 15, 2012 - (AHS Parking Lot Culvert) Sewer 2 (I) Series A	2033	\$ 10,000	\$ 10,000	\$ 10,000	\$ 10,000	\$ 10,000	\$ 10,000	\$ 10,000	\$ 10,000	\$ 10,000	\$ 10,000
November 15, 2012 - Parking Lot & Sidewalk Ramps (I) Series A	2028	\$ 5,000	\$ 5,000	\$ 5,000	\$ 5,000	\$ 5,000	\$ -	\$ -	\$ -	\$ -	\$ -
August 26, 2013 - Construct./Reconst. Water Mains & Facs. MWRA Water (O)	2024	\$ 55,000	\$ -	\$ -	\$ -	\$ -	\$ -	\$ -	\$ -	\$ -	\$ -
November 1, 2013 - Perm. Financing-BAN Princ.Amt-Thompson Sch. (OE)	2034	\$ 80,000	\$ 80,000	\$ 80,000	\$ 80,000	\$ 80,000	\$ 80,000	\$ 80,000	\$ 80,000	\$ 75,000	\$ 75,000
November 1, 2013 - Construction / Reconst. of Sewers & Sewer Facs. (I)	2034	\$ 60,000	\$ 60,000	\$ 60,000	\$ 60,000	\$ 60,000	\$ 60,000	\$ 60,000	\$ 60,000	\$ 60,000	\$ 60,000
November 1, 2013 - Perm. Financing-BAN Princ.Amt-Thompson Sch. (O)	2034	\$ 40,000	\$ 40,000	\$ 40,000	\$ 40,000	\$ 40,000	\$ 40,000	\$ 40,000	\$ 40,000	\$ 40,000	\$ 40,000
November 1, 2013 - Water System Rehab. - Cemetery (I)	2034	\$ 20,000	\$ 20,000	\$ 20,000	\$ 20,000	\$ 20,000	\$ 20,000	\$ 20,000	\$ 20,000	\$ 20,000	\$ 20,000
November 1, 2013 - Hibbert Playground (I)	2029	\$ 20,000	\$ 20,000	\$ 20,000	\$ 15,000	\$ 15,000	\$ 15,000	\$ -	\$ -	\$ -	\$ -
November 1, 2013 - Boiler - AHS Bldg. "F" (I)	2025	\$ 20,000	\$ 20,000	\$ -	\$ -	\$ -	\$ -	\$ -	\$ -	\$ -	\$ -
November 1, 2013 - Chiller - Peirce School (I)	2024	\$ 15,000	\$ -	\$ -	\$ -	\$ -	\$ -	\$ -	\$ -	\$ -	\$ -
November 1, 2013 - Repainting of 1892 Building (I)	2034	\$ 10,000	\$ 5,000	\$ 5,000	\$ 5,000	\$ 5,000	\$ 5,000	\$ 5,000	\$ 5,000	\$ 5,000	\$ 5,000
November 1, 2013 - Parking Lot Culvert - High School (I)	2034	\$ 10,000	\$ 10,000	\$ 10,000	\$ 10,000	\$ 10,000	\$ 10,000	\$ 10,000	\$ 10,000	\$ 10,000	\$ 10,000
November 1, 2013 - North Union Playground (I)	2029	\$ 10,000	\$ 10,000	\$ 10,000	\$ 10,000	\$ 10,000	\$ 10,000	\$ -	\$ -	\$ -	\$ -
November 1, 2013 - Whittemore Rob.Hs.Cottage Kitch & Bath (I)	2024	\$ 5,000	\$ -	\$ -	\$ -	\$ -	\$ -	\$ -	\$ -	\$ -	\$ -
November 1, 2013 - Opticom Updates - Traffic Lights (I)	2024	\$ 5,000	\$ -	\$ -	\$ -	\$ -	\$ -	\$ -	\$ -	\$ -	\$ -
November 1, 2013 - Sidewalk Ramps - Installation (I)	2027	\$ 5,000	\$ 5,000	\$ 5,000	\$ 5,000	\$ -	\$ -	\$ -	\$ -	\$ -	\$ -
November 1, 2013 - Truck w/ Welder Unit - 350 AMP (I)	2024	\$ 5,000	\$ -	\$ -	\$ -	\$ -	\$ -	\$ -	\$ -	\$ -	\$ -
November 1, 2013 - 1-Ton Dump Truck w/ Plow (I)	2024	\$ 5,000	\$ -	\$ -	\$ -	\$ -	\$ -	\$ -	\$ -	\$ -	\$ -
November 1, 2013 - Construct./Reconst. Water Mains & Water Facs. (O)	2034	\$ 5,000	\$ 5,000	\$ 5,000	\$ 5,000	\$ 5,000	\$ 5,000	\$ 5,000	\$ 5,000	\$ 5,000	\$ 5,000
November 4, 2014 - Fire Station Construction (I)	2035	\$ 305,000	\$ 305,000	\$ 300,000	\$ 300,000	\$ 300,000	\$ 300,000	\$ 300,000	\$ 300,000	\$ 300,000	\$ 300,000
November 4, 2014 - Water Meter Replacement Public Works (Non-MWRA) (O)	2024	\$ 130,000	\$ -	\$ -	\$ -	\$ -	\$ -	\$ -	\$ -	\$ -	\$ -
November 4, 2014 - PCs - Academic PC Replacement - Schools - District-Wide (I)	2024	\$ 50,000	\$ -	\$ -	\$ -	\$ -	\$ -	\$ -	\$ -	\$ -	\$ -
November 4, 2014 - Spy Pond Tennis Courts - Recreation (I)	2029	\$ 35,000	\$ 30,000	\$ 30,000	\$ 30,000	\$ 30,000	\$ 30,000	\$ -	\$ -	\$ -	\$ -
November 4, 2014 - Perm. Financing-BAN Princ. Amt & Interest - Central Fire Station (I)	2035	\$ 25,000	\$ 25,000	\$ 20,000	\$ 20,000	\$ 20,000	\$ 20,000	\$ 20,000	\$ 20,000	\$ 20,000	\$ 20,000
November 4, 2014 - Building Renovations - Community Safety - 5 Yr. Plan (I)	2035	\$ 20,000	\$ 20,000	\$ 20,000	\$ 20,000	\$ 20,000	\$ 20,000	\$ 15,000	\$ 15,000	\$ 15,000	\$ 15,000
November 4, 2014 - Roadway Improvements - Public Works (I)	2029	\$ 15,000	\$ 15,000	\$ 15,000	\$ 15,000	\$ 15,000	\$ 15,000	\$ -	\$ -	\$ -	\$ -
November 4, 2014 - Hardy School Windows - School Dept. (I)	2035	\$ 15,000	\$ 15,000	\$ 10,000	\$ 10,000	\$ 10,000	\$ 10,000	\$ 10,000	\$ 10,000	\$ 10,000	\$ 10,000
November 4, 2014 - ARB - Central Parking Lot Replacement - Redevelopment Board (I)	2029	\$ 10,000	\$ 10,000	\$ 5,000	\$ 5,000	\$ 5,000	\$ 5,000	\$ -	\$ -	\$ -	\$ -
November 4, 2014 - Flood Mitigation Grant FEMA Millbrook - Public Works (I)	2034	\$ 5,000	\$ 5,000	\$ 5,000	\$ 5,000	\$ 5,000	\$ 5,000	\$ 5,000	\$ 5,000	\$ 5,000	\$ 5,000
November 4, 2014 - Install Sidewalk Ramps - Public Works (I)	2028	\$ 5,000	\$ 5,000	\$ 5,000	\$ 5,000	\$ 5,000	\$ -	\$ -	\$ -	\$ -	\$ -
November 4, 2014 - Magnolia Field Basketball Court Renovation - Recreation (I)	2029	\$ 5,000	\$ 5,000	\$ 5,000	\$ 5,000	\$ 5,000	\$ 5,000	\$ -	\$ -	\$ -	\$ -
November 4, 2014 - Stratton Building Improvements - School Dept. (I)	2035	\$ 5,000	\$ 5,000	\$ 5,000	\$ 5,000	\$ 5,000	\$ 5,000	\$ 5,000	\$ 5,000	\$ 5,000	\$ 5,000



DEBT SERVICE PAYMENTS FOR AUTHORIZED AND BORROWED DEBT, 2024-2033 (cont.)

I = Inside Limit (GL c44s7), O = Outside Limit (GL c44s8/c44s70b); E = Exempt Existing Debt Service as of March 2023

Purpose and Original Amount Borrowed	Final Payment Year	2024	2025	2026	2027	2028	2029	2030	2031	2032	2033
February 23, 2015 - Construction / Reconst. Of Water Mains & Water Facs. - MWRA	2025	\$ 75,000	\$ 75,000								
May 18, 2015 - Construction/Reconst. Sewers & Sewer Facs. - MWRA	2025	\$ 20,000	\$ 20,000								
November 13, 2015 - Adv Ref July 15, 2006 Dallin School (IE) Series B	2025	\$ 165,000	\$ 155,000	\$ 150,000							
November 13, 2015 School - Replacement academic PC's district wide (I)	2025	\$ 40,000	\$ 40,000	\$ 40,000							
November 13, 2015 - Adv Ref July 15, 2006 Dallin School 2 (I) Series B	2025	\$ 40,000	\$ 40,000	\$ 35,000							
November 13, 2015 Rink Renovations: Electrical Improvements (ISS)	2024	\$ 30,000	\$ 30,000								
November 13, 2015 Magnolia Playground (I)	2030	\$ 30,000	\$ 30,000	\$ 30,000	\$ 30,000	\$ 30,000	\$ 30,000	\$ 30,000	\$ 30,000		
November 13, 2015 - Adv Ref July 15, 2006 Remodeling (I) Series B	2025	\$ 30,000	\$ 30,000	\$ 25,000							
November 13, 2015 Flood Mitigation Grant FEMA Millbrook (I)	2030	\$ 20,000	\$ 20,000	\$ 20,000	\$ 20,000	\$ 20,000	\$ 20,000	\$ 20,000	\$ 20,000		
November 13, 2015 DPW Yard Bldg C Replace Spanish Tile Roof (I)	2030	\$ 20,000	\$ 20,000	\$ 20,000	\$ 20,000	\$ 20,000	\$ 20,000	\$ 20,000	\$ 20,000		
November 13, 2015 Garage Renovation/Rehab Chapel/HVAC (I)	2029	\$ 10,000	\$ 10,000	\$ 10,000	\$ 10,000	\$ 10,000	\$ 10,000	\$ 10,000	\$ 10,000		
November 13, 2015 ARB - 23 Maple St, Porches, Entryways (I)	2030	\$ 10,000	\$ 10,000	\$ 10,000	\$ 10,000	\$ 10,000	\$ 10,000	\$ 10,000	\$ 5,000	\$ 5,000	
November 13, 2015 Hardy Windows (I)	2030	\$ 10,000	\$ 10,000	\$ 10,000	\$ 10,000	\$ 10,000	\$ 10,000	\$ 10,000	\$ 10,000	\$ 10,000	
November 13, 2015 Whittemore Robbins - Basement Waterproofing (I)	2027	\$ 5,000	\$ 5,000	\$ 5,000	\$ 5,000	\$ 5,000					
November 13, 2015 Whittemore Robb. Hs-Replace 4 HVAC units & Computers (I)	2030	\$ 5,000	\$ 5,000	\$ 5,000	\$ 5,000	\$ 5,000	\$ 5,000	\$ 5,000	\$ 5,000	\$ 5,000	
November 13, 2015 School Dept. Admin Computers (I)	2023	\$ 5,000									
November 13, 2015 Cemetery Roadway Improvements (I)	2029	\$ 5,000	\$ 5,000	\$ 5,000	\$ 5,000	\$ 5,000	\$ 5,000	\$ 5,000	\$ 5,000		
November 13, 2015 Install Sidewalk Ramps (I)	2028	\$ 5,000	\$ 5,000	\$ 5,000	\$ 5,000	\$ 5,000	\$ 5,000	\$ 5,000			
November 13, 2015 Replace Retaining Wall - Westminster Ave (I)	2030	\$ 5,000	\$ 5,000	\$ 5,000	\$ 5,000	\$ 5,000	\$ 5,000	\$ 5,000	\$ 5,000	\$ 5,000	
November 13, 2015 Town Hall - Renovations (I)	2030	\$ 5,000	\$ 5,000	\$ 5,000	\$ 5,000	\$ 5,000	\$ 5,000	\$ 5,000	\$ 5,000	\$ 5,000	
November 13, 2015 Summer Street & Buck Field Safety Fencing Repair (I)	2024	\$ 5,000	\$ 5,000								
November 13, 2015 Replace Dividing Wall - Gibbs Gymnasium (I)	2025	\$ 5,000	\$ 5,000	\$ 5,000							
November 13, 2015 ARB - Jefferson Cutter House - Roof Replace & Gutters (I)	2027	\$ 5,000	\$ 5,000	\$ 5,000	\$ 5,000	\$ 5,000					
November 13, 2015 ARB - Paving Central School Parking Lot (I)	2030	\$ 5,000	\$ 5,000	\$ 5,000	\$ 5,000	\$ 5,000	\$ 5,000	\$ 5,000	\$ 5,000	\$ 5,000	
November 13, 2015 Regrade Bishop School Parking Lot (I)	2030	\$ 5,000	\$ 5,000	\$ 5,000	\$ 5,000	\$ 5,000	\$ 5,000	\$ 5,000	\$ 5,000	\$ 5,000	
February 22, 2016 - MWRA Sewer (O)	2026	\$ 25,000	\$ 25,000	\$ 25,000							
May 16 2016 - MWRA Water (O)	2026	\$ 90,000	\$ 90,000	\$ 90,000							
November 9 2016 - Stratton School Renovations II (IE)	2045	\$ 285,000	\$ 285,000	\$ 285,000	\$ 285,000	\$ 285,000	\$ 285,000	\$ 285,000	\$ 285,000	\$ 285,000	\$ 285,000
November 9 2016 - Community Safety Building (I)	2044	\$ 275,000	\$ 275,000	\$ 275,000	\$ 275,000	\$ 275,000	\$ 275,000	\$ 275,000	\$ 275,000	\$ 275,000	\$ 275,000
November 9 2016 - Stratton Modular Classrooms (I)	2036	\$ 155,000	\$ 155,000	\$ 155,000	\$ 155,000	\$ 155,000	\$ 155,000	\$ 155,000	\$ 155,000	\$ 155,000	\$ 155,000
November 9 2016 - Ladder @ 109 Tower Unit (I)	2031	\$ 80,000	\$ 80,000	\$ 80,000	\$ 80,000	\$ 80,000	\$ 80,000	\$ 80,000	\$ 80,000	\$ 80,000	\$ 80,000
November 9 2016 - Stratton Building Improvements (I)	2036	\$ 55,000	\$ 55,000	\$ 55,000	\$ 55,000	\$ 55,000	\$ 55,000	\$ 55,000	\$ 55,000	\$ 55,000	\$ 55,000
November 9 2016 - DPW Facility Design (I)	2036	\$ 50,000	\$ 50,000	\$ 50,000	\$ 50,000	\$ 50,000	\$ 50,000	\$ 50,000	\$ 50,000	\$ 50,000	\$ 50,000
November 9 2016 - District Wide Replacement of PCs (I)	2026	\$ 40,000	\$ 40,000	\$ 40,000	\$ 40,000						
November 9 2016 - Pierce Field Turf Replacement (I)	2030	\$ 35,000	\$ 35,000	\$ 35,000	\$ 35,000	\$ 35,000	\$ 35,000	\$ 35,000	\$ 35,000	\$ 35,000	
November 9 2016 - 4WD Truck with Sander/Dump Body(I)	2023	\$ 25,000									
November 9 2016 - 4WD Truck with Sander (I)	2023	\$ 20,000									
November 9 2016 - Snow Cat (I)	2023	\$ 15,000									
November 9 2016 - Stratton School Renovations I (I)	2036	\$ 10,000	\$ 10,000	\$ 10,000	\$ 10,000	\$ 10,000	\$ 10,000	\$ 10,000	\$ 10,000	\$ 10,000	\$ 10,000
November 9 2016 - School Bus #106 (I)	2023	\$ 10,000									
November 9 2016 - School Department Administration Computers (I)	2024	\$ 5,000	\$ 5,000								
November 9 2016 - Town Micro Computer Program (I)	2026	\$ 5,000	\$ 5,000	\$ 5,000	\$ 5,000						



DEBT SERVICE PAYMENTS FOR AUTHORIZED AND BORROWED DEBT, 2024-2033 (cont.)

I = Inside Limit (GL c44s7), O = Outside Limit (GL c44s8/c44s70b); E = Exempt Existing Debt Service as of March 2023

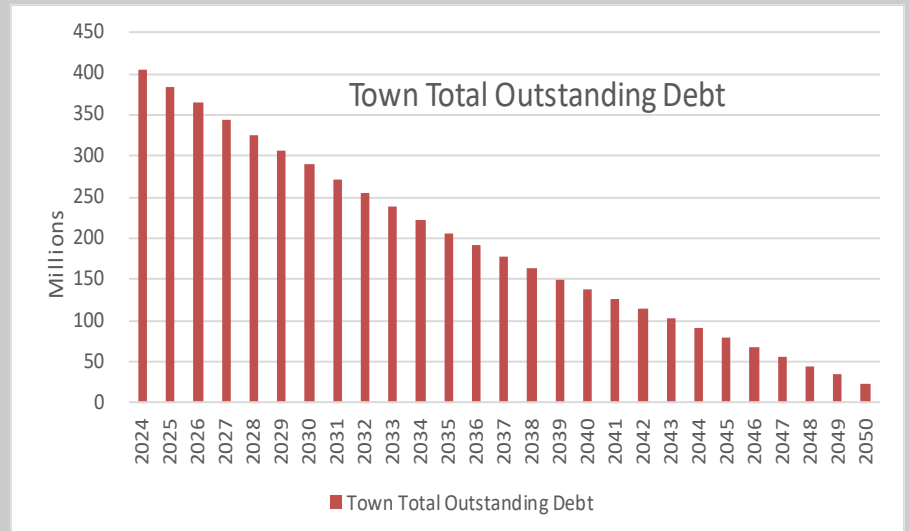
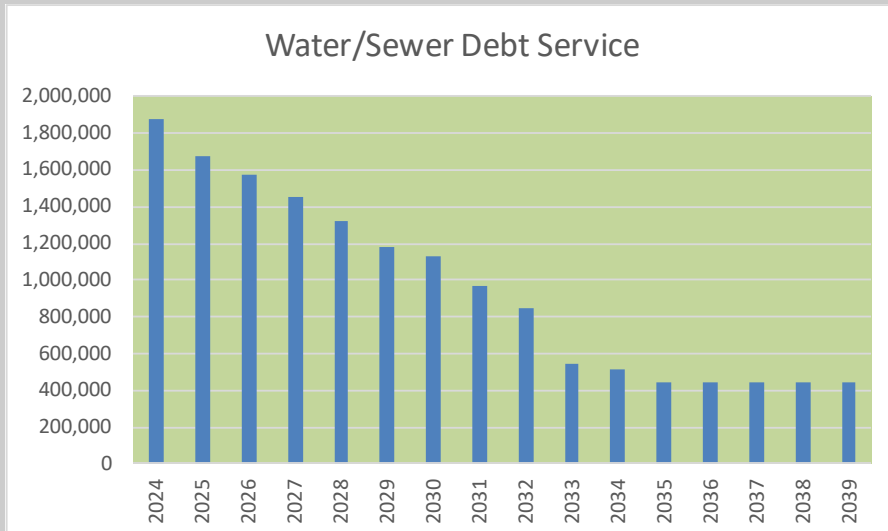
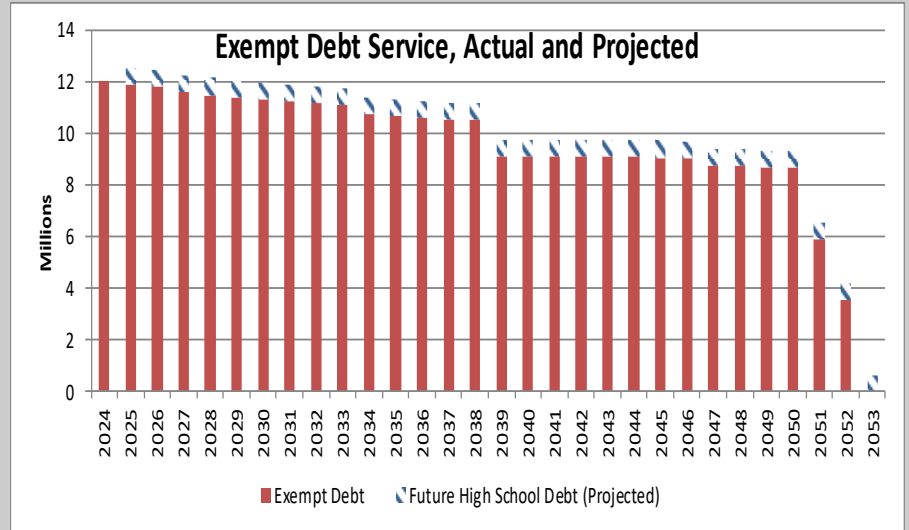
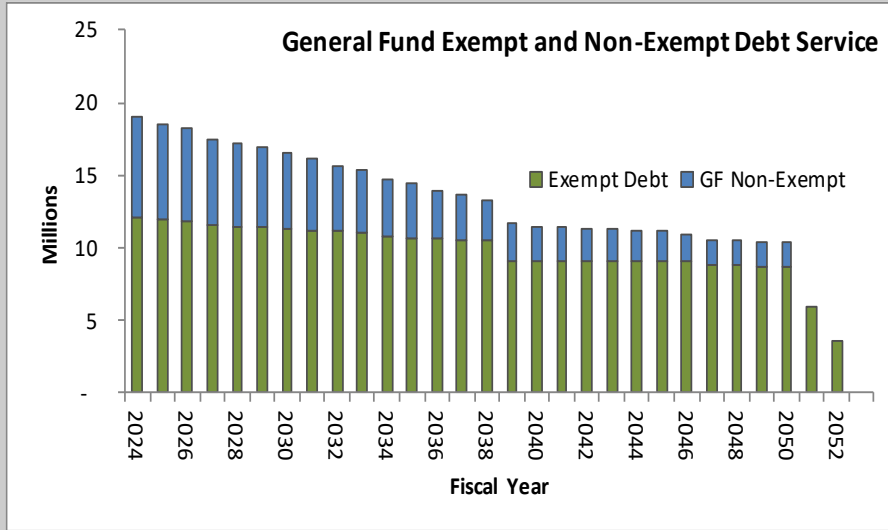
Purpose and Original Amount Borrowed	Final Payment Year	2024	2025	2026	2027	2028	2029	2030	2031	2032	2033
November 9 2016 - 1-Ton Truck (I)	2023	\$ 5,000									
November 9 2016 - 1-Ton Utility Truck (I)	2023	\$ 5,000									
November 9 2016 - 1-Ton Dump Truck with Plow/Sander (I)	2023	\$ 5,000									
November 9 2016 - 1-Ton Utility with Gate Lift (I)	2023	\$ 5,000									
November 9 2016 - Sidewalk Ramps (I)	2029	\$ 5,000	\$ 5,000	\$ 5,000	\$ 5,000	\$ 5,000	\$ 5,000	\$ 5,000	\$ 5,000		
November 9 2016 - Traffic Signals Upgrade (I)	2026	\$ 5,000	\$ 5,000	\$ 5,000	\$ 5,000						
November 9 2016 - DPW Facility Oversight - Dam & Construction (I)	2026	\$ 5,000	\$ 5,000	\$ 5,000	\$ 5,000						
November 9 2016 - ADA Study Implementation Program (I)	2026	\$ 5,000	\$ 5,000	\$ 5,000	\$ 5,000						
November 9 2016 - ARV 23 Maple Street Entrance (I)	2034	\$ 5,000	\$ 5,000	\$ 5,000	\$ 5,000	\$ 5,000	\$ 5,000	\$ 5,000	\$ 5,000	\$ 5,000	\$ 5,000
November 9 2016 - Menotomy Preschool Renovation (I)	2036	\$ 5,000	\$ 5,000	\$ 5,000	\$ 5,000	\$ 5,000	\$ 5,000	\$ 5,000	\$ 5,000	\$ 5,000	\$ 5,000
November 9 2016 - Menotomy Preschool Playground (I)	2025	\$ 5,000	\$ 5,000	\$ 5,000							
March 6 2017 - MWRA Sewer (I)	2027	\$ 20,000	\$ 20,000	\$ 20,000	\$ 20,000						
May 15, 2017 - MWRA Water (O)	2027	\$ 110,000	\$ 110,000	\$ 110,000	\$ 110,000						
December 7, 2017 Gibbs School Renovation (IE)	2037	\$ 1,055,000	\$ 1,055,000	\$ 1,055,000	\$ 1,055,000	\$ 1,055,000	\$ 1,055,000	\$ 1,055,000	\$ 1,055,000	\$ 1,055,000	\$ 1,055,000
December 7, 2017 Thompson School Expansion (IE)	2037	\$ 180,000	\$ 180,000	\$ 180,000	\$ 180,000	\$ 180,000	\$ 180,000	\$ 180,000	\$ 180,000	\$ 180,000	\$ 180,000
December 7, 2017 Hardy School Expansion (I)	2037	\$ 160,000	\$ 160,000	\$ 160,000	\$ 160,000	\$ 160,000	\$ 155,000	\$ 155,000	\$ 155,000	\$ 155,000	\$ 155,000
December 7, 2017 Gibbs School Design (IE)	2037	\$ 115,000	\$ 115,000	\$ 115,000	\$ 115,000	\$ 115,000	\$ 115,000	\$ 115,000	\$ 115,000	\$ 115,000	\$ 115,000
December 7, 2017 Purchase New Engine Pump - Replace #1007 (I)	2037	\$ 25,000	\$ 25,000	\$ 25,000	\$ 25,000	\$ 25,000	\$ 25,000	\$ 25,000	\$ 25,000	\$ 25,000	\$ 25,000
December 7, 2017 3-4 Ton Pick Up Truck w/ Lift Gates & Plows (2) (I)	2024	\$ 10,000	\$ 10,000								
December 7, 2017 Town Hall Renovations (I)	2035	\$ 5,000	\$ 5,000	\$ 5,000	\$ 5,000	\$ 5,000	\$ 5,000	\$ 5,000	\$ 5,000	\$ 5,000	\$ 5,000
December 7, 2017 Town - Microcomputer Program (I)	2027	\$ 5,000	\$ 5,000	\$ 5,000	\$ 5,000	\$ 5,000					
December 7, 2017 Traffic Signal Maint & Upgrades (I)	2027	\$ 5,000	\$ 5,000	\$ 5,000	\$ 5,000	\$ 5,000					
May 14, 2018 MWRA Water (O)	2028	\$ 110,000	\$ 110,000	\$ 110,000	\$ 110,000	\$ 110,000					
June 11, 2018 MWRA Sewer (I)	2028	\$ 5,250	\$ 5,250	\$ 5,250	\$ 5,250	\$ 5,250					
December 6, 2018 Hardy Elementary School Reconstruction	2039	\$ 65,000	\$ 65,000	\$ 65,000	\$ 65,000	\$ 65,000	\$ 65,000	\$ 65,000	\$ 65,000	\$ 65,000	\$ 65,000
December 6, 2018 Bridge Construction Mystic Mill Brook	2039	\$ 55,000	\$ 55,000	\$ 55,000	\$ 55,000	\$ 55,000	\$ 55,000	\$ 55,000	\$ 55,000	\$ 55,000	\$ 55,000
December 6, 2018 Sewer	2039	\$ 30,000	\$ 30,000	\$ 30,000	\$ 30,000	\$ 30,000	\$ 30,000	\$ 30,000	\$ 25,000	\$ 25,000	\$ 25,000
December 6, 2018 Bus #103-77 passenger bus	2024	\$ 25,000									
December 6, 2018 School District PC Replacements	2024	\$ 25,000									
December 6, 2018 Water Meter Replacement	2028	\$ 25,000	\$ 20,000	\$ 20,000	\$ 20,000	\$ 20,000					
December 6, 2018 Water Meter Replacement #2	2029	\$ 25,000	\$ 25,000	\$ 25,000	\$ 25,000	\$ 25,000	\$ 25,000				
December 6, 2018 Bus #107-53 passenger bus	2024	\$ 20,000									
December 6, 2018 School Security Upgrades	2024	\$ 20,000									
December 6, 2018 Bucket Truck	2026	\$ 20,000	\$ 20,000	\$ 20,000							
December 6, 2018 Dallin School Chiller	2039	\$ 15,000	\$ 15,000	\$ 15,000	\$ 15,000	\$ 15,000	\$ 15,000	\$ 10,000	\$ 10,000	\$ 10,000	\$ 10,000
December 6, 2018 Ottoson School HVAC Unit	2039	\$ 15,000	\$ 15,000	\$ 15,000	\$ 15,000	\$ 15,000	\$ 15,000	\$ 10,000	\$ 10,000	\$ 10,000	\$ 10,000
December 6, 2018 44,000 GVW, 4WD Truck with Sander	2029	\$ 15,000	\$ 15,000	\$ 15,000	\$ 15,000	\$ 15,000	\$ 15,000				
December 6, 2018 HVAC Replacement	2039	\$ 15,000	\$ 15,000	\$ 15,000	\$ 10,000	\$ 10,000	\$ 10,000	\$ 10,000	\$ 10,000	\$ 10,000	\$ 10,000
December 6, 2018 Hardy Playground	2034	\$ 15,000	\$ 15,000	\$ 15,000	\$ 15,000	\$ 15,000	\$ 15,000	\$ 10,000	\$ 10,000	\$ 10,000	\$ 10,000
December 6, 2018 33,000 GVW Dump Truck with Plow	2026	\$ 10,000	\$ 10,000	\$ 10,000							
December 6, 2018 School Food Service Truck	2026	\$ 5,000	\$ 5,000	\$ 5,000							
December 6, 2018 Town Hall Renovations	2039	\$ 5,000	\$ 5,000	\$ 5,000	\$ 5,000	\$ 5,000	\$ 5,000	\$ 5,000	\$ 5,000	\$ 5,000	\$ 5,000
December 6, 2018 Library Elevator Overhaul	2036	\$ 5,000	\$ 5,000	\$ 5,000	\$ 5,000	\$ 5,000	\$ 5,000	\$ 5,000	\$ 5,000	\$ 5,000	\$ 5,000
December 6, 2018 Traffic Signal Upgrades	2029	\$ 5,000	\$ 5,000	\$ 5,000	\$ 5,000	\$ 5,000	\$ 5,000				
May 20, 2019 MWRA Sewer	2029	\$ 20,000	\$ 20,000	\$ 20,000	\$ 20,000	\$ 20,000	\$ 20,000				
September 9, 2019 MWRA Water	2030	\$ 130,000	\$ 130,000	\$ 130,000	\$ 130,000	\$ 130,000	\$ 130,000	\$ 130,000			



DEBT SERVICE PAYMENTS FOR AUTHORIZED AND BORROWED DEBT, 2024-2033 (cont.)

I = Inside Limit (GL c44s7), O = Outside Limit (GL c44s8/c44s70b); E = Exempt Existing Debt Service as of March 2023

Purpose and Original Amount Borrowed	Final Payment Year	2024	2025	2026	2027	2028	2029	2030	2031	2032	2033
December 4, 2019 Arlington High School Construction (EO)	2050	\$ 1,115,000	\$ 1,175,000	\$ 1,235,000	\$ 1,300,000	\$ 1,365,000	\$ 1,435,000	\$ 1,510,000	\$ 1,575,000	\$ 1,625,000	\$ 1,660,000
December 4, 2019 Senior Center (Community Center) Construction (I)	2050	\$ 255,000	\$ 255,000	\$ 255,000	\$ 255,000	\$ 255,000	\$ 255,000	\$ 255,000	\$ 255,000	\$ 255,000	\$ 255,000
December 4, 2019 Radio Upgrade Replacement - Program (I)	2030	\$ 95,000	\$ 95,000	\$ 95,000	\$ 95,000	\$ 95,000	\$ 95,000	\$ 95,000			
December 4, 2019 Lake Street/Bikeway Intersection Improvement (I)	2035	\$ 50,000	\$ 50,000	\$ 50,000	\$ 50,000	\$ 50,000	\$ 50,000	\$ 50,000	\$ 50,000	\$ 50,000	\$ 50,000
December 4, 2019 Gibbs School Renovation (I)	2048	\$ 40,000	\$ 35,000	\$ 35,000	\$ 35,000	\$ 35,000	\$ 35,000	\$ 35,000	\$ 35,000	\$ 35,000	\$ 35,000
December 4, 2019 Radio Upgrade Replacement (radio upgrade program) (I)	2030	\$ 40,000	\$ 40,000	\$ 35,000	\$ 35,000	\$ 35,000	\$ 35,000	\$ 35,000			
December 4, 2019 Arlington High School Feasibility Study (EO)	2048	\$ 30,000	\$ 30,000	\$ 35,000	\$ 35,000	\$ 35,000	\$ 40,000	\$ 40,000	\$ 45,000	\$ 45,000	\$ 45,000
December 4, 2019 Community Center Plans (I)	2048	\$ 15,000	\$ 15,000	\$ 15,000	\$ 15,000	\$ 15,000	\$ 15,000	\$ 10,000	\$ 10,000	\$ 10,000	\$ 10,000
December 4, 2019 Library Repointing (I)	2040	\$ 5,000	\$ 5,000	\$ 5,000	\$ 5,000	\$ 5,000	\$ 5,000	\$ 5,000	\$ 5,000	\$ 5,000	\$ 5,000
December 4, 2019 Traffic Signal Upgrades (I)	2027	\$ 5,000	\$ 5,000	\$ 5,000	\$ 5,000						
March 2, 2020 MWRA Sewer	2030	\$ 20,000	\$ 20,000	\$ 20,000	\$ 20,000	\$ 20,000	\$ 20,000	\$ 20,000			
March 2, 2020 MWRA	2032	\$ 16,223	\$ 16,223	\$ 16,223	\$ 16,223	\$ 16,223	\$ 16,223	\$ 16,223	\$ 16,223	\$ 16,223	\$ 16,223
March 11, 2021 High School (E)	2051	\$ 1,085,000	\$ 1,140,000	\$ 1,200,000	\$ 1,260,000	\$ 1,325,000	\$ 1,395,000	\$ 1,465,000	\$ 1,540,000	\$ 1,595,000	\$ 1,635,000
March 11, 2021 DPW Facility (I)	2051	\$ 450,000	\$ 475,000	\$ 500,000	\$ 525,000	\$ 555,000	\$ 580,000	\$ 610,000	\$ 640,000	\$ 665,000	\$ 680,000
March 11, 2021 Reservoir Improvements Recreation	2036	\$ 165,000	\$ 165,000	\$ 165,000	\$ 165,000	\$ 165,000	\$ 165,000	\$ 165,000	\$ 165,000	\$ 160,000	\$ 160,000
March 11, 2021 Rescue Ambulance	2026	\$ 60,000	\$ 60,000	\$ 60,000							
March 11, 2021 Whitmore Robins Cottage	2041	\$ 30,000	\$ 25,000	\$ 25,000	\$ 25,000	\$ 25,000	\$ 25,000	\$ 25,000	\$ 25,000	\$ 25,000	\$ 25,000
March 11, 2021 Community Center Renovations	2048	\$ 20,000	\$ 20,000	\$ 20,000	\$ 20,000	\$ 20,000	\$ 20,000	\$ 20,000	\$ 20,000	\$ 15,000	\$ 15,000
March 11, 2021 Pierce School Playground Updates	2041	\$ 20,000	\$ 20,000	\$ 20,000	\$ 20,000	\$ 20,000	\$ 20,000	\$ 15,000	\$ 15,000	\$ 15,000	\$ 15,000
March 11, 2021 Town Hall Renovations	2041	\$ 15,000	\$ 15,000	\$ 15,000	\$ 15,000	\$ 15,000	\$ 15,000	\$ 15,000	\$ 15,000	\$ 15,000	\$ 15,000
March 11, 2021 Boom Dump Chip Truck	2036	\$ 15,000	\$ 15,000	\$ 15,000	\$ 15,000	\$ 10,000	\$ 10,000	\$ 10,000	\$ 10,000	\$ 10,000	\$ 10,000
March 11, 2021 School Playground Updates	2036	\$ 10,000	\$ 10,000	\$ 10,000	\$ 10,000	\$ 10,000	\$ 10,000	\$ 5,000	\$ 5,000	\$ 5,000	\$ 5,000
March 11, 2021 Bleacher Lift Rink	2036	\$ 10,000	\$ 10,000	\$ 10,000	\$ 10,000	\$ 10,000	\$ 10,000	\$ 10,000	\$ 10,000	\$ 10,000	\$ 10,000
May 20, 2021 MWRA Water	2031	\$ 120,000	\$ 120,000	\$ 120,000	\$ 120,000	\$ 120,000	\$ 120,000	\$ 120,000	\$ 120,000		
February 24, 2022 Arlington High School EXEMPT	2052	\$ 1,360,000	\$ 1,430,000	\$ 1,500,000	\$ 1,580,000	\$ 1,660,000	\$ 1,745,000	\$ 1,835,000	\$ 1,930,000	\$ 2,015,000	\$ 2,100,000
February 24, 2022 DPW Building, Water/Sewer portion	2052	\$ 90,000	\$ 95,000	\$ 100,000	\$ 105,000	\$ 110,000	\$ 115,000	\$ 125,000	\$ 130,000	\$ 135,000	\$ 140,000
February 24, 2022 DPW Building	2052	\$ 30,000	\$ 240,000	\$ 240,000	\$ 240,000	\$ 240,000	\$ 235,000	\$ 235,000	\$ 235,000	\$ 235,000	\$ 230,000
February 24, 2022 Parmenter School Exterior	2042	\$ 5,000	\$ 5,000	\$ 5,000	\$ 5,000	\$ 5,000	\$ 5,000	\$ 5,000	\$ 5,000	\$ 5,000	\$ 5,000
February 28, 2022 MWRA Water	2032	\$ 260,000	\$ 260,000	\$ 260,000	\$ 260,000	\$ 260,000	\$ 260,000	\$ 260,000	\$ 260,000	\$ 260,000	\$ -
February 28, 2022 MWRA Sewer	2032	\$ 19,600	\$ 19,600	\$ 19,600	\$ 19,600	\$ 19,600	\$ 19,600	\$ 19,600	\$ 19,600	\$ 19,600	\$ -
December 15 2022 Replace Fire Pumper #1025	2043	\$ 37,000	\$ 35,000	\$ 35,000	\$ 35,000	\$ 35,000	\$ 35,000	\$ 35,000	\$ 35,000	\$ 35,000	\$ 35,000
December 15 2022 Street Sweeper	2033	\$ 25,100	\$ 25,000	\$ 25,000	\$ 25,000	\$ 25,000	\$ 25,000	\$ 25,000	\$ 25,000	\$ 25,000	\$ 25,000
December 15 2022 Hardy School Roof Replacement	2043	\$ 20,000	\$ 20,000	\$ 20,000	\$ 20,000	\$ 20,000	\$ 20,000	\$ 20,000	\$ 20,000	\$ 20,000	\$ 20,000
December 15 2022 Replace Vehicle #1015	2033	\$ 19,000	\$ 15,000	\$ 15,000	\$ 15,000	\$ 15,000	\$ 15,000	\$ 15,000	\$ 15,000	\$ 10,000	\$ 10,000
December 15 2022 Zetron Fire Alarm Update	2033	\$ 16,000	\$ 15,000	\$ 15,000	\$ 15,000	\$ 15,000	\$ 10,000	\$ 10,000	\$ 10,000	\$ 10,000	\$ 10,000
December 15 2022 Police Boiler Replacement	2043	\$ 10,000	\$ 10,000	\$ 10,000	\$ 10,000	\$ 5,000	\$ 5,000	\$ 5,000	\$ 5,000	\$ 5,000	\$ 5,000
December 15 2022 Peirce School Additional Classrooms	2033	\$ 10,000	\$ 10,000	\$ 10,000	\$ 10,000	\$ 10,000	\$ 10,000	\$ 10,000	\$ 10,000	\$ 10,000	\$ 10,000
December 15 2022 Brackett School Playgrounds	2038	\$ 10,000	\$ 5,000	\$ 5,000	\$ 5,000	\$ 5,000	\$ 5,000	\$ 5,000	\$ 5,000	\$ 5,000	\$ 5,000
December 15 2022 Gibbs School Drainage Repairs	2026	\$ 6,500	\$ 5,000	\$ 5,000	\$ -	\$ -	\$ -	\$ -	\$ -	\$ -	\$ -
December 15 2022 DPW Building	2053	\$ 4,183	\$ 60,000	\$ 60,000	\$ 65,000	\$ 70,000	\$ 70,000	\$ 75,000	\$ 80,000	\$ 85,000	\$ 90,000
December 15 2022 DPW Building - Water/Sewer	2053	\$ 2,217	\$ 50,000	\$ 50,000	\$ 55,000	\$ 60,000	\$ 60,000	\$ 65,000	\$ 65,000	\$ 70,000	\$ 75,000
December 15 2022 DPW Building - Water/Sewer	2033	\$ 19,000	\$ 19,000	\$ 19,000	\$ 19,000	\$ 19,000	\$ 19,000	\$ 19,000	\$ 19,000	\$ 19,000	\$ 19,000





THIS PAGE INTENTIONALLY LEFT BLANK

