



TRANSPORTATION ADVISORY COMMITTEE.

Arlington Planning Department,
730 Mass Ave, Arlington MA

Date: April 10, 2024.

To: Select Board.

From: Transportation Advisory Committee.

Subject: Recommended Changes for the Wachusett – Appleton Intersection

Memorandum

1 Background

A question was raised by a resident asking that the town investigate traffic behavior at this intersection. Specifically to investigate traffic rolling through the Stop signs.

A prior planning activity resulted in a proposal for this intersection on which no action was taken. As a part of this activity that proposal was examined and rejected as not sufficiently addressing the core issue.

2 Summary Observations

- Intersection presents drivers with a huge expanse of asphalt
- 6 feeder legs, five with stop signs and one does not (Appleton Eastbound)
- Drivers routinely slow but do not stop, preferring to roll out into the intersection
- When a second car is present, drivers stop
- When a pedestrian is present, drivers stop
- When more than 2 cars are at the intersection, drivers cautiously roll into the intersection – feeling out who has the right of way
- Once traffic proceeds, it uses the expanse of pavement without clear lanes
- Traffic behaves reasonably from a speed point of view
- Very few accidents - most recent in 2017 and only 4 in the last 20 years

3 Recommendations

- Add a Stop Sign to Appleton Eastbound
- Add ALL WAY Plaques per MUTCD section 2B.05 (R1-3P) under the Stop Signs at all approaches
- Add a Stop Ahead sign before the new Stop Sign
- Add a stop line painted in the road before the new Stop Sign


A queuing analysis was performed on the proposed Stop Sign on Appleton Street eastbound. The analysis found that there was no significant queuing by adding the sign.

Two proposals were made (square off the intersection or install a rotary) but were tabled due to the low traffic volumes and high costs associated with these.

Request that DPW review options the next time this area comes up on the regular schedule.

Detailed Observations: Four one hour sessions were spent observing this intersection on foot as well as multiple drives back and forth through each leg of the intersection.

Images:



Detailed Observations:

Walking observation dates and times:

- 8/1/22 10:00 to 10:30 AM
- 8/2/22 – 7:30 to 8:15 AM
- 8/3/22 – 4:30 to 5:15 PM
- 3/3/23 – 1:00 to 2:00 PM

Walking observations:

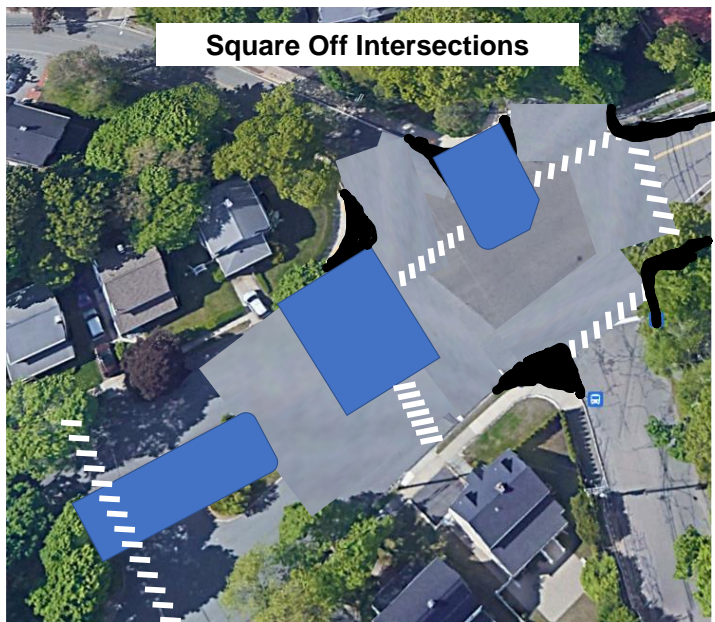
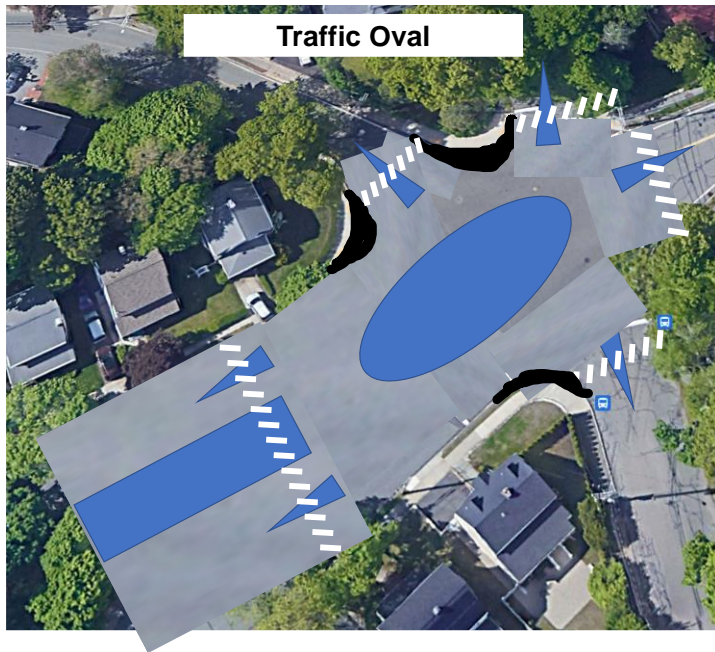
- Huge expanse of asphalt with good visibility except as noted below for Appleton eastbound
- Traffic was light during morning and noon observation periods and moderate/light in the afternoon rush
- Should revisit after school starts in the fall
- Very few pedestrians other than myself (10 or fewer)
- No children
- The only serious safety issue is related to Appleton coming eastbound – there is no stop sign there. Due to the layout of the intersection and plantings traffic is entering at speed and cannot see the pedestrians just entering the crosswalk or the traffic coming up Valentine after the stop sign
- Traffic flows well and self regulates well
- As volume increases, there is more hesitancy on the part of drivers trying to look at 5 different directions at the same time!
- Single cars entering the intersection - >90% of the time do not come to a complete stop
- Come through slowly with a rolling stop to see if all clear then go
- Can easily stop as needed – see below
- More than one car or a car and pedestrian at the intersection - >90% come to a complete stop to self-regulate auto and / or pedestrian flow
- The evening rush time is a little more chaotic
- People pull out and stop past the stop line to get better visibility and then it is not clear who has right of way
- People entering from Appleton eastbound stop even though they do not have to

Driving observations (multiple drives):

- Drove through the intersection entering and exiting through every one of the six legs two different times: mid-morning and afternoon rush
- Overall traffic flows relatively smoothly and self regulates
- Visibility is good even for Appleton eastbound
- As noted above is that you have to look around a large area and assess who is moving or not before proceeding

Potential Solutions:

Roundabout:



Attachments

Raw Data

Turning Count Reports

The following files which are posted along with this memo provide the raw data for the turning counts analysis:

- 2024 04 10 Wachusett Appleton Memo - 1.pdf
- 2024 04 10 Wachusett Appleton Memo - Arlington AM_AWS.pdf
- 2024 04 10 Wachusett Appleton Memo - Arlington AM_TWS.pdf
- 2024 04 10 Wachusett Appleton Memo - Arlington PM_AWS.pdf
- 2024 04 10 Wachusett Appleton Memo - Arlington PM_TWS.pdf

Accurate Counts

978-664-2565

N/S Street : Appleton S t/ Wachusett Ave

E/W Street : Appleton St / Valentine Rd

City/State : Arlington, MA

Weather : Cloudy

File Name : 24228701

Site Code : 24228701

Start Date : 11/9/2023

Page No : 1

Groups Printed- Cars - Trucks

Start Time	Wachusett Ave From Northeast					Appleton St From North					Appleton St From East					Wachusett Ave From South					Dow Ave From Southwest					Valentine Rd From West					Int. Total
	Hard Left	Bear Left	Thru	Bear Right	Hard Right	Hard Left	Left	Thru	Bear Right	Right	Left	Bear Left	Thru	Right	Hard Right	Hard Left	Left	Thru	Bear Right	Right	Hard Left	Bear Left	Thru	Bear Right	Hard Right	Left	Bear Left	Thru	Right	Hard Right	
07:00 AM	0	2	0	0	1	0	10	7	0	0	1	7	1	37	1	0	0	0	1	0	0	1	0	26	0	0	1	6	0	0	102
07:15 AM	1	1	0	0	0	0	5	8	0	0	0	10	3	59	0	0	0	3	0	0	0	1	0	22	1	0	1	13	0	0	128
07:30 AM	1	0	0	0	0	0	9	11	0	1	0	7	4	66	0	0	0	6	1	1	0	0	0	28	0	0	1	10	0	0	146
07:45 AM	0	3	1	0	2	0	10	39	3	0	4	7	4	54	0	1	3	17	3	1	0	2	1	16	1	0	0	8	4	0	184
Total	2	6	1	0	3	0	34	65	3	1	5	31	12	216	1	1	3	26	5	2	0	4	1	92	2	0	3	37	4	0	560
08:00 AM	0	0	0	0	1	0	9	21	0	0	1	6	2	52	1	1	0	19	2	2	1	1	4	32	5	1	1	15	2	0	179
08:15 AM	1	3	0	0	0	0	13	21	0	0	0	13	4	45	0	1	1	13	2	0	0	0	0	17	2	0	0	7	1	0	144
08:30 AM	0	0	0	0	0	1	4	4	0	0	1	7	3	44	0	0	1	7	0	0	0	0	0	26	0	0	0	10	0	0	108
08:45 AM	0	2	0	0	0	0	5	7	0	0	1	10	3	41	0	0	1	2	4	1	1	0	0	18	1	0	0	0	0	0	97
Total	1	5	0	0	1	1	31	53	0	0	3	36	12	182	1	2	3	41	8	3	2	1	4	93	8	1	1	32	3	0	528
09:00 AM	0	0	0	0	0	0	0	0	0	0	0	0	0	0	0	0	0	0	0	0	0	0	0	0	0	0	0	0	0	0	0
09:15 AM	0	0	0	0	0	0	0	0	0	0	0	0	0	0	0	0	0	0	0	0	0	0	0	0	0	0	0	0	0	0	0
09:30 AM	0	0	0	0	0	0	0	0	0	0	0	0	0	0	0	0	0	0	0	0	0	0	0	0	0	0	0	0	0	0	0
09:45 AM	0	0	0	0	0	0	0	0	0	0	0	0	0	0	0	0	0	0	0	0	0	0	0	0	0	0	0	0	0	0	0
Total	0	0	0	0	0	0	0	0	0	0	0	0	0	0	0	0	0	0	0	0	0	0	0	0	0	0	0	0	0	0	0
10:00 AM	0	0	0	0	0	0	0	0	0	0	0	0	0	0	0	0	0	0	0	0	0	0	0	0	0	0	0	0	0	0	0
10:15 AM	0	0	0	0	0	0	0	0	0	0	0	0	0	0	0	0	0	0	0	0	0	0	0	0	0	0	0	0	0	0	0
10:30 AM	0	0	0	0	0	0	0	0	0	0	0	0	0	0	0	0	0	0	0	0	0	0	0	0	0	0	0	0	0	0	0
10:45 AM	0	0	0	0	0	0	0	0	0	0	0	0	0	0	0	0	0	0	0	0	0	0	0	0	0	0	0	0	0	0	0
Total	0	0	0	0	0	0	0	0	0	0	0	0	0	0	0	0	0	0	0	0	0	0	0	0	0	0	0	0	0	0	0
11:00 AM	0	0	0	0	0	0	0	0	0	0	0	0	0	0	0	0	0	0	0	0	0	0	0	0	0	0	0	0	0	0	0
11:15 AM	0	0	0	0	0	0	0	0	0	0	0	0	0	0	0	0	0	0	0	0	0	0	0	0	0	0	0	0	0	0	0
11:30 AM	0	0	0	0	0	0	0	0	0	0	0	0	0	0	0	0	0	0	0	0	0	0	0	0	0	0	0	0	0	0	0
11:45 AM	0	0	0	0	0	0	0	0	0	0	0	0	0	0	0	0	0	0	0	0	0	0	0	0	0	0	0	0	0	0	0
Total	0	0	0	0	0	0	0	0	0	0	0	0	0	0	0	0	0	0	0	0	0	0	0	0	0	0	0	0	0	0	0
12:00 PM	0	0	0	0	0	0	0	0	0	0	0	0	0	0	0	0	0	0	0	0	0	0	0	0	0	0	0	0	0	0	0
12:15 PM	0	0	0	0	0	0	0	0	0	0	0	0	0	0	0	0	0	0	0	0	0	0	0	0	0	0	0	0	0	0	0
12:30 PM	0	0	0	0	0	0	0	0	0	0	0	0	0	0	0	0	0	0	0	0	0	0	0	0	0	0	0	0	0	0	0
12:45 PM	0	0	0	0	0	0	0	0	0	0	0	0	0	0	0	0	0	0	0	0	0	0	0	0	0	0	0	0	0	0	0
Total	0	0	0	0	0	0	0	0	0	0	0	0	0	0	0	0	0	0	0	0	0	0	0	0	0	0	0	0	0	0	0
01:00 PM	0	0	0	0	0	0	0	0	0	0	0	0	0	0	0	0	0	0	0	0	0	0	0	0	0	0	0	0	0	0	0
01:15 PM	0	0	0	0	0	0	0	0	0	0	0	0	0	0	0	0	0	0	0	0	0	0	0	0	0	0	0	0	0	0	0
01:30 PM	0	0	0	0	0	0	0	0	0	0	0	0	0	0	0	0	0	0	0	0	0	0	0	0	0	0	0	0	0	0	0
01:45 PM	0	0	0	0	0	0	0	0	0	0	0	0	0	0	0	0	0	0	0	0	0	0	0	0	0	0	0	0	0	0	0
Total	0	0	0	0	0	0	0	0	0	0	0	0	0	0	0	0	0	0	0	0	0	0	0	0	0	0	0	0	0	0	0
02:00 PM	0	0	0	0	0	0	0	0	0	0	0	0	0	0	0	0	0	0	0	0	0	0	0	0	0	0	0	0	0	0	0
02:15 PM	0	0	0	0	0	0	0	0	0	0	0	0	0	0	0	0	0	0	0	0	0	0	0	0	0	0	0	0	0	0	0
02:30 PM	0	0	0	0	0	0	0	0	0	0	0	0	0	0	0	0	0	0	0	0	0	0	0	0	0	0	0	0	0	0	0
02:45 PM	0	0	0	0	0	0	0	0	0	0	0	0	0	0	0	0	0	0	0	0	0	0	0	0	0	0	0	0	0	0	0
Total	0	0	0	0	0	0	0	0	0	0	0	0	0	0	0	0	0	0	0	0	0	0	0	0	0	0	0	0	0	0	0
03:00 PM	0	0	0	0	0	0	0	0	0	0	0	0	0	0	0	0	0	0	0	0	0	0	0	0	0	0	0	0	0	0	0
03:15 PM	0	0	0	0	0	0	0	0	0	0	0	0	0	0	0	0	0	0	0	0	0	0	0	0	0	0	0	0	0	0	0
03:30 PM	0	0	0	0	0	0	0	0	0	0	0	0	0	0	0	0	0	0	0	0	0	0	0	0	0	0	0	0	0	0	0
03:45 PM	0	0	0	0	0	0	0	0	0	0	0	0	0	0	0	0	0	0	0	0	0	0	0	0	0	0	0	0	0	0	0
Total	0	0	0	0	0	0	0	0	0	0	0	0	0	0	0	0	0	0	0	0	0	0	0	0	0	0	0	0	0	0	0
04:00 PM	0	1	0	1	0	0	10	7	0	1	0	4	2	20	0	1	0	1	1	0	0	0	3	50	0	0	2	6	0	0	110
04:15 PM	0	0	0	0	0	0	6	2	0	0	0	7	3	28	0	1	0	2	0	0	0	0	5	48	1	0	3	20	0	0	126
04:30 PM	0	2	1	0	1	0	6	11	0	0	3	4	4	34	0	0	0	3	1	2	0	1	10	32	1	0	8	17	0	0	141

Accurate Counts

978-664-2565

N/S Street : Appleton S t / Wachusett Ave
 E/W Street : Appleton St / Valentine Rd
 City/State : Arlington, MA
 Weather : Cloudy

File Name : 24228701
 Site Code : 24228701
 Start Date : 11/9/2023
 Page No : 2

Groups Printed- Cars - Trucks

Start Time	Wachusett Ave From Northeast					Appleton St From North					Appleton St From East					Wachusett Ave From South					Dow Ave From Southwest					Valentine Rd From West					Int. Total
	Hard Left	Bear Left	Thru	Bear Right	Hard Right	Hard Left	Left	Thru	Bear Right	Right	Left	Bear Left	Thru	Right	Hard Right	Hard Left	Left	Thru	Bear Right	Right	Hard Left	Bear Left	Thru	Bear Right	Hard Right	Left	Bear Left	Thru	Right	Hard Right	
04:45 PM	1	3	0	0	1	0	9	4	0	0	0	7	1	22	0	1	0	4	1	0	0	0	5	38	3	0	4	9	0	0	113
Total	1	6	1	1	2	0	31	24	0	1	3	22	10	104	0	3	0	10	3	2	0	1	23	168	5	0	17	52	0	0	490
05:00 PM	1	1	0	1	0	3	7	10	0	0	0	3	0	24	0	1	0	2	3	0	0	0	8	49	1	0	2	7	1	0	124
05:15 PM	0	2	0	0	1	2	6	11	1	0	0	0	5	30	0	0	0	5	5	0	0	3	11	42	1	0	1	5	0	0	131
05:30 PM	0	1	0	0	0	1	7	5	0	1	2	3	3	23	0	0	0	7	4	2	0	1	6	51	0	0	2	20	1	0	140
05:45 PM	0	2	1	0	1	1	9	3	0	1	0	7	1	24	0	0	0	2	1	1	0	1	7	34	1	0	2	9	0	0	108
Total	1	6	1	1	2	7	29	29	1	2	2	13	9	101	0	1	0	16	13	3	0	5	32	176	3	0	7	41	2	0	503
Grand Total	5	23	3	2	8	8	125	171	4	4	13	102	43	603	2	7	6	93	29	10	2	11	60	529	18	1	28	162	9	0	2081
Apprch %	12.2	56.1	7.3	4.9	19.5	2.6	40.1	54.8	1.3	1.3	1.7	13.4	5.6	79	0.3	4.8	4.1	64.1	20	6.9	0.3	1.8	9.7	85.3	2.9	0.5	14	81	4.5	0	
Total %	0.2	1.1	0.1	0.1	0.4	0.4	6	8.2	0.2	0.2	0.6	4.9	2.1	29	0.1	0.3	0.3	4.5	1.4	0.5	0.1	0.5	2.9	25.4	0.9	0	1.3	7.8	0.4	0	
Cars	5	23	3	2	8	8	124	163	4	4	13	101	42	597	2	6	6	85	28	10	2	11	60	517	18	1	28	162	9	0	2042
% Cars	100	100	100	100	100	100	99.2	95.3	100	100	100	99	97.7	99	100	85.7	100	91.4	96.6	100	100	100	100	97.7	100	100	100	100	100	0	98.1
Trucks	0	0	0	0	0	0	1	8	0	0	0	1	1	6	0	1	0	8	1	0	0	0	0	12	0	0	0	0	0	0	39
% Trucks	0	0	0	0	0	0	0.8	4.7	0	0	0	1	2.3	1	0	14.3	0	8.6	3.4	0	0	0	0	2.3	0	0	0	0	0	0	1.9

Start Time	Wachusett Ave From Northeast					Appleton St From North					Appleton St From East					Wachusett Ave From South					Dow Ave From Southwest					Valentine Rd From West					Int. Total
	Hard Left	Bear Left	Thru	Bear Right	Hard Right	Hard Left	Left	Thru	Bear Right	Right	Left	Bear Left	Thru	Right	Hard Right	Hard Left	Left	Thru	Bear Right	Right	Hard Left	Bear Left	Thru	Bear Right	Hard Right	Left	Bear Left	Thru	Right	Hard Right	

Peak Hour Analysis From 07:00 AM to 09:45 AM - Peak 1 of 1

Peak Hour for Entire Intersection Begins at 07:30 AM

07:30 AM	1	0	0	0	1	0	9	11	0	1	21	0	7	4	66	0	77	0	0	6	1	1	8	0	0	0	28	0	28	0	1	10	0	0	11	146	
07:45 AM	0	3	1	0	2	6	0	10	39	3	0	52	4	7	4	54	0	69	1	3	17	3	1	25	0	2	1	16	1	20	0	0	8	4	0	12	184
08:00 AM	0	0	0	0	1	1	0	9	21	0	0	30	1	6	2	52	1	62	1	0	19	2	2	24	1	1	4	32	5	43	1	1	15	2	0	19	179
08:15 AM	1	3	0	0	0	4	0	13	21	0	0	34	0	13	4	45	0	62	1	1	13	2	0	17	0	0	0	17	2	19	0	0	7	1	0	8	144
Total Volume	2	6	1	0	3	12	0	41	92	3	1	137	5	33	14	217	1	270	3	4	55	8	4	74	1	3	5	93	8	110	1	2	40	7	0	50	653
% App. Total	16.7	50	8.3	0	25	0	29.9	67.2	2.2	0.7	1.9	12.2	5.2	80.4	0.4	4.1	5.4	74.3	10.8	5.4	0.9	2.7	4.5	84.5	7.3	2	4	80	14	0							
PHF	.500	.500	.250	.000	.375	.500	.000	.788	.590	.250	.250	.659	.313	.635	.875	.822	.250	.877	.750	.333	.724	.667	.500	.740	.250	.375	.313	.727	.400	.640	.250	.500	.667	.438	.000	.658	.887
Cars	2	6	1	0	3	12	0	41	89	3	1	134	5	33	14	215	1	268	2	4	53	8	4	71	1	3	5	90	8	107	1	2	40	7	0	50	642
% Cars	100	100	100	0	100	100	0	100	96.7	100	100	97.8	100	100	100	99.1	100	99.3	66.7	100	96.4	100	100	95.9	100	100	100	96.8	100	97.3	100	100	100	100	0	100	98.3
Trucks	0	0	0	0	0	0	0	0	3	0	0	3	0	0	0	2	0	2	1	0	2	0	0	3	0	0	0	3	0	3	0	0	0	0	0	0	11
% Trucks	0	0	0	0	0	0	0	0	3.3	0	0	2.2	0	0	0	0.9	0	0.7	33.3	0	3.6	0	0	4.1	0	0	0	3.2	0	2.7	0	0	0	0	0	0	1.7

Accurate Counts

978-664-2565

File Name : 24228701

Site Code : 24228701

Start Date : 11/9/2023

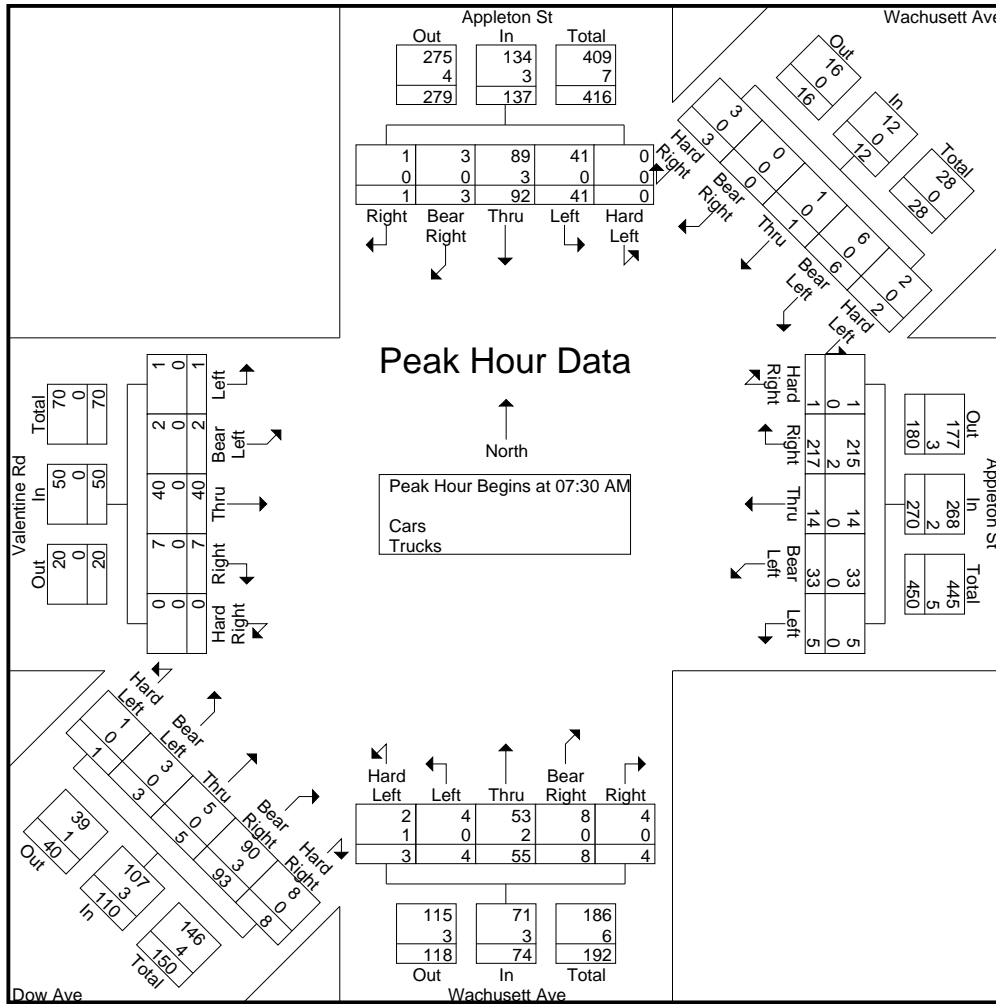
Page No : 3

N/S Street : Appleton St / Wachusett Ave

E/W Street : Appleton St / Valentine Rd

City/State : Arlington, MA

Weather : Cloudy



Peak Hour Analysis From 07:00 AM to 09:45 AM - Peak 1 of 1

Peak Hour for Each Approach Begins at:

	07:00 AM						07:30 AM						07:15 AM						07:30 AM						07:15 AM						07:15 AM					
+0 mins.	0	2	0	0	1	3	0	9	11	0	1	21	0	10	3	59	0	72	0	0	6	1	1	8	0	1	0	22	1	24	0	1	13	0	0	14
+15 mins.	1	1	0	0	0	2	0	10	39	3	0	52	0	7	4	66	0	77	1	3	17	3	1	25	0	0	0	28	0	28	0	1	10	0	0	11
+30 mins.	1	0	0	0	0	1	0	9	21	0	0	30	4	7	4	54	0	69	1	0	19	2	2	24	0	2	1	16	1	20	0	0	8	4	0	12
+45 mins.	0	3	1	0	2	6	0	13	21	0	0	34	1	6	2	52	1	62	1	1	13	2	0	17	1	1	4	32	5	43	1	1	15	2	0	19
Total Volume	2	6	1	0	3	12	0	41	92	3	1	137	5	30	13	231	1	280	3	4	55	8	4	74	1	4	5	98	7	115	1	3	46	6	0	56
% App. Total	16.7	50	8.3	0	25	0	29.9	67.2	2.2	0.7	1.8	10.7	4.6	82.5	0.4	4.1	5.4	74.3	10.8	5.4	0.9	3.5	4.3	85.2	6.1	1.8	5.4	82.1	10.7	0						
PHF	.500	.500	.250	.000	.375	.500	.000	.788	.590	.250	.250	.659	.313	.750	.813	.875	.250	.909	.750	.333	.724	.667	.500	.740	.250	.500	.313	.766	.350	.669	.250	.750	.767	.375	.000	.737
Cars	2	6	1	0	3	12	0	4	8	3	1	134	5	3	1	22	1	278	2	4	5	8	4	71	1	4	5	9	7	111	1	3	4	6	0	56
% Cars	10	10	10	0	10	100	0	10	96.	10	10	97.8	10	10	10	99.	10	99.3	66.	10	96.	10	10	95.9	10	10	10	95.	10	96.5	10	10	10	10	0	100
Trucks	0	0	0	0	0	0	0	0	3	0	0	3	0	0	0	2	0	2	1	0	2	0	0	3	0	0	0	4	0	4	0	0	0	0	0	0
% Trucks	0	0	0	0	0	0	0	0	3.	0	0	2.2	0	0	0	0.	0	0.7	33.	0	3.	0	0	4.1	0	0	0	4.	0	3.5	0	0	0	0	0	0

Accurate Counts

978-664-2565

File Name : 24228701

Site Code : 24228701

Start Date : 11/9/2023

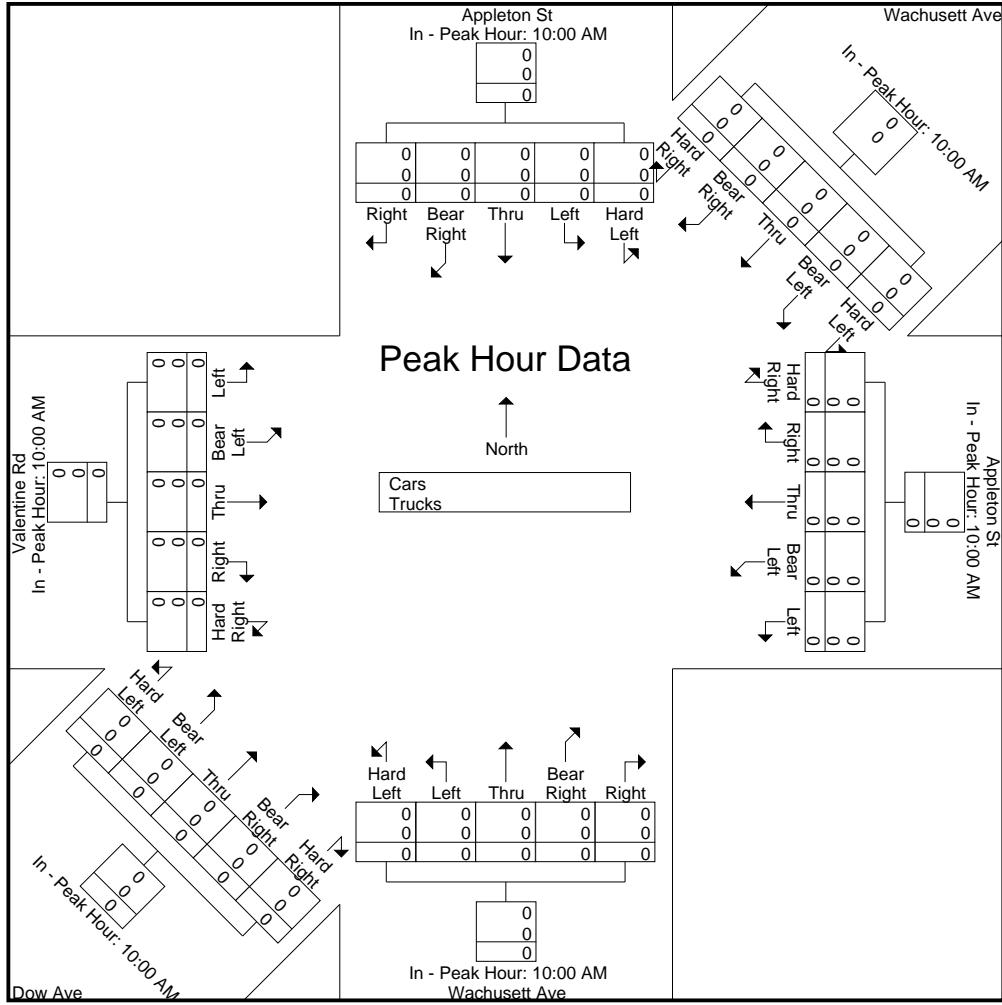
Page No : 6

N/S Street : Appleton S t / Wachusett Ave

E/W Street : Appleton St / Valentine Rd

City/State : Arlington, MA

Weather : Cloudy



Peak Hour Analysis From 02:00 PM to 05:45 PM - Peak 1 of 1

Peak Hour for Entire Intersection Begins at 04:30 PM

04:30 PM	0	2	1	0	1	4	0	6	11	0	0	17	3	4	4	34	0	45	0	0	3	1	2	6	0	1	10	32	1	44	0	8	17	0	0	25	141
04:45 PM	1	3	0	0	1	5	0	9	4	0	0	13	0	7	1	22	0	30	1	0	4	1	0	6	0	0	5	38	3	46	0	4	9	0	0	13	113
05:00 PM	1	1	0	1	0	3	3	7	10	0	0	20	0	3	0	24	0	27	1	0	2	3	0	6	0	0	8	49	1	58	0	2	7	1	0	10	124
05:15 PM	0	2	0	0	1	3	2	6	11	1	0	20	0	0	5	30	0	35	0	0	5	5	0	10	0	3	11	42	1	57	0	1	5	0	0	6	131
Total Volume	2	8	1	1	3	15	5	28	36	1	0	70	3	14	10	110	0	137	2	0	14	10	2	28	0	4	34	161	6	205	0	15	38	1	0	54	509
% App. Total	13.3	53.3	6.7	6.7	20	7.1	40	51.4	1.4	0	2.2	10.2	7.3	80.3	0	7.1	0	50	35.7	7.1	0	2	16.6	78.5	2.9	0	27.8	70.4	1.9	0							
PHF	.500	.667	.250	.250	.750	.750	.417	.778	.818	.250	.000	.875	.250	.500	.500	.809	.000	.761	.500	.000	.700	.500	.250	.700	.000	.333	.773	.821	.500	.884	.000	.469	.559	.250	.000	.540	.902
Cars	2	8	1	1	3	15	5	28	33	1	0	67	3	14	10	108	0	135	2	0	12	10	2	26	0	4	34	160	6	204	0	15	38	1	0	54	501
% Cars	100	100	100	100	100	100	100	100	91.7	100	0	95.7	100	100	100	98.2	0	98.5	100	0	85.7	100	100	92.9	0	100	100	99.4	100	99.5	0	100	100	100	0	100	98.4
Trucks	0	0	0	0	0	0	0	0	3	0	0	3	0	0	0	2	0	2	0	0	2	0	0	2	0	0	0	1	0	1	0	0	0	0	0	0	8
% Trucks	0	0	0	0	0	0	0	0	8.3	0	0	4.3	0	0	0	1.8	0	1.5	0	0	14.3	0	0	7.1	0	0	0	0.6	0	0.5	0	0	0	0	0	0	1.6

Accurate Counts

978-664-2565

File Name : 24228701

Site Code : 24228701

Start Date : 11/9/2023

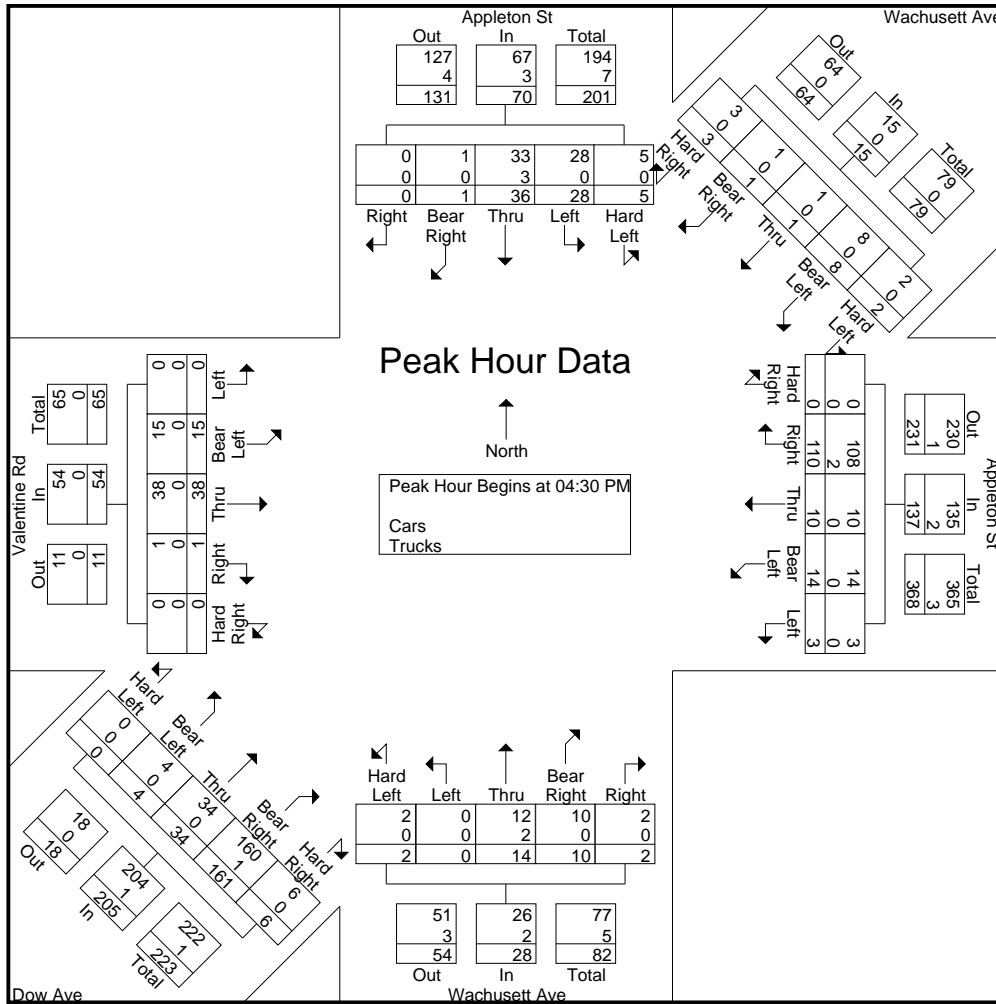
Page No : 7

N/S Street : Appleton St / Wachusett Ave

E/W Street : Appleton St / Valentine Rd

City/State : Arlington, MA

Weather : Cloudy



Peak Hour Analysis From 02:00 PM to 05:45 PM - Peak 1 of 1

Peak Hour for Each Approach Begins at:

	04:30 PM					04:30 PM					04:15 PM					04:45 PM					04:45 PM					04:15 PM										
+0 mins.	0	2	1	0	1	4	0	6	11	0	0	17	0	7	3	28	0	38	1	0	4	1	0	6	0	0	5	38	3	46	0	3	20	0	0	23
+15 mins.	1	3	0	0	1	5	0	9	4	0	0	13	3	4	4	34	0	45	1	0	2	3	0	6	0	0	8	49	1	58	0	8	17	0	0	25
+30 mins.	1	1	0	1	0	3	3	7	10	0	0	20	0	7	1	22	0	30	0	0	5	5	0	10	0	3	11	42	1	57	0	4	9	0	0	13
+45 mins.	0	2	0	0	1	3	2	6	11	1	0	20	0	3	0	24	0	27	0	0	7	4	2	13	0	1	6	51	0	58	0	2	7	1	0	10
Total Volume	2	8	1	1	3	15	5	28	36	1	0	70	3	21	8	108	0	140	2	0	18	13	2	35	0	4	30	180	5	219	0	17	53	1	0	71
% App. Total	13.3	53.3	6.7	6.7	20	7.1	40	51.4	1.4	0	2.1	15	5.7	77.1	0	5.7	0	51.4	37.1	5.7	0	1.8	13.7	82.2	2.3	0	23.9	74.6	1.4	0						
PHF	.500	.667	.250	.250	.750	.750	.417	.778	.818	.250	.000	.875	.250	.750	.500	.794	.000	.778	.500	.000	.643	.650	.250	.673	.000	.333	.682	.882	.417	.944	.000	.531	.663	.250	.000	.710
Cars	2	8	1	1	3	15	5	2	3	1	0	67	3	2	1	8	0	139	2	0	1	1	2	33	0	4	3	17	5	218	0	1	5	1	0	71
% Cars	10	10	10	10	10	100	10	10	91.	10	0	95.7	10	10	10	99.	0	99.3	10	0	88.	10	10	94.3	0	10	10	99.	10	99.5	0	10	10	10	0	100
Trucks	0	0	0	0	0	0	0	0	3	0	0	3	0	0	0	1	0	1	0	0	2	0	0	2	0	0	0	1	0	1	0	0	0	0	0	0
% Trucks	0	0	0	0	0	0	0	0	8.	0	0	4.3	0	0	0	0.	0	0.7	0	0	11.	0	0	5.7	0	0	0	0.	0	0.5	0	0	0	0	0	0

Accurate Counts

978-664-2565

File Name : 24228701

Site Code : 24228701

Start Date : 11/9/2023

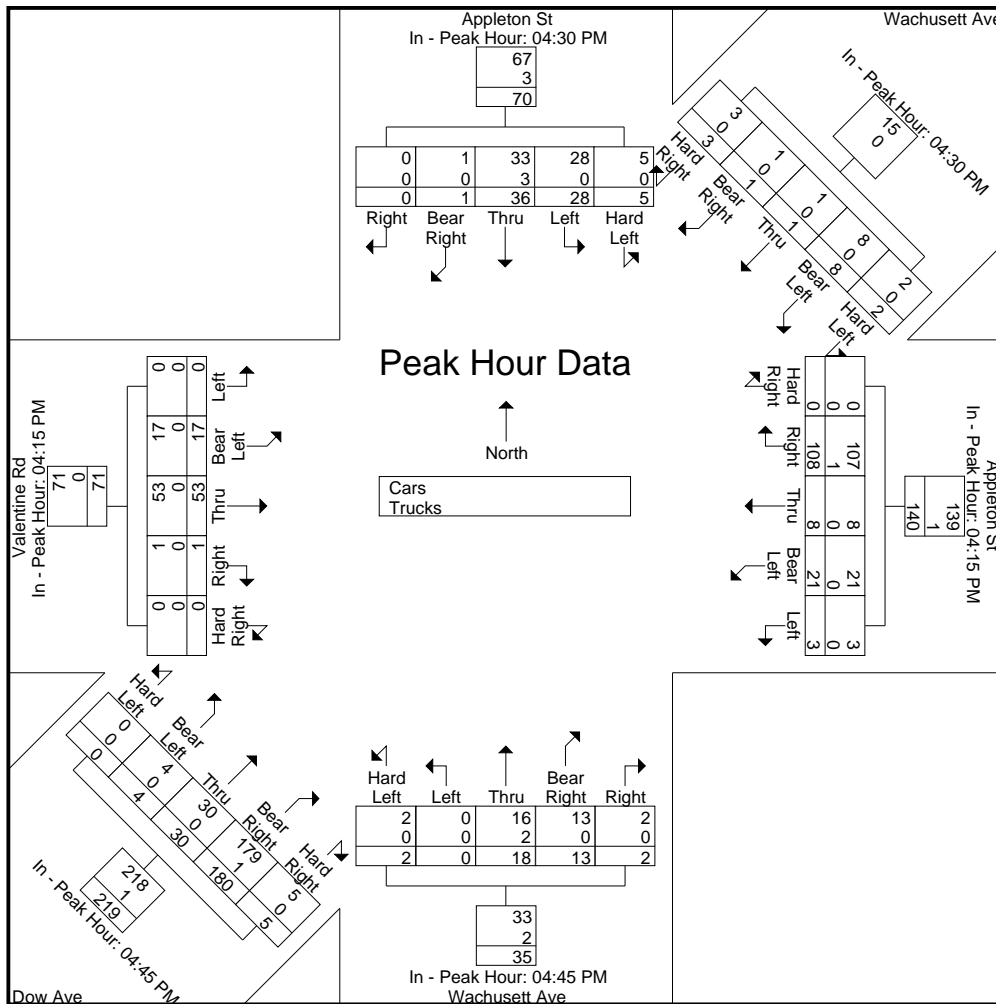
Page No : 8

N/S Street : Appleton St / Wachusett Ave

E/W Street : Appleton St / Valentine Rd

City/State : Arlington, MA

Weather : Cloudy



Accurate Counts

978-664-2565

N/S Street : Appleton S t/ Wachusett Ave

E/W Street : Appleton St / Valentine Rd

City/State : Arlington, MA

Weather : Cloudy

File Name : 24228701

Site Code : 24228701

Start Date : 11/9/2023

Page No : 9

Groups Printed- Cars

Start Time	Wachusett Ave From Northeast					Appleton St From North					Appleton St From East					Wachusett Ave From South					Dow Ave From Southwest					Valentine Rd From West					Int. Total
	Hard Left	Bear Left	Thru	Bear Right	Hard Right	Hard Left	Left	Thru	Bear Right	Right	Left	Bear Left	Thru	Right	Hard Right	Hard Left	Left	Thru	Bear Right	Right	Hard Left	Bear Left	Thru	Bear Right	Hard Right	Left	Bear Left	Thru	Right	Hard Right	
07:00 AM	0	2	0	0	1	0	10	6	0	0	1	7	1	37	1	0	0	0	1	0	0	1	0	26	0	0	1	6	0	0	101
07:15 AM	1	1	0	0	0	0	5	8	0	0	0	10	3	59	0	0	0	2	0	0	0	1	0	20	1	0	1	13	0	0	125
07:30 AM	1	0	0	0	0	0	9	10	0	1	0	7	4	65	0	0	0	6	1	1	0	0	0	27	0	0	1	10	0	0	143
07:45 AM	0	3	1	0	2	0	10	39	3	0	4	7	4	53	0	1	3	16	3	1	0	2	1	16	1	0	0	8	4	0	182
Total	2	6	1	0	3	0	34	63	3	1	5	31	12	214	1	1	3	24	5	2	0	4	1	89	2	0	3	37	4	0	551
08:00 AM	0	0	0	0	1	0	9	20	0	0	1	6	2	52	1	1	0	19	2	2	1	1	4	31	5	1	1	15	2	0	177
08:15 AM	1	3	0	0	0	0	13	20	0	0	0	13	4	45	0	0	1	12	2	0	0	0	0	16	2	0	0	7	1	0	140
08:30 AM	0	0	0	0	0	1	4	4	0	0	1	7	3	44	0	0	1	7	0	0	0	0	0	24	0	0	0	10	0	0	106
08:45 AM	0	2	0	0	0	0	4	7	0	0	1	9	2	39	0	0	1	1	3	1	1	0	0	17	1	0	0	0	0	0	89
Total	1	5	0	0	1	1	30	51	0	0	3	35	11	180	1	1	3	39	7	3	2	1	4	88	8	1	1	32	3	0	512
09:00 AM	0	0	0	0	0	0	0	0	0	0	0	0	0	0	0	0	0	0	0	0	0	0	0	0	0	0	0	0	0	0	0
09:15 AM	0	0	0	0	0	0	0	0	0	0	0	0	0	0	0	0	0	0	0	0	0	0	0	0	0	0	0	0	0	0	0
09:30 AM	0	0	0	0	0	0	0	0	0	0	0	0	0	0	0	0	0	0	0	0	0	0	0	0	0	0	0	0	0	0	0
09:45 AM	0	0	0	0	0	0	0	0	0	0	0	0	0	0	0	0	0	0	0	0	0	0	0	0	0	0	0	0	0	0	0
Total	0	0	0	0	0	0	0	0	0	0	0	0	0	0	0	0	0	0	0	0	0	0	0	0	0	0	0	0	0	0	0
10:00 AM	0	0	0	0	0	0	0	0	0	0	0	0	0	0	0	0	0	0	0	0	0	0	0	0	0	0	0	0	0	0	0
10:15 AM	0	0	0	0	0	0	0	0	0	0	0	0	0	0	0	0	0	0	0	0	0	0	0	0	0	0	0	0	0	0	0
10:30 AM	0	0	0	0	0	0	0	0	0	0	0	0	0	0	0	0	0	0	0	0	0	0	0	0	0	0	0	0	0	0	0
10:45 AM	0	0	0	0	0	0	0	0	0	0	0	0	0	0	0	0	0	0	0	0	0	0	0	0	0	0	0	0	0	0	0
Total	0	0	0	0	0	0	0	0	0	0	0	0	0	0	0	0	0	0	0	0	0	0	0	0	0	0	0	0	0	0	0
11:00 AM	0	0	0	0	0	0	0	0	0	0	0	0	0	0	0	0	0	0	0	0	0	0	0	0	0	0	0	0	0	0	0
11:15 AM	0	0	0	0	0	0	0	0	0	0	0	0	0	0	0	0	0	0	0	0	0	0	0	0	0	0	0	0	0	0	0
11:30 AM	0	0	0	0	0	0	0	0	0	0	0	0	0	0	0	0	0	0	0	0	0	0	0	0	0	0	0	0	0	0	0
11:45 AM	0	0	0	0	0	0	0	0	0	0	0	0	0	0	0	0	0	0	0	0	0	0	0	0	0	0	0	0	0	0	0
Total	0	0	0	0	0	0	0	0	0	0	0	0	0	0	0	0	0	0	0	0	0	0	0	0	0	0	0	0	0	0	0
12:00 PM	0	0	0	0	0	0	0	0	0	0	0	0	0	0	0	0	0	0	0	0	0	0	0	0	0	0	0	0	0	0	0
12:15 PM	0	0	0	0	0	0	0	0	0	0	0	0	0	0	0	0	0	0	0	0	0	0	0	0	0	0	0	0	0	0	0
12:30 PM	0	0	0	0	0	0	0	0	0	0	0	0	0	0	0	0	0	0	0	0	0	0	0	0	0	0	0	0	0	0	0
12:45 PM	0	0	0	0	0	0	0	0	0	0	0	0	0	0	0	0	0	0	0	0	0	0	0	0	0	0	0	0	0	0	0
Total	0	0	0	0	0	0	0	0	0	0	0	0	0	0	0	0	0	0	0	0	0	0	0	0	0	0	0	0	0	0	0
01:00 PM	0	0	0	0	0	0	0	0	0	0	0	0	0	0	0	0	0	0	0	0	0	0	0	0	0	0	0	0	0	0	0
01:15 PM	0	0	0	0	0	0	0	0	0	0	0	0	0	0	0	0	0	0	0	0	0	0	0	0	0	0	0	0	0	0	0
01:30 PM	0	0	0	0	0	0	0	0	0	0	0	0	0	0	0	0	0	0	0	0	0	0	0	0	0	0	0	0	0	0	0
01:45 PM	0	0	0	0	0	0	0	0	0	0	0	0	0	0	0	0	0	0	0	0	0	0	0	0	0	0	0	0	0	0	0
Total	0	0	0	0	0	0	0	0	0	0	0	0	0	0	0	0	0	0	0	0	0	0	0	0	0	0	0	0	0	0	0
02:00 PM	0	0	0	0	0	0	0	0	0	0	0	0	0	0	0	0	0	0	0	0	0	0	0	0	0	0	0	0	0	0	0
02:15 PM	0	0	0	0	0	0	0	0	0	0	0	0	0	0	0	0	0	0	0	0	0	0	0	0	0	0	0	0	0	0	0
02:30 PM	0	0	0	0	0	0	0	0	0	0	0	0	0	0	0	0	0	0	0	0	0	0	0	0	0	0	0	0	0	0	0
02:45 PM	0	0	0	0	0	0	0	0	0	0	0	0	0	0	0	0	0	0	0	0	0	0	0	0	0	0	0	0	0	0	0
Total	0	0	0	0	0	0	0	0	0	0	0	0	0	0	0	0	0	0	0	0	0	0	0	0	0	0	0	0	0	0	0
03:00 PM	0	0	0	0	0	0	0	0	0	0	0	0	0	0	0	0	0	0	0	0	0	0	0	0	0	0	0	0	0	0	0
03:15 PM	0	0	0	0	0	0	0	0	0	0	0	0	0	0	0	0	0	0	0	0	0	0	0	0	0	0	0	0	0	0	0
03:30 PM	0	0	0	0	0	0	0	0	0	0	0	0	0	0	0	0	0	0	0	0	0	0	0	0	0	0	0	0	0	0	0
03:45 PM	0	0	0	0	0	0	0	0	0	0	0	0	0	0	0	0	0	0	0	0	0	0	0	0	0	0	0	0	0	0	0
Total	0	0	0	0	0	0	0	0	0	0	0	0	0	0	0	0	0	0	0	0	0	0	0	0	0	0	0	0	0	0	0
04:00 PM	0	1	0	1	0	0	10	6	0	1	0	4	2	20	0	1	0	1	1	0	0	0	3	48	0	0	2	6	0	0	107
04:15 PM	0	0	0	0	0	0	6	2	0	0	0	7	3	28	0	1	0	1	0	0	0	0	5	47	1	0	3	20	0	0	124
04:30 PM	0	2	1	0	1	0	6	10	0	0	3	4	4	33	0	0	0	3	1	2	0	1	10	32	1	0	8	17	0	0	139
04:45 PM	1	3	0	0	1	0	9	3	0	0	0	7	1																		

Accurate Counts

978-664-2565

N/S Street : Appleton S t / Wachusett Ave
 E/W Street : Appleton St / Valentine Rd
 City/State : Arlington, MA
 Weather : Cloudy

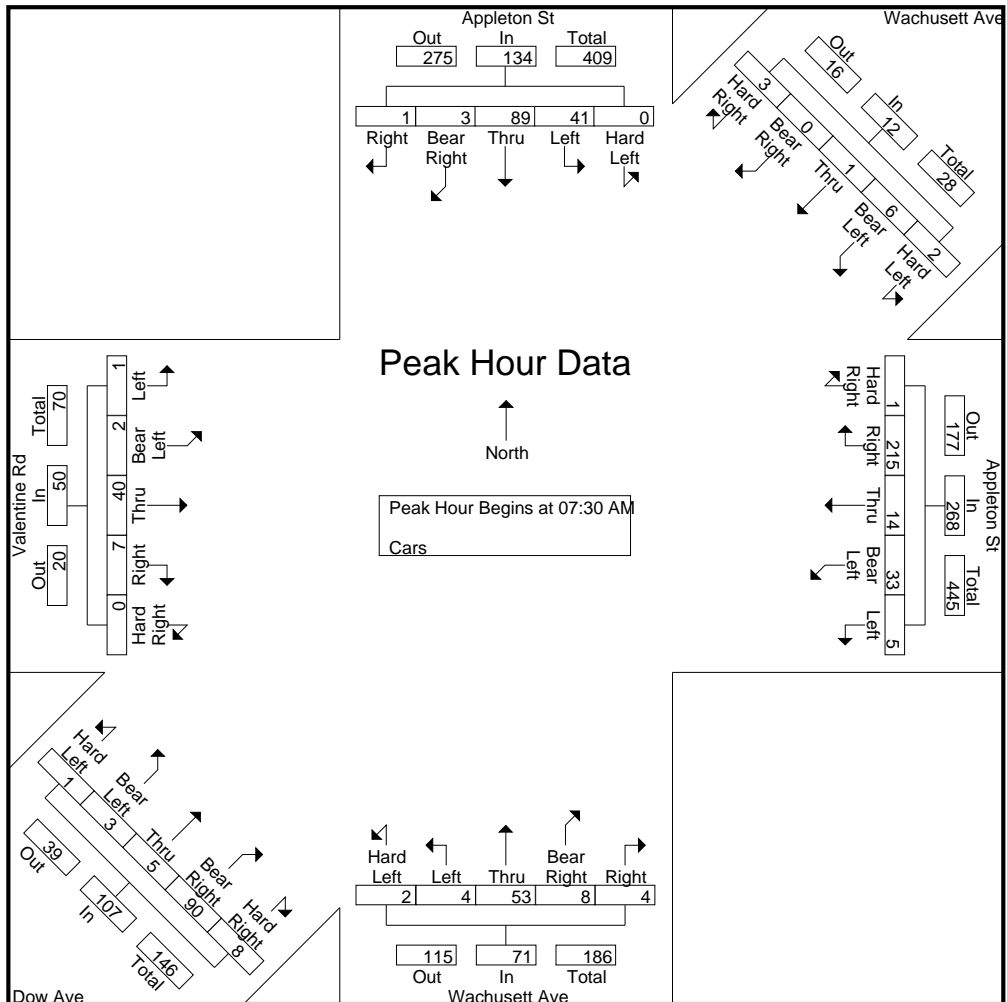
File Name : 24228701
 Site Code : 24228701
 Start Date : 11/9/2023
 Page No : 10

Groups Printed- Cars

Start Time	Wachusett Ave From Northeast					Appleton St From North					Appleton St From East					Wachusett Ave From South					Dow Ave From Southwest					Valentine Rd From West					Int. Total
	Hard Left	Bear Left	Thru	Bear Right	Hard Right	Hard Left	Left	Thru	Bear Right	Right	Left	Bear Left	Thru	Right	Hard Right	Hard Left	Left	Thru	Bear Right	Right	Hard Left	Bear Left	Thru	Bear Right	Hard Right	Left	Bear Left	Thru	Right	Hard Right	
05:00 PM	1	1	0	1	0	3	7	10	0	0	0	3	0	24	0	1	0	2	3	0	0	0	8	49	1	0	2	7	1	0	124
05:15 PM	0	2	0	0	1	2	6	10	1	0	0	0	5	29	0	0	0	4	5	0	0	3	11	42	1	0	1	5	0	0	128
05:30 PM	0	1	0	0	0	1	7	5	0	1	2	3	3	23	0	0	0	7	4	2	0	1	6	51	0	0	2	20	1	0	140
05:45 PM	0	2	1	0	1	1	9	3	0	1	0	7	1	24	0	0	0	1	1	1	0	1	7	34	1	0	2	9	0	0	107
Total	1	6	1	1	2	7	29	28	1	2	2	13	9	100	0	1	0	14	13	3	0	5	32	176	3	0	7	41	2	0	499
Grand Total	5	23	3	2	8	8	124	163	4	4	13	101	42	597	2	6	6	85	28	10	2	11	60	517	18	1	28	162	9	0	2042
Apprch %	12.2	56.1	7.3	4.9	19.5	2.6	40.9	53.8	1.3	1.3	1.7	13.4	5.6	79.1	0.3	4.4	4.4	63	20.7	7.4	0.3	1.8	9.9	85	3	0.5	14	81	4.5	0	
Total %	0.2	1.1	0.1	0.1	0.4	0.4	6.1	8	0.2	0.2	0.6	4.9	2.1	29.2	0.1	0.3	0.3	4.2	1.4	0.5	0.1	0.5	2.9	25.3	0.9	0	1.4	7.9	0.4	0	

Start Time	Wachusett Ave From Northeast					Appleton St From North					Appleton St From East					Wachusett Ave From South					Dow Ave From Southwest					Valentine Rd From West					Int. Total						
	Hard Left	Bear Left	Thru	Bear Right	Hard Right	Hard Left	Left	Thru	Bear Right	Right	Left	Bear Left	Thru	Right	Hard Right	Hard Left	Left	Thru	Bear Right	Right	Hard Left	Bear Left	Thru	Bear Right	Hard Right	Left	Bear Left	Thru	Right	Hard Right							
07:30 AM	1	0	0	0	0	1	0	9	10	0	1	20	0	7	4	65	0	76	0	0	6	1	1	8	0	0	0	27	0	27	0	1	10	0	0	11	143
07:45 AM	0	3	1	0	2	6	0	10	39	3	0	52	4	7	4	53	0	68	1	3	16	3	1	24	0	2	1	16	1	20	0	0	8	4	0	12	182
08:00 AM	0	0	0	0	1	1	0	9	20	0	0	29	1	6	2	52	1	62	1	0	19	2	2	24	1	1	4	31	5	42	1	1	15	2	0	19	177
08:15 AM	1	3	0	0	0	4	0	13	20	0	0	33	0	13	4	45	0	62	0	1	12	2	0	15	0	0	0	16	2	18	0	0	7	1	0	8	140
Total Volume	2	6	1	0	3	12	0	41	89	3	1	134	5	33	14	215	1	268	2	4	53	8	4	71	1	3	5	90	8	107	1	2	40	7	0	50	642
% App. Total	16.7	50	8.3	0	25	0	30.6	66.4	2.2	0.7	1.9	12.3	5.2	80.2	0.4	2.8	5.6	74.6	11.3	5.6	0.9	2.8	4.7	84.1	7.5	2	4	80	14	0							
PHF	.500	.500	.250	.000	.375	.500	.000	.788	.571	.250	.250	.644	.313	.635	.875	.827	.250	.882	.500	.333	.697	.667	.500	.740	.250	.375	.313	.726	.400	.637	.250	.500	.667	.438	.000	.658	.882

Peak Hour Analysis From 07:00 AM to 09:45 AM - Peak 1 of 1
 Peak Hour for Entire Intersection Begins at 07:30 AM



Accurate Counts

978-664-2565

N/S Street : Appleton St / Wachusett Ave
 E/W Street : Appleton St / Valentine Rd
 City/State : Arlington, MA
 Weather : Cloudy


File Name : 24228701
 Site Code : 24228701
 Start Date : 11/9/2023
 Page No : 11

Start Time	Wachusett Ave From Northeast						Appleton St From North					Appleton St From East					Wachusett Ave From South					Dow Ave From Southwest					Valentine Rd From West					Int. Total			
	Har d Left	Bea r Left	Thr u	Bea r Right	Har d Right	App. Total	Har d Left	Bea r Left	Thr u	Bea r Right	Har d Right	App. Total	Left	Bea r Left	Thr u	Bea r Right	Har d Right	App. Total	Har d Left	Bea r Left	Thr u	Bea r Right	Har d Right	App. Total	Har d Left	Bea r Left	Thr u	Bea r Right	Har d Right	App. Total	Left		Bea r Left	Thr u	Bea r Right

Peak Hour Analysis From 07:00 AM to 09:45 AM - Peak 1 of 1

Peak Hour for Each Approach Begins at:

	07:00 AM						07:30 AM					07:15 AM					07:30 AM					07:15 AM					07:15 AM									
+0 mins.	0	2	0	0	1	3	0	9	10	0	1	20	0	10	3	59	0	72	0	0	6	1	1	8	0	1	0	20	1	22	0	1	13	0	0	14
+15 mins.	1	1	0	0	0	2	0	10	39	3	0	52	0	7	4	65	0	76	1	3	16	3	1	24	0	0	0	27	0	27	0	1	10	0	0	11
+30 mins.	1	0	0	0	0	1	0	9	20	0	0	29	4	7	4	53	0	68	1	0	19	2	2	24	0	2	1	16	1	20	0	0	8	4	0	12
+45 mins.	0	3	1	0	2	6	0	13	20	0	0	33	1	6	2	52	1	62	0	1	12	2	0	15	1	1	4	31	5	42	1	1	15	2	0	19
Total Volume	2	6	1	0	3	12	0	41	89	3	1	134	5	30	13	229	1	278	2	4	53	8	4	71	1	4	5	94	7	111	1	3	46	6	0	56
% App. Total	16.7	50	8.3	0	25	0	30.6	66.4	2.2	0.7	1.8	10.8	4.7	82.4	0.4	2.8	5.6	74.6	11.3	5.6	0.9	3.6	4.5	84.7	6.3	1.8	5.4	82.1	10.7	0						
PHF	.500	.500	.250	.000	.375	.500	.000	.788	.571	.250	.250	.644	.313	.750	.813	.881	.250	.914	.500	.333	.697	.667	.500	.740	.250	.500	.313	.758	.350	.661	.250	.750	.767	.375	.000	.737



Peak Hour Analysis From 10:00 AM to 01:45 PM - Peak 1 of 1

Peak Hour for Entire Intersection Begins at 10:00 AM

10:00 AM	0	0	0	0	0	0	0	0	0	0	0	0	0	0	0	0	0	0	0	0	0	0	0	0	0	0	0	0	0	0	0	0	0	0	0	0
10:15 AM	0	0	0	0	0	0	0	0	0	0	0	0	0	0	0	0	0	0	0	0	0	0	0	0	0	0	0	0	0	0	0	0	0	0	0	0
10:30 AM	0	0	0	0	0	0	0	0	0	0	0	0	0	0	0	0	0	0	0	0	0	0	0	0	0	0	0	0	0	0	0	0	0	0	0	0
10:45 AM	0	0	0	0	0	0	0	0	0	0	0	0	0	0	0	0	0	0	0	0	0	0	0	0	0	0	0	0	0	0	0	0	0	0	0	0
Total Volume	0	0	0	0	0	0	0	0	0	0	0	0	0	0	0	0	0	0	0	0	0	0	0	0	0	0	0	0	0	0	0	0	0	0	0	0
% App. Total	0	0	0	0	0	0	0	0	0	0	0	0	0	0	0	0	0	0	0	0	0	0	0	0	0	0	0	0	0	0	0	0	0	0		
PHF	.000	.000	.000	.000	.000	.000	.000	.000	.000	.000	.000	.000	.000	.000	.000	.000	.000	.000	.000	.000	.000	.000	.000	.000	.000	.000	.000	.000	.000	.000	.000	.000	.000	.000	.000	

Accurate Counts

978-664-2565

File Name : 24228701

Site Code : 24228701

Start Date : 11/9/2023

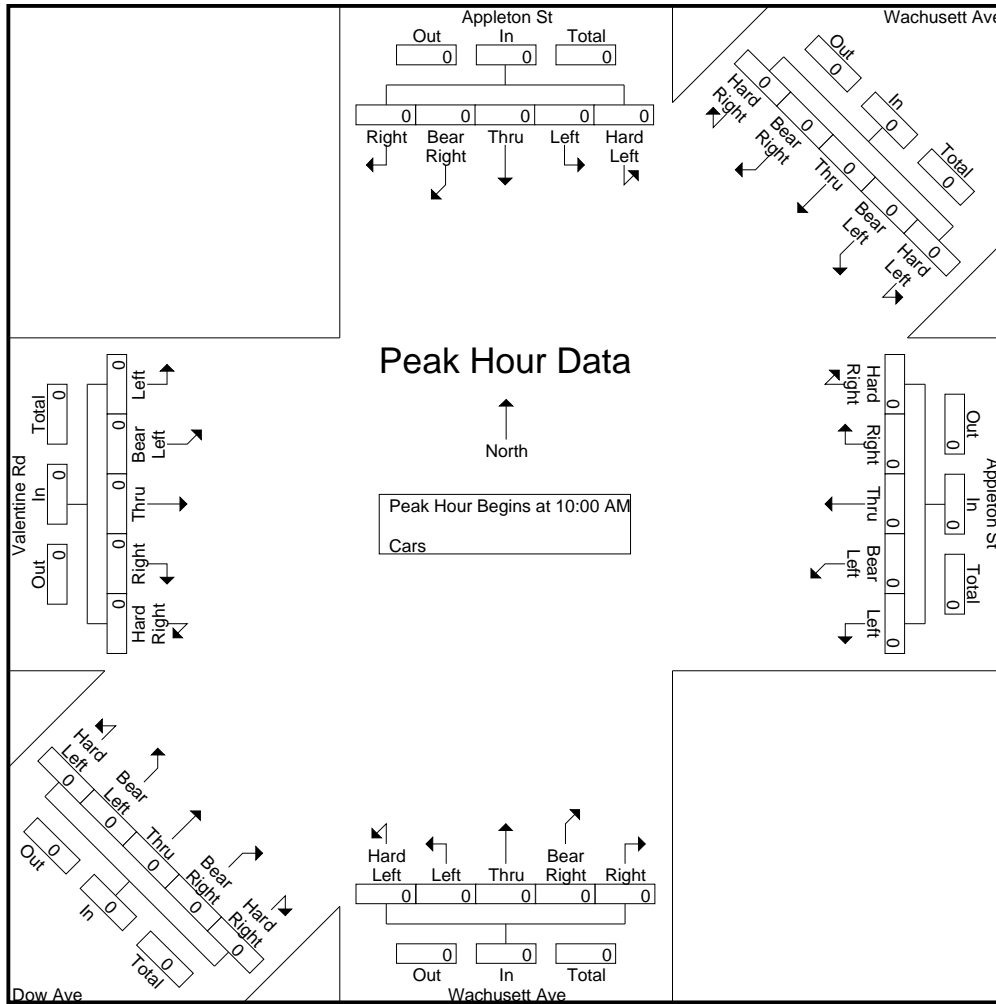
Page No : 12

N/S Street : Appleton St t/ Wachusett Ave

E/W Street : Appleton St / Valentine Rd

City/State : Arlington, MA

Weather : Cloudy



Peak Hour Analysis From 10:00 AM to 01:45 PM - Peak 1 of 1

Peak Hour for Each Approach Begins at:

	10:00 AM						10:00 AM						10:00 AM						10:00 AM						10:00 AM											
+0 mins.	0	0	0	0	0	0	0	0	0	0	0	0	0	0	0	0	0	0	0	0	0	0	0	0	0	0	0	0	0	0	0	0	0	0	0	0
+15 mins.	0	0	0	0	0	0	0	0	0	0	0	0	0	0	0	0	0	0	0	0	0	0	0	0	0	0	0	0	0	0	0	0	0	0	0	0
+30 mins.	0	0	0	0	0	0	0	0	0	0	0	0	0	0	0	0	0	0	0	0	0	0	0	0	0	0	0	0	0	0	0	0	0	0	0	0
+45 mins.	0	0	0	0	0	0	0	0	0	0	0	0	0	0	0	0	0	0	0	0	0	0	0	0	0	0	0	0	0	0	0	0	0	0	0	0
Total Volume	0	0	0	0	0	0	0	0	0	0	0	0	0	0	0	0	0	0	0	0	0	0	0	0	0	0	0	0	0	0	0	0	0	0	0	0
% App. Total	0	0	0	0	0	0	0	0	0	0	0	0	0	0	0	0	0	0	0	0	0	0	0	0	0	0	0	0	0	0	0	0	0	0	0	0
PHF	.000	.000	.000	.000	.000	.000	.000	.000	.000	.000	.000	.000	.000	.000	.000	.000	.000	.000	.000	.000	.000	.000	.000	.000	.000	.000	.000	.000	.000	.000	.000	.000	.000	.000		

Accurate Counts

978-664-2565

File Name : 24228701

Site Code : 24228701

Start Date : 11/9/2023

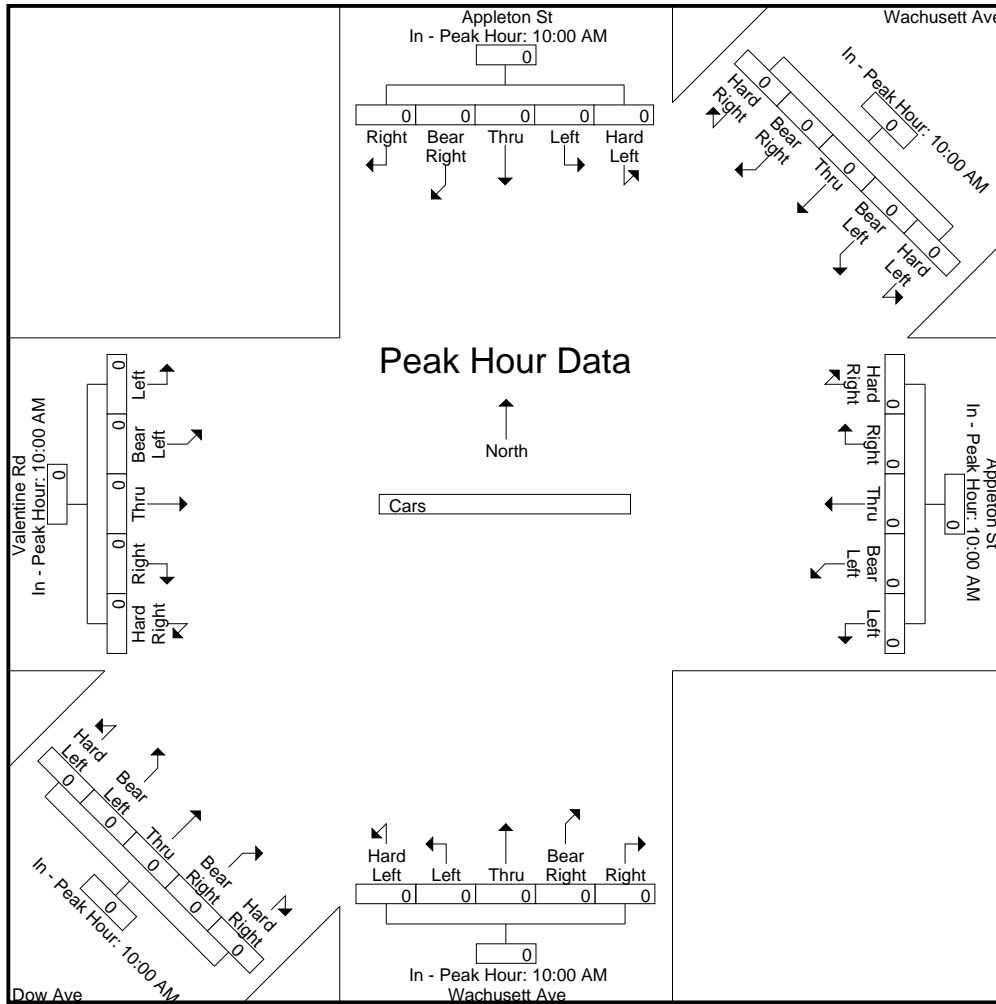
Page No : 13

N/S Street : Appleton St / Wachusett Ave

E/W Street : Appleton St / Valentine Rd

City/State : Arlington, MA

Weather : Cloudy



Peak Hour Analysis From 02:00 PM to 05:45 PM - Peak 1 of 1

Peak Hour for Entire Intersection Begins at 04:45 PM


04:45 PM	1	3	0	0	1	5	0	9	3	0	0	12	0	7	1	22	0	30	1	0	3	1	0	5	0	0	5	37	3	45	0	4	9	0	0	13	110
05:00 PM	1	1	0	1	0	3	3	7	10	0	0	20	0	3	0	24	0	27	1	0	2	3	0	6	0	0	8	49	1	58	0	2	7	1	0	10	124
05:15 PM	0	2	0	0	1	3	2	6	10	1	0	19	0	0	5	29	0	34	0	0	4	5	0	9	0	3	11	42	1	57	0	1	5	0	0	6	128
05:30 PM	0	1	0	0	0	1	1	7	5	0	1	14	2	3	3	23	0	31	0	0	7	4	2	13	0	1	6	51	0	58	0	2	20	1	0	23	140
Total Volume	2	7	0	1	2	12	6	29	28	1	1	65	2	13	9	98	0	122	2	0	16	13	2	33	0	4	30	179	5	218	0	9	41	2	0	52	502
% App. Total	16.7	58.3	0	8.3	16.7	9.2	44.6	43.1	1.5	1.5	1.6	10.7	7.4	80.3	0	6.1	0	48.5	39.4	6.1	0	1.8	13.8	82.1	2.3	0	17.3	78.8	3.8	0							
PHF	.500	.583	.000	.250	.500	.600	.500	.806	.700	.250	.250	.813	.250	.464	.450	.845	.000	.897	.500	.000	.571	.650	.250	.635	.000	.333	.682	.877	.417	.940	.000	.563	.513	.500	.000	.565	.896

Accurate Counts

978-664-2565

N/S Street : Appleton St / Wachusett Ave
 E/W Street : Appleton St / Valentine Rd
 City/State : Arlington, MA
 Weather : Cloudy

File Name : 24228701
 Site Code : 24228701
 Start Date : 11/9/2023
 Page No : 14



Peak Hour Analysis From 02:00 PM to 05:45 PM - Peak 1 of 1

Peak Hour for Each Approach Begins at:

	04:30 PM					04:15 PM					04:45 PM					04:45 PM					04:15 PM															
+0 mins.	0	2	1	0	1	4	0	6	10	0	0	16	0	7	3	28	0	38	1	0	3	1	0	5	0	0	5	37	3	45	0	3	20	0	0	23
+15 mins.	1	3	0	0	1	5	0	9	3	0	0	12	3	4	4	33	0	44	1	0	2	3	0	6	0	0	8	49	1	58	0	8	17	0	0	25
+30 mins.	1	1	0	1	0	3	3	7	10	0	0	20	0	7	1	22	0	30	0	0	4	5	0	9	0	3	11	42	1	57	0	4	9	0	0	13
+45 mins.	0	2	0	0	1	3	2	6	10	1	0	19	0	3	0	24	0	27	0	0	7	4	2	13	0	1	6	51	0	58	0	2	7	1	0	10
Total Volume	2	8	1	1	3	15	5	28	33	1	0	67	3	21	8	107	0	139	2	0	16	13	2	33	0	4	30	179	5	218	0	17	53	1	0	71
% App. Total	13.3	53.3	6.7	6.7	20	7.5	41.8	49.3	1.5	0	2.2	15.1	5.8	77	0	6.1	0	48.5	39.4	6.1	0	1.8	13.8	82.1	2.3	0	23.9	74.6	1.4	0						
PHF	.500	.667	.250	.250	.750	.750	.417	.778	.825	.250	.000	.838	.250	.750	.500	.811	.000	.790	.500	.000	.571	.650	.250	.635	.000	.333	.682	.877	.417	.940	.000	.531	.663	.250	.000	.710

Accurate Counts

978-664-2565

File Name : 24228701

Site Code : 24228701

Start Date : 11/9/2023

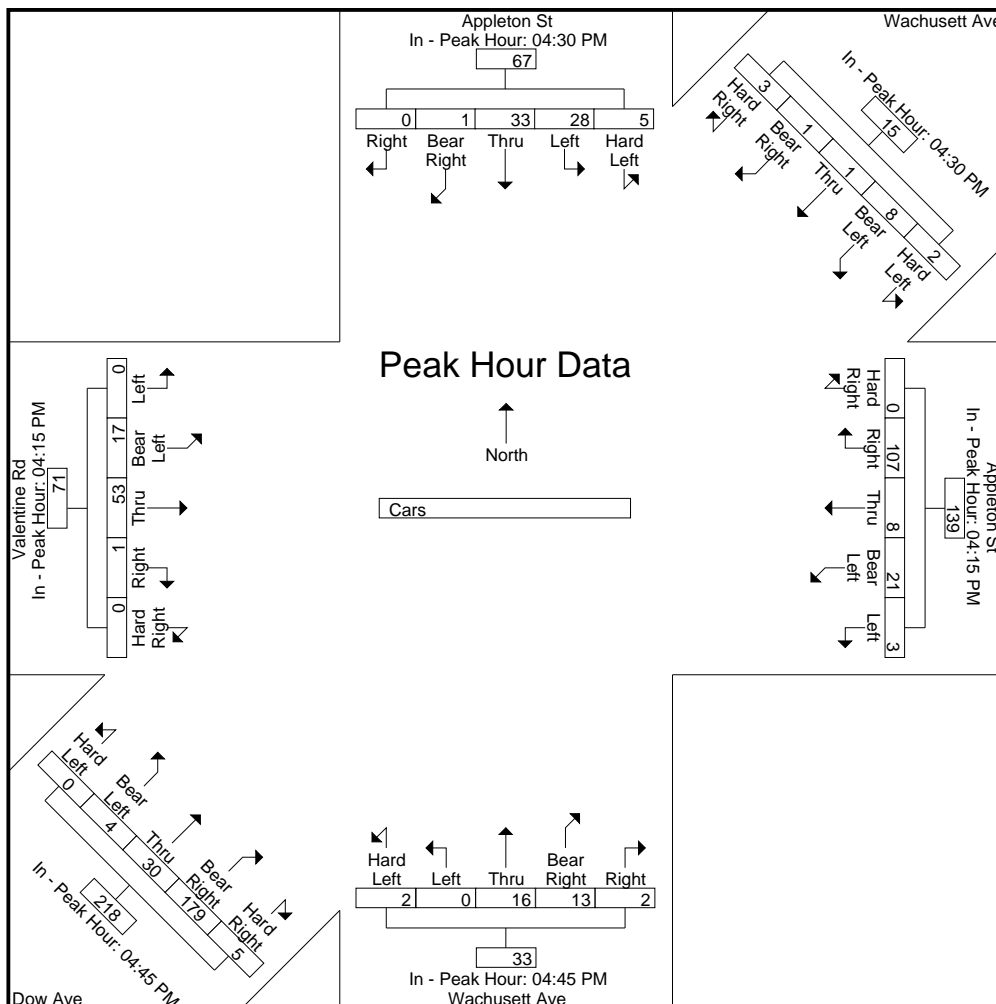
Page No : 15

N/S Street : Appleton St / Wachusett Ave

E/W Street : Appleton St / Valentine Rd

City/State : Arlington, MA

Weather : Cloudy



Accurate Counts

978-664-2565

N/S Street : Appleton S t/ Wachusett Ave

E/W Street : Appleton St / Valentine Rd

City/State : Arlington, MA

Weather : Cloudy

File Name : 24228701

Site Code : 24228701

Start Date : 11/9/2023

Page No : 16

Groups Printed- Trucks

Start Time	Wachusett Ave From Northeast					Appleton St From North					Appleton St From East					Wachusett Ave From South					Dow Ave From Southwest					Valentine Rd From West					Int. Total					
	Hard Left	Bear Left	Thru	Bear Right	Hard Right	Hard Left	Left	Thru	Bear Right	Right	Left	Bear Left	Thru	Right	Hard Right	Hard Left	Left	Thru	Bear Right	Right	Hard Left	Bear Left	Thru	Bear Right	Hard Right	Left	Bear Left	Thru	Right	Hard Right						
07:00 AM	0	0	0	0	0	0	0	1	0	0	0	0	0	0	0	0	0	0	0	0	0	0	0	0	0	0	0	0	0	0	0	0	0	0	0	1
07:15 AM	0	0	0	0	0	0	0	0	0	0	0	0	0	0	0	0	0	1	0	0	0	0	0	2	0	0	0	0	0	0	0	0	0	0	0	3
07:30 AM	0	0	0	0	0	0	0	1	0	0	0	0	0	1	0	0	0	0	0	0	0	0	0	1	0	0	0	0	0	0	0	0	0	0	0	3
07:45 AM	0	0	0	0	0	0	0	0	0	0	0	0	0	1	0	0	0	1	0	0	0	0	0	0	0	0	0	0	0	0	0	0	0	0	0	2
Total	0	0	0	0	0	0	0	2	0	0	0	0	0	2	0	0	0	2	0	0	0	0	0	3	0	0	0	0	0	0	0	0	0	0	0	9
08:00 AM	0	0	0	0	0	0	0	1	0	0	0	0	0	0	0	0	0	0	0	0	0	0	0	1	0	0	0	0	0	0	0	0	0	0	0	2
08:15 AM	0	0	0	0	0	0	0	1	0	0	0	0	0	0	0	1	0	1	0	0	0	0	0	1	0	0	0	0	0	0	0	0	0	0	0	4
08:30 AM	0	0	0	0	0	0	0	0	0	0	0	0	0	0	0	0	0	0	0	0	0	0	0	2	0	0	0	0	0	0	0	0	0	0	0	2
08:45 AM	0	0	0	0	0	0	1	0	0	0	0	1	1	2	0	0	0	1	1	0	0	0	0	1	0	0	0	0	0	0	0	0	0	0	0	8
Total	0	0	0	0	0	0	1	2	0	0	0	1	1	2	0	1	0	2	1	0	0	0	0	5	0	0	0	0	0	0	0	0	0	0	0	16
09:00 AM	0	0	0	0	0	0	0	0	0	0	0	0	0	0	0	0	0	0	0	0	0	0	0	0	0	0	0	0	0	0	0	0	0	0	0	0
09:15 AM	0	0	0	0	0	0	0	0	0	0	0	0	0	0	0	0	0	0	0	0	0	0	0	0	0	0	0	0	0	0	0	0	0	0	0	0
09:30 AM	0	0	0	0	0	0	0	0	0	0	0	0	0	0	0	0	0	0	0	0	0	0	0	0	0	0	0	0	0	0	0	0	0	0	0	0
09:45 AM	0	0	0	0	0	0	0	0	0	0	0	0	0	0	0	0	0	0	0	0	0	0	0	0	0	0	0	0	0	0	0	0	0	0	0	0
Total	0	0	0	0	0	0	0	0	0	0	0	0	0	0	0	0	0	0	0	0	0	0	0	0	0	0	0	0	0	0	0	0	0	0	0	0
10:00 AM	0	0	0	0	0	0	0	0	0	0	0	0	0	0	0	0	0	0	0	0	0	0	0	0	0	0	0	0	0	0	0	0	0	0	0	0
10:15 AM	0	0	0	0	0	0	0	0	0	0	0	0	0	0	0	0	0	0	0	0	0	0	0	0	0	0	0	0	0	0	0	0	0	0	0	0
10:30 AM	0	0	0	0	0	0	0	0	0	0	0	0	0	0	0	0	0	0	0	0	0	0	0	0	0	0	0	0	0	0	0	0	0	0	0	0
10:45 AM	0	0	0	0	0	0	0	0	0	0	0	0	0	0	0	0	0	0	0	0	0	0	0	0	0	0	0	0	0	0	0	0	0	0	0	0
Total	0	0	0	0	0	0	0	0	0	0	0	0	0	0	0	0	0	0	0	0	0	0	0	0	0	0	0	0	0	0	0	0	0	0	0	0
11:00 AM	0	0	0	0	0	0	0	0	0	0	0	0	0	0	0	0	0	0	0	0	0	0	0	0	0	0	0	0	0	0	0	0	0	0	0	0
11:15 AM	0	0	0	0	0	0	0	0	0	0	0	0	0	0	0	0	0	0	0	0	0	0	0	0	0	0	0	0	0	0	0	0	0	0	0	0
11:30 AM	0	0	0	0	0	0	0	0	0	0	0	0	0	0	0	0	0	0	0	0	0	0	0	0	0	0	0	0	0	0	0	0	0	0	0	0
11:45 AM	0	0	0	0	0	0	0	0	0	0	0	0	0	0	0	0	0	0	0	0	0	0	0	0	0	0	0	0	0	0	0	0	0	0	0	0
Total	0	0	0	0	0	0	0	0	0	0	0	0	0	0	0	0	0	0	0	0	0	0	0	0	0	0	0	0	0	0	0	0	0	0	0	0
12:00 PM	0	0	0	0	0	0	0	0	0	0	0	0	0	0	0	0	0	0	0	0	0	0	0	0	0	0	0	0	0	0	0	0	0	0	0	0
12:15 PM	0	0	0	0	0	0	0	0	0	0	0	0	0	0	0	0	0	0	0	0	0	0	0	0	0	0	0	0	0	0	0	0	0	0	0	0
12:30 PM	0	0	0	0	0	0	0	0	0	0	0	0	0	0	0	0	0	0	0	0	0	0	0	0	0	0	0	0	0	0	0	0	0	0	0	0
12:45 PM	0	0	0	0	0	0	0	0	0	0	0	0	0	0	0	0	0	0	0	0	0	0	0	0	0	0	0	0	0	0	0	0	0	0	0	0
Total	0	0	0	0	0	0	0	0	0	0	0	0	0	0	0	0	0	0	0	0	0	0	0	0	0	0	0	0	0	0	0	0	0	0	0	0
01:00 PM	0	0	0	0	0	0	0	0	0	0	0	0	0	0	0	0	0	0	0	0	0	0	0	0	0	0	0	0	0	0	0	0	0	0	0	0
01:15 PM	0	0	0	0	0	0	0	0	0	0	0	0	0	0	0	0	0	0	0	0	0	0	0	0	0	0	0	0	0	0	0	0	0	0	0	0
01:30 PM	0	0	0	0	0	0	0	0	0	0	0	0	0	0	0	0	0	0	0	0	0	0	0	0	0	0	0	0	0	0	0	0	0	0	0	0
01:45 PM	0	0	0	0	0	0	0	0	0	0	0	0	0	0	0	0	0	0	0	0	0	0	0	0	0	0	0	0	0	0	0	0	0	0	0	0
Total	0	0	0	0	0	0	0	0	0	0	0	0	0	0	0	0	0	0	0	0	0	0	0	0	0	0	0	0	0	0	0	0	0	0	0	0
02:00 PM	0	0	0	0	0	0	0	0	0	0	0	0	0	0	0	0	0	0	0	0	0	0	0	0	0	0	0	0	0	0	0	0	0	0	0	0
02:15 PM	0	0	0	0	0	0	0	0	0	0	0	0	0	0	0	0	0	0	0	0	0	0	0	0	0	0	0	0	0	0	0	0	0	0	0	0
02:30 PM	0	0	0	0	0	0	0	0	0	0	0	0	0	0	0	0	0	0	0	0	0	0	0	0	0	0	0	0	0	0	0	0	0	0	0	0
02:45 PM	0	0	0	0	0	0	0	0	0	0	0	0	0	0	0	0	0	0	0	0	0	0	0	0	0	0	0	0	0	0	0	0	0	0	0	0
Total	0	0	0	0	0	0	0	0	0	0	0	0	0	0	0	0	0	0	0	0	0	0	0	0	0	0	0	0	0	0	0	0	0	0	0	0
03:00 PM	0	0	0	0	0	0	0	0	0	0	0	0	0	0	0	0	0	0	0	0	0	0	0	0	0	0	0	0	0	0	0	0	0	0	0	0
03:15 PM	0	0	0	0	0	0	0	0	0	0	0	0	0	0	0	0	0	0	0	0	0	0	0	0	0	0	0	0	0	0	0	0	0	0	0	0
03:30 PM	0	0	0	0	0	0	0	0	0	0	0	0	0	0	0	0	0	0	0	0	0	0	0	0	0	0	0	0	0	0	0	0	0	0	0	0
03:45 PM	0	0	0	0	0	0	0	0	0	0	0	0	0	0	0	0	0	0	0	0	0	0	0	0	0	0	0	0	0	0	0	0	0	0	0	0
Total	0	0	0	0	0	0	0	0	0	0	0	0	0	0	0	0	0	0	0	0	0	0	0	0	0	0	0	0	0	0	0	0	0	0	0	0
04:00 PM	0	0	0	0	0	0	0	1	0	0	0	0	0	0	0	0	0	0	0	0	0	0	0	2	0	0	0	0	0	0	0	0	0	0	0	3
04:15 PM	0	0	0	0	0	0	0	0	0	0	0	0	0	0	0	0	0	1	0	0	0	0	0	1	0	0	0	0	0	0	0	0	0	0	0	2
04:30 PM	0	0	0	0	0	0	0	1	0																											

Accurate Counts

978-664-2565

File Name : 24228701

Site Code : 24228701

Start Date : 11/9/2023

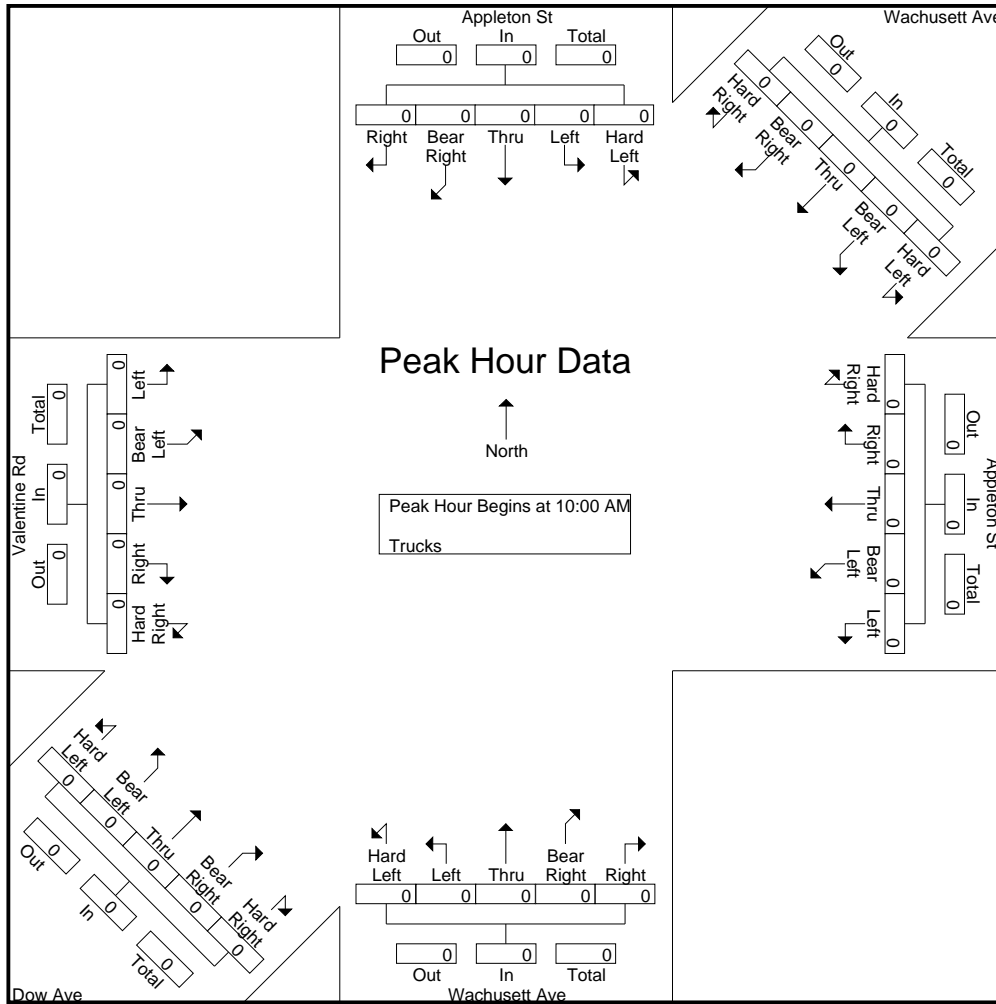
Page No : 19

N/S Street : Appleton St t/ Wachusett Ave

E/W Street : Appleton St / Valentine Rd

City/State : Arlington, MA

Weather : Cloudy



Peak Hour Analysis From 10:00 AM to 01:45 PM - Peak 1 of 1

Peak Hour for Each Approach Begins at:

	10:00 AM						10:00 AM						10:00 AM						10:00 AM						10:00 AM						10:00 AM											
+0 mins.	0	0	0	0	0	0	0	0	0	0	0	0	0	0	0	0	0	0	0	0	0	0	0	0	0	0	0	0	0	0	0	0	0	0	0	0	0	0	0	0	0	0
+15 mins.	0	0	0	0	0	0	0	0	0	0	0	0	0	0	0	0	0	0	0	0	0	0	0	0	0	0	0	0	0	0	0	0	0	0	0	0	0	0	0	0	0	0
+30 mins.	0	0	0	0	0	0	0	0	0	0	0	0	0	0	0	0	0	0	0	0	0	0	0	0	0	0	0	0	0	0	0	0	0	0	0	0	0	0	0	0	0	0
+45 mins.	0	0	0	0	0	0	0	0	0	0	0	0	0	0	0	0	0	0	0	0	0	0	0	0	0	0	0	0	0	0	0	0	0	0	0	0	0	0	0	0	0	0
Total Volume	0	0	0	0	0	0	0	0	0	0	0	0	0	0	0	0	0	0	0	0	0	0	0	0	0	0	0	0	0	0	0	0	0	0	0	0	0	0	0	0	0	0
% App. Total	0	0	0	0	0	0	0	0	0	0	0	0	0	0	0	0	0	0	0	0	0	0	0	0	0	0	0	0	0	0	0	0	0	0	0	0	0	0	0	0	0	0
PHF	.000	.000	.000	.000	.000	.000	.000	.000	.000	.000	.000	.000	.000	.000	.000	.000	.000	.000	.000	.000	.000	.000	.000	.000	.000	.000	.000	.000	.000	.000	.000	.000	.000	.000	.000	.000	.000	.000	.000	.000		

Accurate Counts

978-664-2565

File Name : 24228701

Site Code : 24228701

Start Date : 11/9/2023

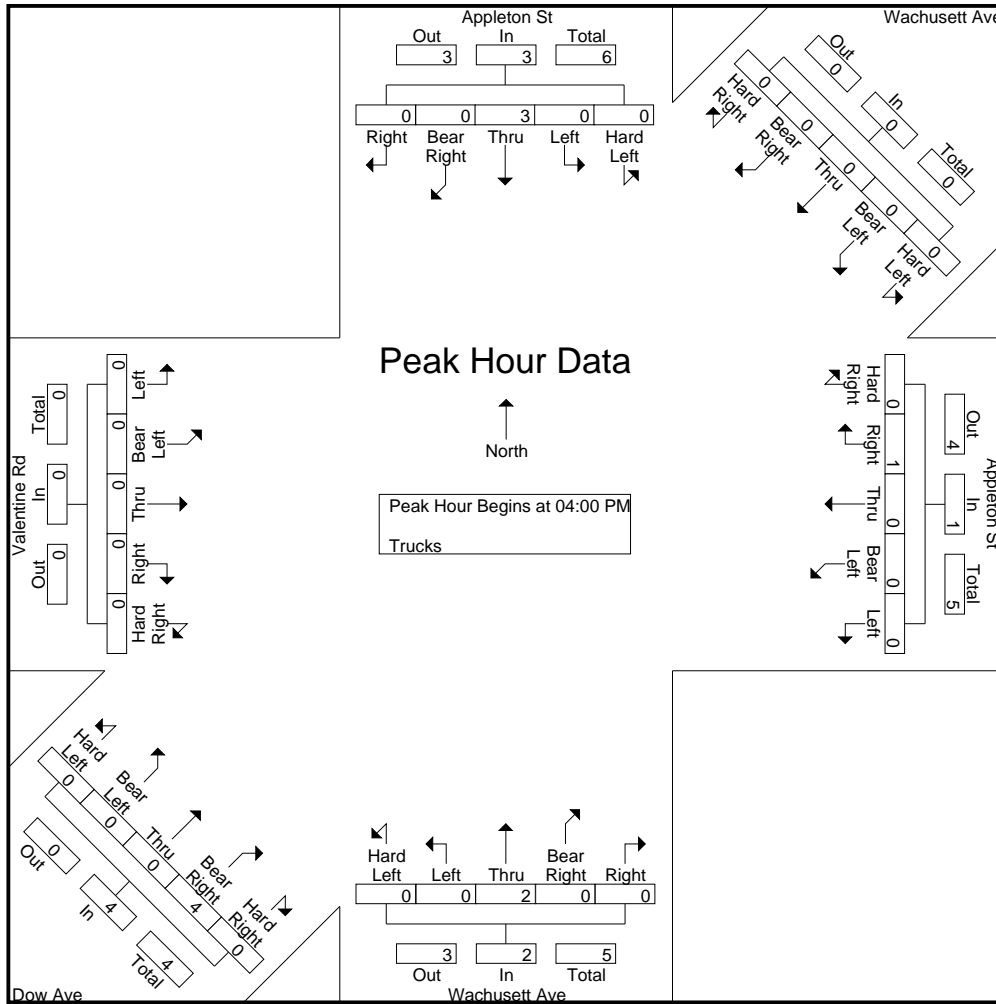
Page No : 21

N/S Street : Appleton St t/ Wachusett Ave

E/W Street : Appleton St / Valentine Rd

City/State : Arlington, MA

Weather : Cloudy



Peak Hour Analysis From 02:00 PM to 05:45 PM - Peak 1 of 1

Peak Hour for Each Approach Begins at:

	02:00 PM						04:00 PM						04:30 PM						04:00 PM						04:00 PM						02:00 PM					
+0 mins.	0	0	0	0	0	0	0	0	1	0	0	1	0	0	0	1	0	1	0	0	0	0	0	0	0	0	0	2	0	2	0	0	0	0	0	0
+15 mins.	0	0	0	0	0	0	0	0	0	0	0	0	0	0	0	0	0	0	0	0	1	0	0	1	0	0	0	1	0	1	0	0	0	0	0	0
+30 mins.	0	0	0	0	0	0	0	0	1	0	0	1	0	0	0	0	0	0	0	0	0	0	0	0	0	0	0	0	0	0	0	0	0	0	0	0
+45 mins.	0	0	0	0	0	0	0	0	1	0	0	1	0	0	0	1	0	1	0	0	1	0	0	1	0	0	0	1	0	1	0	0	0	0	0	0
Total Volume	0	0	0	0	0	0	0	0	3	0	0	3	0	0	0	2	0	2	0	0	2	0	0	2	0	0	0	4	0	4	0	0	0	0	0	0
% App. Total	0	0	0	0	0	0	0	0	100	0	0	100	0	0	0	100	0	100	0	0	100	0	0	100	0	0	0	100	0	100	0	0	0	0	0	0
PHF	.000	.000	.000	.000	.000	.000	.000	.000	.750	.000	.000	.750	.000	.000	.000	.500	.000	.500	.000	.000	.500	.000	.000	.500	.000	.000	.000	.500	.000	.500	.000	.000	.000	.000	.000	.000

Accurate Counts

978-664-2565

File Name : 24228701

Site Code : 24228701

Start Date : 11/9/2023

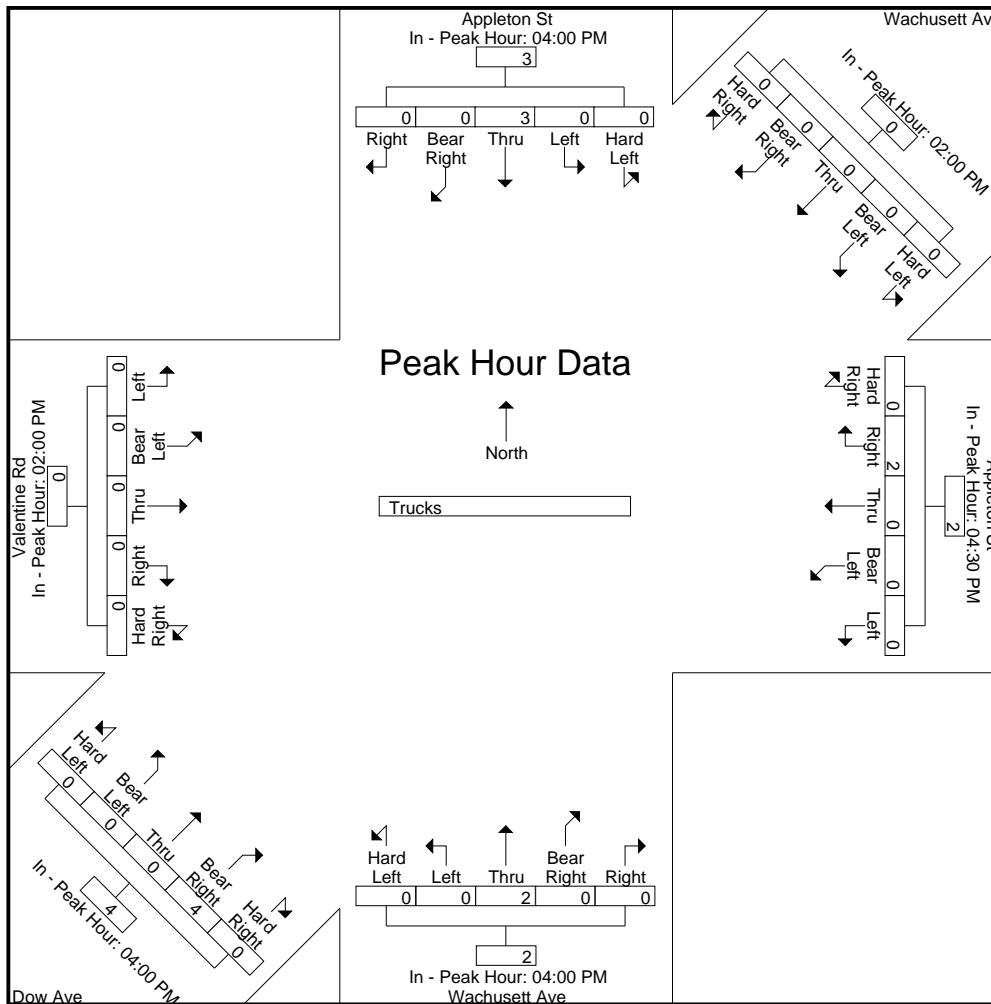
Page No : 22

N/S Street : Appleton St / Wachusett Ave

E/W Street : Appleton St / Valentine Rd

City/State : Arlington, MA

Weather : Cloudy



Accurate Counts

978-664-2565

N/S Street : Appleton S t/ Wachusett Ave

E/W Street : Appleton St / Valentine Rd

City/State : Arlington, MA

Weather : Cloudy

File Name : 24228701

Site Code : 24228701

Start Date : 11/9/2023

Page No : 23

Groups Printed- Bikes Peds

Start Time	Wachusett Ave From Northeast					Appleton St From North					Appleton St From East					Wachusett Ave From South					Dow Ave From Southwest					Valentine Rd From West					Exclu. Total	Inclu. Total	Int. Total												
	Har d Left	Bea r Left	Thr u	Bea r Rig ht	Har d Rig ht	Ped s	Har d Left	Left	Thr u	Bea r Rig ht	Rig ht	Ped s	Left	Bea r Left	Thr u	Rig ht	Har d Rig ht	Ped s	Har d Left	Left	Thr u	Bea r Rig ht	Rig ht	Ped s	Har d Left	Bea r Left	Thr u	Bea r Rig ht	Har d Rig ht	Ped s				Left	Bea r Left	Thr u	Rig ht	Har d Rig ht	Ped s						
07:00 AM	0	0	0	0	0	0	0	0	0	0	0	0	0	0	0	0	0	0	0	0	0	0	0	0	0	0	0	0	0	0	0	0	0	0	0	0	0	0	0	0	0	0	0	1	1
07:15 AM	0	0	0	0	0	0	0	0	0	0	0	0	0	0	0	0	0	2	0	0	0	0	0	1	0	0	0	0	0	0	0	0	0	0	0	0	0	0	0	0	0	0	3	0	3
07:30 AM	0	0	0	0	0	3	0	0	0	0	0	1	0	0	0	0	0	4	0	0	0	0	0	1	0	0	1	0	0	2	0	0	0	0	0	2	13	1	14						
07:45 AM	0	0	0	0	0	2	0	0	0	0	0	2	0	0	0	0	0	3	0	0	0	0	0	2	0	0	0	0	0	2	0	0	0	0	0	2	13	0	13						
Total	0	0	0	0	0	5	0	0	0	0	0	3	0	0	0	0	0	9	0	0	0	0	1	4	0	0	1	0	0	4	0	0	0	0	0	4	29	2	31						
08:00 AM	0	0	0	0	0	6	0	0	0	0	0	4	0	0	0	0	0	4	0	0	0	0	0	4	0	0	0	0	0	2	0	0	0	0	0	1	21	0	21						
08:15 AM	0	0	0	0	0	2	0	0	0	0	0	1	0	0	0	0	0	6	0	0	0	0	0	1	0	0	0	1	0	0	0	0	0	0	0	0	10	1	11						
08:30 AM	0	0	0	0	0	0	0	0	0	0	0	0	0	0	0	0	0	0	0	0	0	0	0	0	0	0	0	1	0	0	0	0	0	0	0	0	0	1	1						
08:45 AM	0	0	0	0	0	0	0	0	0	0	0	0	0	0	0	0	0	0	0	0	0	0	0	0	0	0	0	0	0	0	0	0	0	0	0	0	0	0	0						
Total	0	0	0	0	0	8	0	0	0	0	0	5	0	0	0	0	0	10	0	0	0	0	0	5	0	0	0	2	0	2	0	0	0	0	0	1	31	2	33						
09:00 AM	0	0	0	0	0	0	0	0	0	0	0	0	0	0	0	0	0	0	0	0	0	0	0	0	0	0	0	0	0	0	0	0	0	0	0	0	0	0	0						
09:15 AM	0	0	0	0	0	0	0	0	0	0	0	0	0	0	0	0	0	0	0	0	0	0	0	0	0	0	0	0	0	0	0	0	0	0	0	0	0	0	0						
09:30 AM	0	0	0	0	0	0	0	0	0	0	0	0	0	0	0	0	0	0	0	0	0	0	0	0	0	0	0	0	0	0	0	0	0	0	0	0	0	0	0						
09:45 AM	0	0	0	0	0	0	0	0	0	0	0	0	0	0	0	0	0	0	0	0	0	0	0	0	0	0	0	0	0	0	0	0	0	0	0	0	0	0	0						
Total	0	0	0	0	0	0	0	0	0	0	0	0	0	0	0	0	0	0	0	0	0	0	0	0	0	0	0	0	0	0	0	0	0	0	0	0	0	0	0						
10:00 AM	0	0	0	0	0	0	0	0	0	0	0	0	0	0	0	0	0	0	0	0	0	0	0	0	0	0	0	0	0	0	0	0	0	0	0	0	0	0	0						
10:15 AM	0	0	0	0	0	0	0	0	0	0	0	0	0	0	0	0	0	0	0	0	0	0	0	0	0	0	0	0	0	0	0	0	0	0	0	0	0	0	0						
10:30 AM	0	0	0	0	0	0	0	0	0	0	0	0	0	0	0	0	0	0	0	0	0	0	0	0	0	0	0	0	0	0	0	0	0	0	0	0	0	0	0						
10:45 AM	0	0	0	0	0	0	0	0	0	0	0	0	0	0	0	0	0	0	0	0	0	0	0	0	0	0	0	0	0	0	0	0	0	0	0	0	0	0	0						
Total	0	0	0	0	0	0	0	0	0	0	0	0	0	0	0	0	0	0	0	0	0	0	0	0	0	0	0	0	0	0	0	0	0	0	0	0	0	0	0						
11:00 AM	0	0	0	0	0	0	0	0	0	0	0	0	0	0	0	0	0	0	0	0	0	0	0	0	0	0	0	0	0	0	0	0	0	0	0	0	0	0	0						
11:15 AM	0	0	0	0	0	0	0	0	0	0	0	0	0	0	0	0	0	0	0	0	0	0	0	0	0	0	0	0	0	0	0	0	0	0	0	0	0	0	0						
11:30 AM	0	0	0	0	0	0	0	0	0	0	0	0	0	0	0	0	0	0	0	0	0	0	0	0	0	0	0	0	0	0	0	0	0	0	0	0	0	0	0						
11:45 AM	0	0	0	0	0	0	0	0	0	0	0	0	0	0	0	0	0	0	0	0	0	0	0	0	0	0	0	0	0	0	0	0	0	0	0	0	0	0	0						
Total	0	0	0	0	0	0	0	0	0	0	0	0	0	0	0	0	0	0	0	0	0	0	0	0	0	0	0	0	0	0	0	0	0	0	0	0	0	0	0						
12:00 PM	0	0	0	0	0	0	0	0	0	0	0	0	0	0	0	0	0	0	0	0	0	0	0	0	0	0	0	0	0	0	0	0	0	0	0	0	0	0	0						
12:15 PM	0	0	0	0	0	0	0	0	0	0	0	0	0	0	0	0	0	0	0	0	0	0	0	0	0	0	0	0	0	0	0	0	0	0	0	0	0	0	0						
12:30 PM	0	0	0	0	0	0	0	0	0	0	0	0	0	0	0	0	0	0	0	0	0	0	0	0	0	0	0	0	0	0	0	0	0	0	0	0	0	0	0						
12:45 PM	0	0	0	0	0	0	0	0	0	0	0	0	0	0	0	0	0	0	0	0	0	0	0	0	0	0	0	0	0	0	0	0	0	0	0	0	0	0	0						
Total	0	0	0	0	0	0	0	0	0	0	0	0	0	0	0	0	0	0	0	0	0	0	0	0	0	0	0	0	0	0	0	0	0	0	0	0	0	0	0						
01:00 PM	0	0	0	0	0	0	0	0	0	0	0	0	0	0	0	0	0	0	0	0	0	0	0	0	0	0	0	0	0	0	0	0	0	0	0	0	0	0	0						
01:15 PM	0	0	0	0	0	0	0	0	0	0	0	0	0	0	0	0	0	0	0	0	0	0	0	0	0	0	0	0	0	0	0	0	0	0	0	0	0	0	0						
01:30 PM	0	0	0	0	0	0	0	0	0	0	0	0	0	0	0	0	0	0	0	0	0	0	0	0	0	0	0	0	0	0	0	0	0	0	0	0	0	0	0						
01:45 PM	0	0	0	0	0	0	0	0	0	0	0	0	0	0	0	0	0	0	0	0	0	0	0	0	0	0	0	0	0	0	0	0	0	0	0	0	0	0	0						
Total	0	0	0	0	0	0	0	0	0	0	0	0	0	0	0	0	0	0	0	0	0	0	0	0	0	0	0	0	0	0	0	0	0	0	0	0	0	0	0						
02:00 PM	0	0	0	0	0	0	0	0	0	0	0	0	0	0	0	0	0	0	0	0	0	0	0	0	0	0	0	0	0	0	0	0	0	0	0	0	0	0	0						
02:15 PM	0	0	0	0	0	0	0	0	0	0	0	0	0	0	0	0	0	0	0	0	0	0	0	0	0	0	0	0	0	0	0	0	0	0	0	0	0	0	0						
02:30 PM	0	0	0	0	0	0	0	0	0	0	0	0	0	0	0	0	0	0	0	0	0	0	0	0	0	0	0	0	0	0	0	0	0	0	0	0	0	0	0						
02:45 PM	0	0	0	0	0	0	0	0	0	0	0	0	0	0	0	0	0	0	0	0	0	0	0	0	0	0	0	0	0	0	0	0	0	0	0	0	0	0	0						
Total	0	0	0	0	0	0	0	0	0	0	0	0	0	0	0	0	0	0	0	0	0	0	0	0	0	0	0	0	0	0	0	0	0	0	0	0	0	0	0						
03:00 PM	0	0	0	0	0	0	0	0	0	0	0	0	0	0	0	0	0	0	0	0	0	0	0	0	0	0	0	0	0	0	0	0	0	0	0	0	0	0	0						
03:15 PM	0	0	0	0	0	0	0	0	0	0	0	0	0	0	0	0	0	0	0	0	0	0	0	0	0	0	0	0	0	0	0	0	0	0	0	0	0	0	0						
03:30 PM	0	0	0	0	0	0	0	0	0	0	0	0	0	0	0	0	0	0	0	0	0	0	0	0	0	0	0	0	0	0	0	0	0	0	0	0	0	0	0						
03:45 PM	0	0	0	0	0	0	0	0	0	0	0	0	0	0	0	0	0																												

N/S Street : Appleton S t / Wachusett Ave
E/W Street : Appleton St / Valentine Rd
City/State : Arlington, MA
Weather : Cloudy

Groups Printed- Bikes Peds

Start Time	Wachusett Ave From Northeast						Appleton St From North					Appleton St From East					Wachusett Ave From South					Dow Ave From Southwest					Valentine Rd From West					Exclu. Total	Inclu. Total	Int. Total					
	Har d Left	Bea r Left	Thr u	Bea r Right	Har d Right	Ped s	Har d Left	Left	Thr u	Bea r Right	Rig ht	Ped s	Left	Bea r Left	Thr u	Rig ht	Har d Right	Ped s	Har d Left	Left	Thr u	Bea r Right	Rig ht	Ped s	Har d Left	Bea r Left	Thr u	Bea r Right	Har d Right	Ped s	Left				Bea r Left	Thr u	Rig ht	Har d Right	Ped s
04:00 PM	0	0	0	0	0	0	0	0	0	0	0	0	0	0	0	0	0	1	0	0	0	0	0	2	0	0	0	0	0	0	0	0	0	0	0	0	3	0	3
04:15 PM	0	0	0	0	0	0	0	0	0	0	0	2	0	0	0	0	0	3	0	0	0	0	0	3	0	0	0	0	0	0	0	0	0	0	0	0	8	0	8
04:30 PM	0	0	0	0	0	0	0	0	0	0	0	1	0	0	0	0	0	0	0	0	0	0	0	1	0	0	0	0	0	2	0	0	0	0	0	1	5	0	5
04:45 PM	0	0	0	0	0	0	0	0	0	0	0	0	0	0	0	0	0	0	0	0	0	0	0	1	0	0	0	0	0	0	0	0	0	0	0	0	1	0	1
Total	0	0	0	0	0	0	0	0	0	0	0	3	0	0	0	0	0	4	0	0	0	0	0	7	0	0	0	0	0	2	0	0	0	0	0	1	17	0	17
05:00 PM	0	0	0	0	0	0	0	0	0	0	0	0	0	0	0	0	0	0	0	0	0	0	0	0	0	0	0	0	0	2	0	0	0	0	0	1	3	0	3
05:15 PM	0	0	0	0	0	0	0	0	0	0	0	0	0	0	0	0	0	0	0	0	0	0	0	0	0	0	0	0	0	1	0	0	0	0	0	0	1	0	1
05:30 PM	0	0	0	0	0	0	0	0	0	0	0	0	0	0	0	0	0	0	0	0	0	0	0	0	0	0	0	0	0	0	0	0	0	0	0	0	0	0	0
05:45 PM	0	0	0	0	0	0	0	0	0	0	0	0	0	0	0	0	0	0	0	0	0	0	0	0	0	0	0	0	0	0	0	0	0	0	0	0	0	0	0
Total	0	0	0	0	0	0	0	0	0	0	0	0	0	0	0	0	0	0	0	0	0	0	0	0	0	0	0	0	0	3	0	0	0	0	0	1	4	0	4
Grand Total	0	0	0	0	0	13	0	0	0	0	0	11	0	0	0	0	0	23	0	0	0	0	1	16	0	0	1	2	0	11	0	0	0	0	0	7	81	4	85
Approch %	0	0	0	0	0		0	0	0	0	0	0	0	0	0	0	0	0	0	0	100	0	0	33.3	66.7	0	0	0	0	0	0	0	0	0	0	0			
Total %	0	0	0	0	0		0	0	0	0	0	0	0	0	0	0	0	0	0	0	25	0	0	25	50	0	0	0	0	0	0	0	0	0	0	0	.3	4.	7

Start Time	Wachusett Ave From Northeast						Appleton St From North					Appleton St From East					Wachusett Ave From South					Dow Ave From Southwest					Valentine Rd From West					Exclu. Total	Inclu. Total	Int. Total												
	Har d Left	Bea r Left	Thr u	Bea r Right	Har d Right	App. Total	Har d Left	Left	Thr u	Bea r Right	Rig ht	App. Total	Left	Bea r Left	Thr u	Rig ht	Har d Right	App. Total	Har d Left	Left	Thr u	Bea r Right	Rig ht	App. Total	Har d Left	Bea r Left	Thr u	Bea r Right	Har d Right	App. Total	Left				Bea r Left	Thr u	Rig ht	Har d Right	App. Total							
07:00 AM	0	0	0	0	0	0	0	0	0	0	0	0	0	0	0	0	0	0	0	0	0	0	1	1	0	0	0	0	0	0	0	0	0	0	0	0	0	0	0	0	0	0	1			
07:15 AM	0	0	0	0	0	0	0	0	0	0	0	0	0	0	0	0	0	0	0	0	0	0	0	0	0	0	0	0	0	0	0	0	0	0	0	0	0	0	0	0	0	0	0	0	0	
07:30 AM	0	0	0	0	0	0	0	0	0	0	0	0	0	0	0	0	0	0	0	0	0	0	0	0	0	0	1	0	0	1	0	0	0	0	0	0	0	0	0	0	0	0	0	0	1	
07:45 AM	0	0	0	0	0	0	0	0	0	0	0	0	0	0	0	0	0	0	0	0	0	0	0	0	0	0	0	0	0	0	0	0	0	0	0	0	0	0	0	0	0	0	0	0	0	
Total Volume	0	0	0	0	0	0	0	0	0	0	0	0	0	0	0	0	0	0	0	0	0	0	1	1	0	0	1	0	0	1	0	0	0	0	0	0	0	0	0	0	0	0	0	0	2	
% App. Total	0	0	0	0	0		0	0	0	0	0	0	0	0	0	0	0	0	0	0	100	0	0	100	0	0	0	0	0	0	0	0	0	0	0	0	0									
PHF	.000	.000	.000	.000	.000	.000	.000	.000	.000	.000	.000	.000	.000	.000	.000	.000	.000	.000	.000	.000	.000	.000	.250	.250	.000	.000	.250	.000	.000	.250	.000	.000	.000	.000	.000	.000	.000	.000	.500							

Peak Hour Analysis From 07:00 AM to 09:45 AM - Peak 1 of 1

Peak Hour for Entire Intersection Begins at 07:00 AM

Accurate Counts

978-664-2565

File Name : 24228701

Site Code : 24228701

Start Date : 11/9/2023

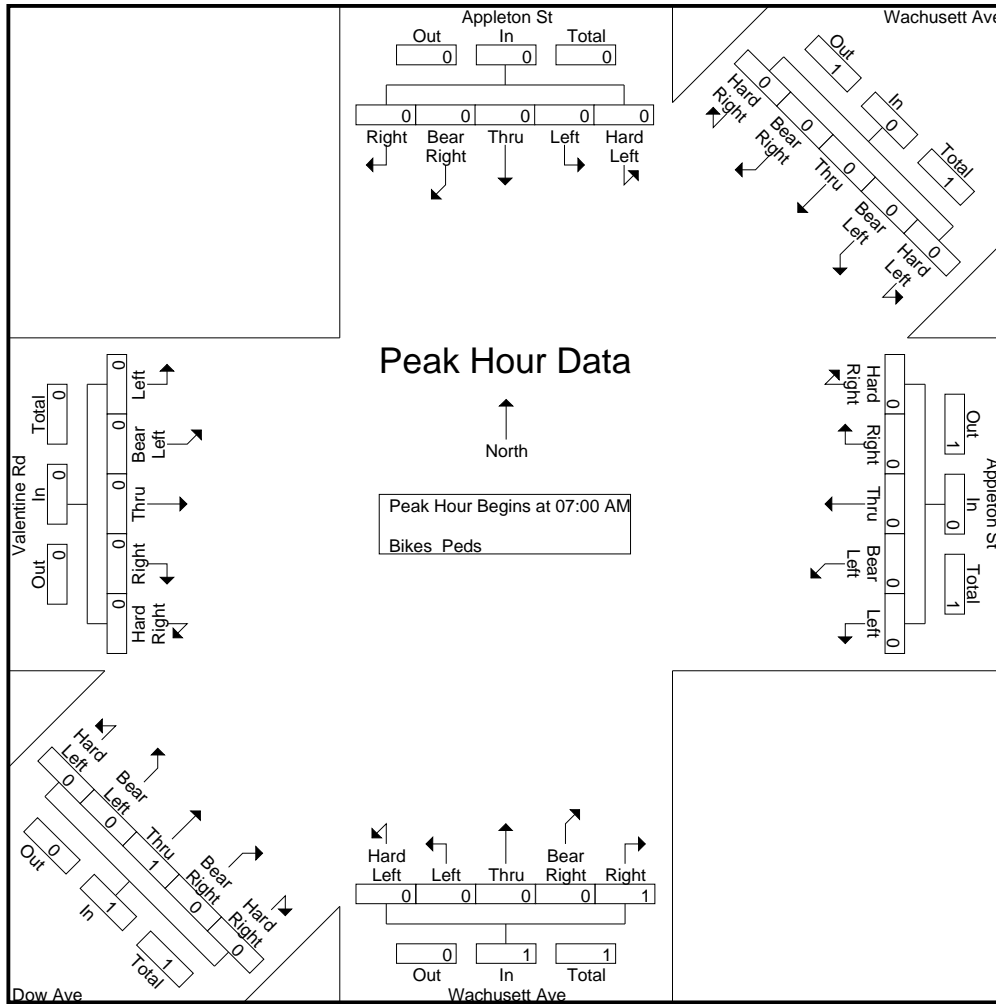
Page No : 25

N/S Street : Appleton St t/ Wachusett Ave

E/W Street : Appleton St / Valentine Rd

City/State : Arlington, MA

Weather : Cloudy



Peak Hour Analysis From 07:00 AM to 09:45 AM - Peak 1 of 1

Peak Hour for Each Approach Begins at:

	07:00 AM						07:00 AM						07:00 AM						07:30 AM						07:00 AM														
+0 mins.	0	0	0	0	0	0	0	0	0	0	0	0	0	0	0	0	0	0	0	0	0	0	1	1	0	0	1	0	0	1	0	0	0	0	0	0			
+15 mins.	0	0	0	0	0	0	0	0	0	0	0	0	0	0	0	0	0	0	0	0	0	0	0	0	0	0	0	0	0	0	0	0	0	0	0	0			
+30 mins.	0	0	0	0	0	0	0	0	0	0	0	0	0	0	0	0	0	0	0	0	0	0	0	0	0	0	0	0	0	0	0	0	0	0	0	0			
+45 mins.	0	0	0	0	0	0	0	0	0	0	0	0	0	0	0	0	0	0	0	0	0	1	0	1	0	0	0	0	0	0	0	0	0	0	0	0			
Total Volume	0	0	0	0	0	0	0	0	0	0	0	0	0	0	0	0	1	1	0	0	1	1	0	2	0	0	0	0	0	0	0	0	0	0	0	0			
% App. Total	0	0	0	0	0	0	0	0	0	0	0	0	0	0	0	100	0	0	50	50	0		0	0	0	0	0	0	0	0	0	0	0	0	0	0	0	0	0
PHF	.000	.000	.000	.000	.000	.000	.000	.000	.000	.000	.000	.000	.000	.000	.000	.250	.250	.000	.000	.250	.250	.000	.500	.000	.000	.000	.000	.000	.000	.000	.000	.000	.000	.000	.000				

Accurate Counts

978-664-2565

File Name : 24228701

Site Code : 24228701

Start Date : 11/9/2023

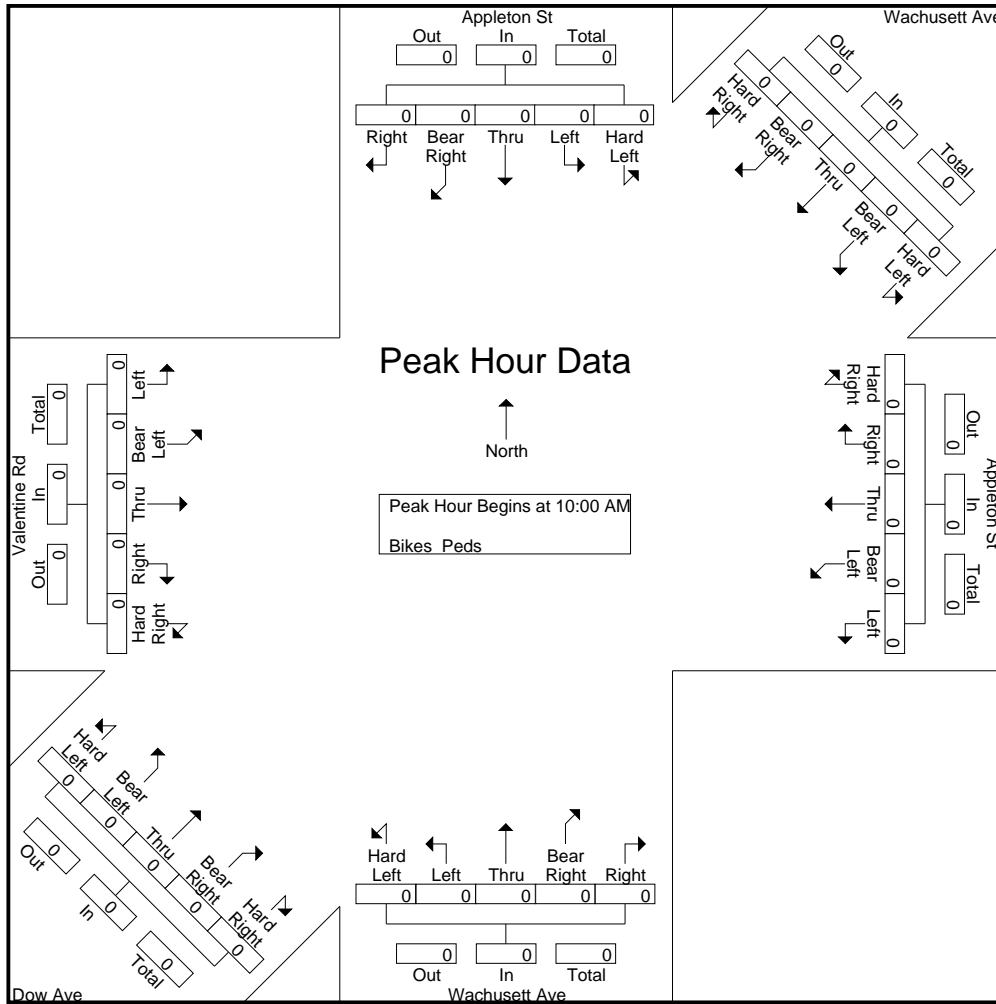
Page No : 27

N/S Street : Appleton St t/ Wachusett Ave

E/W Street : Appleton St / Valentine Rd

City/State : Arlington, MA

Weather : Cloudy



Peak Hour Analysis From 10:00 AM to 01:45 PM - Peak 1 of 1

Peak Hour for Each Approach Begins at:

	10:00 AM						10:00 AM						10:00 AM						10:00 AM						10:00 AM						10:00 AM											
+0 mins.	0	0	0	0	0	0	0	0	0	0	0	0	0	0	0	0	0	0	0	0	0	0	0	0	0	0	0	0	0	0	0	0	0	0	0	0	0	0	0	0	0	0
+15 mins.	0	0	0	0	0	0	0	0	0	0	0	0	0	0	0	0	0	0	0	0	0	0	0	0	0	0	0	0	0	0	0	0	0	0	0	0	0	0	0	0	0	0
+30 mins.	0	0	0	0	0	0	0	0	0	0	0	0	0	0	0	0	0	0	0	0	0	0	0	0	0	0	0	0	0	0	0	0	0	0	0	0	0	0	0	0	0	0
+45 mins.	0	0	0	0	0	0	0	0	0	0	0	0	0	0	0	0	0	0	0	0	0	0	0	0	0	0	0	0	0	0	0	0	0	0	0	0	0	0	0	0	0	0
Total Volume	0	0	0	0	0	0	0	0	0	0	0	0	0	0	0	0	0	0	0	0	0	0	0	0	0	0	0	0	0	0	0	0	0	0	0	0	0	0	0	0	0	0
% App. Total	0	0	0	0	0	0	0	0	0	0	0	0	0	0	0	0	0	0	0	0	0	0	0	0	0	0	0	0	0	0	0	0	0	0	0	0	0	0	0	0	0	0
PHF	.000	.000	.000	.000	.000	.000	.000	.000	.000	.000	.000	.000	.000	.000	.000	.000	.000	.000	.000	.000	.000	.000	.000	.000	.000	.000	.000	.000	.000	.000	.000	.000	.000	.000	.000	.000	.000	.000	.000	.000		

Accurate Counts

978-664-2565

File Name : 24228701

Site Code : 24228701

Start Date : 11/9/2023

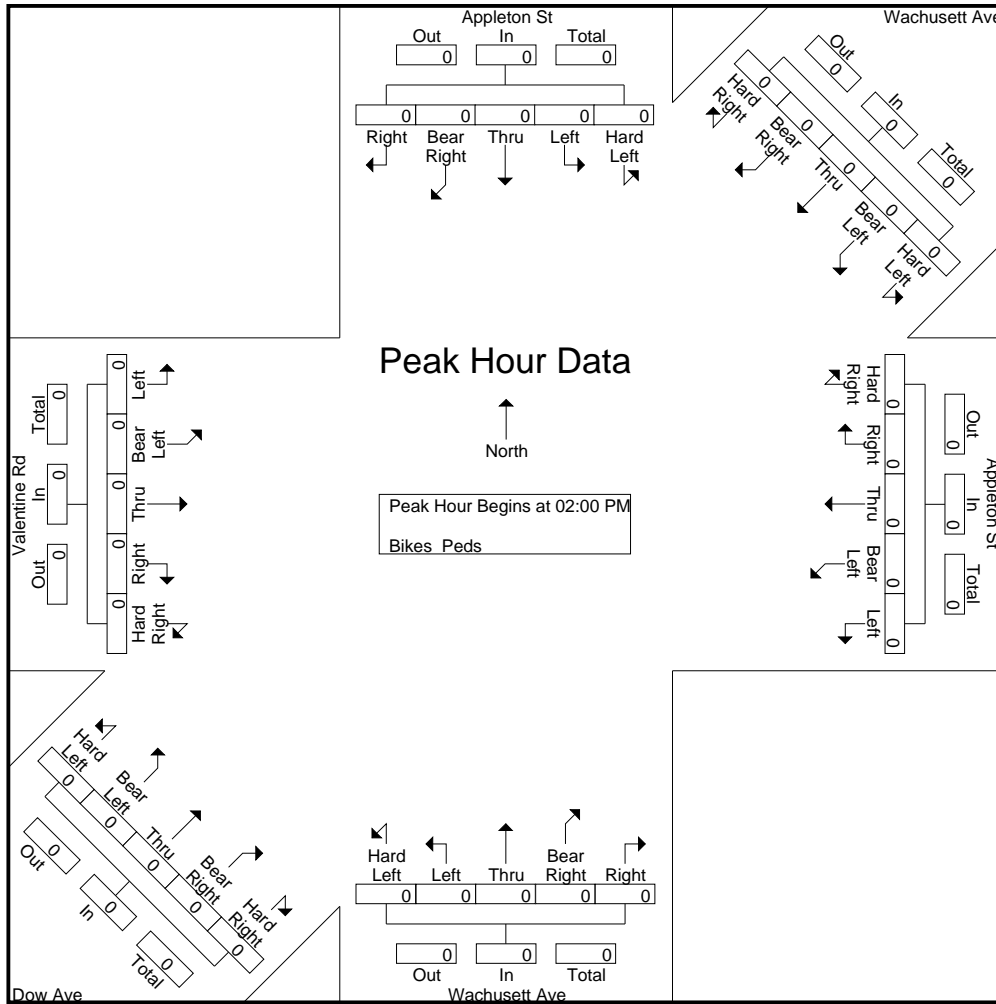
Page No : 29

N/S Street : Appleton St t/ Wachusett Ave

E/W Street : Appleton St / Valentine Rd

City/State : Arlington, MA

Weather : Cloudy



Peak Hour Analysis From 02:00 PM to 05:45 PM - Peak 1 of 1

Peak Hour for Each Approach Begins at:

	02:00 PM						02:00 PM						02:00 PM						02:00 PM						02:00 PM						02:00 PM											
+0 mins.	0	0	0	0	0	0	0	0	0	0	0	0	0	0	0	0	0	0	0	0	0	0	0	0	0	0	0	0	0	0	0	0	0	0	0	0	0	0	0	0	0	0
+15 mins.	0	0	0	0	0	0	0	0	0	0	0	0	0	0	0	0	0	0	0	0	0	0	0	0	0	0	0	0	0	0	0	0	0	0	0	0	0	0	0	0	0	0
+30 mins.	0	0	0	0	0	0	0	0	0	0	0	0	0	0	0	0	0	0	0	0	0	0	0	0	0	0	0	0	0	0	0	0	0	0	0	0	0	0	0	0	0	0
+45 mins.	0	0	0	0	0	0	0	0	0	0	0	0	0	0	0	0	0	0	0	0	0	0	0	0	0	0	0	0	0	0	0	0	0	0	0	0	0	0	0	0	0	0
Total Volume	0	0	0	0	0	0	0	0	0	0	0	0	0	0	0	0	0	0	0	0	0	0	0	0	0	0	0	0	0	0	0	0	0	0	0	0	0	0	0	0	0	0
% App. Total	0	0	0	0	0	0	0	0	0	0	0	0	0	0	0	0	0	0	0	0	0	0	0	0	0	0	0	0	0	0	0	0	0	0	0	0	0	0	0	0	0	0
PHF	.000	.000	.000	.000	.000	.000	.000	.000	.000	.000	.000	.000	.000	.000	.000	.000	.000	.000	.000	.000	.000	.000	.000	.000	.000	.000	.000	.000	.000	.000	.000	.000	.000	.000	.000	.000	.000	.000	.000	.000		

Accurate Counts

978-664-2565

File Name : 24228701

Site Code : 24228701

Start Date : 11/9/2023

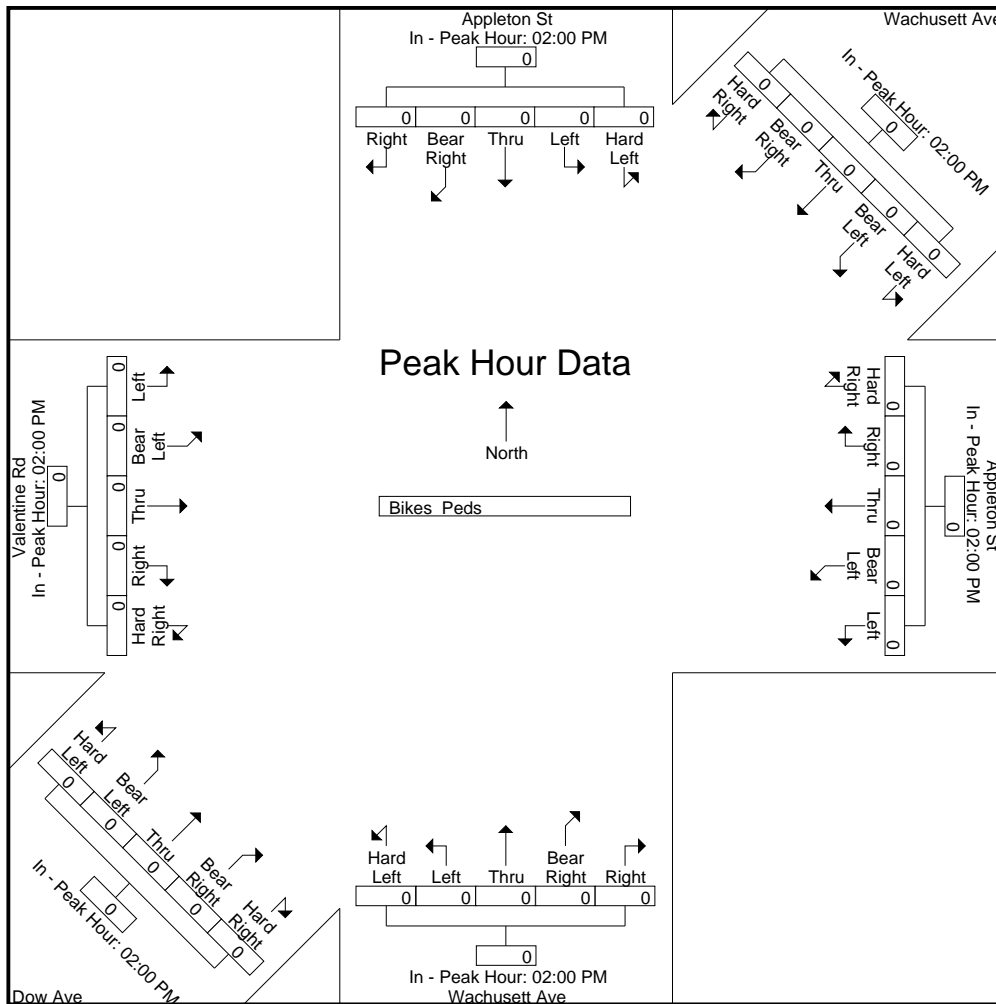
Page No : 30

N/S Street : Appleton St / Wachusett Ave

E/W Street : Appleton St / Valentine Rd

City/State : Arlington, MA

Weather : Cloudy



Intersection	
Intersection Delay, s/veh	9.5
Intersection LOS	A

Movement	EBL	EBT	EBR	WBL	WBT	WBR	NBL	NBT	NBR	SBL	SBT	SBR
Lane Configurations		↕			↕			↕			↕	
Traffic Vol, veh/h	11	133	15	5	47	218	7	63	4	43	98	5
Future Vol, veh/h	11	133	15	5	47	218	7	63	4	43	98	5
Peak Hour Factor	0.92	0.92	0.92	0.92	0.92	0.92	0.92	0.92	0.92	0.92	0.92	0.92
Heavy Vehicles, %	2	2	2	2	2	2	2	2	2	2	2	2
Mvmt Flow	12	145	16	5	51	237	8	68	4	47	107	5
Number of Lanes	0	1	0	0	1	0	0	1	0	0	1	0

Approach	EB	WB	NB	SB
Opposing Approach	WB	EB	SB	NB
Opposing Lanes	1	1	1	1
Conflicting Approach Left	SB	NB	EB	WB
Conflicting Lanes Left	1	1	1	1
Conflicting Approach Right	NB	SB	WB	EB
Conflicting Lanes Right	1	1	1	1
HCM Control Delay, s/veh	9.4	9.6	9	9.7
HCM LOS	A	A	A	A

Lane	NBLn1	EBLn1	WBLn1	SBLn1
Vol Left, %	9%	7%	2%	29%
Vol Thru, %	85%	84%	17%	67%
Vol Right, %	5%	9%	81%	3%
Sign Control	Stop	Stop	Stop	Stop
Traffic Vol by Lane	74	159	270	146
LT Vol	7	11	5	43
Through Vol	63	133	47	98
RT Vol	4	15	218	5
Lane Flow Rate	80	173	293	159
Geometry Grp	1	1	1	1
Degree of Util (X)	0.116	0.232	0.349	0.225
Departure Headway (Hd)	5.18	4.829	4.28	5.113
Convergence, Y/N	Yes	Yes	Yes	Yes
Cap	685	738	836	697
Service Time	3.265	2.893	2.333	3.191
HCM Lane V/C Ratio	0.117	0.234	0.35	0.228
HCM Control Delay, s/veh	9	9.4	9.6	9.7
HCM Lane LOS	A	A	A	A
HCM 95th-tile Q	0.4	0.9	1.6	0.9

Intersection

Int Delay, s/veh 8.6

Movement	EBL	EBT	EBR	WBL	WBT	WBR	NBL	NBT	NBR	SBL	SBT	SBR
Lane Configurations		↕			↕			↕			↕	
Traffic Vol, veh/h	11	133	15	5	47	218	7	63	4	43	98	5
Future Vol, veh/h	11	133	15	5	47	218	7	63	4	43	98	5
Conflicting Peds, #/hr	0	0	0	0	0	0	0	0	0	0	0	0
Sign Control	Stop	Stop	Stop	Stop	Stop	Stop	Free	Free	Free	Free	Free	Free
RT Channelized	-	-	None	-	-	None	-	-	None	-	-	None
Storage Length	-	-	-	-	-	-	-	-	-	-	-	-
Veh in Median Storage, #	-	0	-	-	0	-	-	0	-	-	0	-
Grade, %	-	0	-	-	0	-	-	0	-	-	0	-
Peak Hour Factor	92	92	92	92	92	92	92	92	92	92	92	92
Heavy Vehicles, %	2	2	2	2	2	2	2	2	2	2	2	2
Mvmt Flow	12	145	16	5	51	237	8	68	4	47	107	5

Major/Minor	Minor2		Minor1		Major1		Major2					
Conflicting Flow All	434	292	110	370	292	70	112	0	0	72	0	0
Stage 1	204	204	-	86	86	-	-	-	-	-	-	-
Stage 2	230	88	-	284	206	-	-	-	-	-	-	-
Critical Hdwy	7.12	6.52	6.22	7.12	6.52	6.22	4.12	-	-	4.12	-	-
Critical Hdwy Stg 1	6.12	5.52	-	6.12	5.52	-	-	-	-	-	-	-
Critical Hdwy Stg 2	6.12	5.52	-	6.12	5.52	-	-	-	-	-	-	-
Follow-up Hdwy	3.518	4.018	3.318	3.518	4.018	3.318	2.218	-	-	2.218	-	-
Pot Cap-1 Maneuver	532	619	943	587	619	993	1478	-	-	1528	-	-
Stage 1	798	733	-	922	824	-	-	-	-	-	-	-
Stage 2	773	822	-	723	731	-	-	-	-	-	-	-
Platoon blocked, %								-	-	-	-	-
Mov Cap-1 Maneuver	368	595	943	456	595	993	1478	-	-	1528	-	-
Mov Cap-2 Maneuver	368	595	-	456	595	-	-	-	-	-	-	-
Stage 1	793	709	-	916	819	-	-	-	-	-	-	-
Stage 2	549	817	-	547	707	-	-	-	-	-	-	-

Approach	EB	WB	NB	SB
HCM Control Delay, s/v	13.6	11.2	0.7	2.2
HCM LOS	B	B		

Minor Lane/Major Mvmt	NBL	NBT	NBREBLn1	WBLn1	SBL	SBT	SBR
Capacity (veh/h)	1478	-	-	590	872	1528	-
HCM Lane V/C Ratio	0.005	-	-	0.293	0.337	0.031	-
HCM Control Delay (s/veh)	7.4	0	-	13.6	11.2	7.4	0
HCM Lane LOS	A	A	-	B	B	A	A
HCM 95th %tile Q (veh)	0	-	-	1.2	1.5	0.1	-

Intersection	
Intersection Delay, s/veh	8.9
Intersection LOS	A

Movement	EBL	EBT	EBR	WBL	WBT	WBR	NBL	NBT	NBR	SBL	SBT	SBR
Lane Configurations		↕			↕			↕			↕	
Traffic Vol, veh/h	53	199	7	3	24	110	2	14	12	30	44	3
Future Vol, veh/h	53	199	7	3	24	110	2	14	12	30	44	3
Peak Hour Factor	0.92	0.92	0.92	0.92	0.92	0.92	0.92	0.92	0.92	0.92	0.92	0.92
Heavy Vehicles, %	2	2	2	2	2	2	2	2	2	2	2	2
Mvmt Flow	58	216	8	3	26	120	2	15	13	33	48	3
Number of Lanes	0	1	0	0	1	0	0	1	0	0	1	0

Approach	EB	WB	NB	SB
Opposing Approach	WB	EB	SB	NB
Opposing Lanes	1	1	1	1
Conflicting Approach Left	SB	NB	EB	WB
Conflicting Lanes Left	1	1	1	1
Conflicting Approach Right	NB	SB	WB	EB
Conflicting Lanes Right	1	1	1	1
HCM Control Delay, s/veh	9.7	7.9	8	8.6
HCM LOS	A	A	A	A

Lane	NBLn1	EBLn1	WBLn1	SBLn1
Vol Left, %	7%	20%	2%	39%
Vol Thru, %	50%	77%	18%	57%
Vol Right, %	43%	3%	80%	4%
Sign Control	Stop	Stop	Stop	Stop
Traffic Vol by Lane	28	259	137	77
LT Vol	2	53	3	30
Through Vol	14	199	24	44
RT Vol	12	7	110	3
Lane Flow Rate	30	282	149	84
Geometry Grp	1	1	1	1
Degree of Util (X)	0.04	0.343	0.167	0.115
Departure Headway (Hd)	4.741	4.39	4.042	4.962
Convergence, Y/N	Yes	Yes	Yes	Yes
Cap	754	819	888	722
Service Time	2.777	2.411	2.065	2.994
HCM Lane V/C Ratio	0.04	0.344	0.168	0.116
HCM Control Delay, s/veh	8	9.7	7.9	8.6
HCM Lane LOS	A	A	A	A
HCM 95th-tile Q	0.1	1.5	0.6	0.4

Intersection

Int Delay, s/veh 10

Movement	EBL	EBT	EBR	WBL	WBT	WBR	NBL	NBT	NBR	SBL	SBT	SBR
Lane Configurations		↕			↕			↕			↕	
Traffic Vol, veh/h	53	199	7	3	24	110	2	14	12	30	44	3
Future Vol, veh/h	53	199	7	3	24	110	2	14	12	30	44	3
Conflicting Peds, #/hr	0	0	0	0	0	0	0	0	0	0	0	0
Sign Control	Stop	Stop	Stop	Stop	Stop	Stop	Free	Free	Free	Free	Free	Free
RT Channelized	-	-	None	-	-	None	-	-	None	-	-	None
Storage Length	-	-	-	-	-	-	-	-	-	-	-	-
Veh in Median Storage, #	-	0	-	-	0	-	-	0	-	-	0	-
Grade, %	-	0	-	-	0	-	-	0	-	-	0	-
Peak Hour Factor	92	92	92	92	92	92	92	92	92	92	92	92
Heavy Vehicles, %	2	2	2	2	2	2	2	2	2	2	2	2
Mvmt Flow	58	216	8	3	26	120	2	15	13	33	48	3

Major/Minor	Minor2		Minor1		Major1			Major2				
Conflicting Flow All	215	148	50	254	143	22	51	0	0	28	0	0
Stage 1	116	116	-	26	26	-	-	-	-	-	-	-
Stage 2	99	32	-	228	117	-	-	-	-	-	-	-
Critical Hdwy	7.12	6.52	6.22	7.12	6.52	6.22	4.12	-	-	4.12	-	-
Critical Hdwy Stg 1	6.12	5.52	-	6.12	5.52	-	-	-	-	-	-	-
Critical Hdwy Stg 2	6.12	5.52	-	6.12	5.52	-	-	-	-	-	-	-
Follow-up Hdwy	3.518	4.018	3.318	3.518	4.018	3.318	2.218	-	-	2.218	-	-
Pot Cap-1 Maneuver	742	743	1018	699	748	1055	1555	-	-	1585	-	-
Stage 1	889	800	-	992	874	-	-	-	-	-	-	-
Stage 2	907	868	-	775	799	-	-	-	-	-	-	-
Platoon blocked, %								-	-	-	-	-
Mov Cap-1 Maneuver	629	727	1018	526	732	1055	1555	-	-	1585	-	-
Mov Cap-2 Maneuver	629	727	-	526	732	-	-	-	-	-	-	-
Stage 1	888	783	-	991	873	-	-	-	-	-	-	-
Stage 2	779	867	-	545	782	-	-	-	-	-	-	-

Approach	EB		WB		NB		SB	
HCM Control Delay, s/v	13.4		9.4		0.5		2.9	
HCM LOS	B		A					

Minor Lane/Major Mvmt	NBL	NBT	NBREBLn1	WBLn1	SBL	SBT	SBR
Capacity (veh/h)	1555	-	-	710	960	1585	-
HCM Lane V/C Ratio	0.001	-	-	0.397	0.155	0.021	-
HCM Control Delay (s/veh)	7.3	0	-	13.4	9.4	7.3	0
HCM Lane LOS	A	A	-	B	A	A	A
HCM 95th %tile Q (veh)	0	-	-	1.9	0.5	0.1	-